



SCV Water Agency Engineering and Operations Committee Meeting

Thursday, October 5, 2023
Committee Meeting Begins at 5:30 PM

Members of the public may attend by the following options:

IN PERSON

Santa Clarita Valley Water Agency
Engineering Services Section
Boardroom
26521 Summit Circle
Santa Clarita, CA 91350

BY PHONE

Toll Free: 1-(833)-568-8864
Webinar ID: 161 054 6796

VIRTUALLY

Please join the meeting from your
computer, tablet or smartphone:
<https://scvwa.zoomgov.com/j/1610546796>

Have a Public Comment?

Members of the public unable to attend this meeting may submit comments either in writing to eadler@scvwa.org or by mail to Elizabeth Adler, Executive Assistant, Santa Clarita Valley Water Agency, 26521 Summit Circle, Santa Clarita, CA 91350. All written comments received before 4:00 PM the day of the meeting will be distributed to the Committee members and posted on the Santa Clarita Valley Water Agency website prior to the start of the meeting. Anything received after 4:00 PM. the day of the meeting will be made available at the meeting, if practicable, and posted on the SCV Water website the following day. All correspondence with comments, including letters or emails, will be posted in their entirety. (Public comments take place during Item 2 of the Agenda and before each Item is considered. Please see the Agenda for details.)

This meeting will be recorded and the audio recording for all Committee meetings will be posted to yourSCVwater.com within 3 business days from the date of the Committee meeting.

Disclaimer: Attendees should be aware that while the Agency is following all applicable requirements and guidelines regarding COVID-19, the Agency cannot ensure the health of anyone attending a Committee meeting. Attendees should therefore use their own judgment with respect to protecting themselves from exposure to COVID-19.

[This page intentionally left blank.]



Date: September 26, 2023

To: **Engineering and Operations Committee**
William Cooper, Chair
Gary Martin
Piotr Orzechowski
Kenneth Petersen

From: Courtney Mael, Chief Engineer *CM*
Keith Abercrombie, Chief Operating Officer *KA*

The **Engineering and Operations Committee** meeting is scheduled on **Thursday, October 5, 2023 at 5:30 PM at 26521 Summit Circle, Santa Clarita, CA 91350 in the Engineering Services Section (ESS) Boardroom**. Members of the public may attend in person or virtually. To attend this meeting virtually, please see below.

IMPORTANT NOTICES

This meeting will be conducted in person at the address listed above. As a convenience to the public, members of the public may also participate virtually by using the **Agency's Call-In Number 1-(833)-568-8864, Webinar ID: 161 054 6796 Zoom Webinar by clicking on the link <https://scvwa.zoomgov.com/j/1610546796>**. Any member of the public may listen to the meeting or make comments to the Committee using the call-in number or Zoom Webinar link above. However, in the event there is a disruption of service which prevents the Agency from broadcasting the meeting to members of the public using either the call-in option or internet-based service, this meeting will not be postponed or rescheduled but will continue without remote participation. The remote participation option is being provided as a convenience to the public and is not required. Members of the public are welcome to attend the meeting in person.

Attendees should be aware that while the Agency is following all applicable requirements and guidelines regarding COVID-19, the Agency cannot ensure the health of anyone attending a Committee meeting. Attendees should therefore use their own judgment with respect to protecting themselves from exposure to COVID-19.

Members of the public unable to attend this meeting may submit comments either in writing to eadler@scvwa.org or by mail to Elizabeth Adler, Executive Assistant, Santa Clarita Valley Water Agency, 26521 Summit Circle, Santa Clarita, CA 91350. All written comments received before 4:00 PM the day of the meeting will be distributed to the Committee members and posted on the Santa Clarita Valley Water Agency website prior to the start of the meeting. Anything received after 4:00 PM the day of the meeting, will be made available at the meeting, if practicable, and will be posted on the SCV Water website the following day. All correspondence with comments, including letters or emails, will be posted in their entirety.

MEETING AGENDA

<u>ITEM</u>		<u>PAGE</u>
1.	<u>PLEDGE OF ALLEGIANCE</u>	
2.	<u>PUBLIC COMMENTS</u> – Members of the public may comment as to items within the subject matter jurisdiction of the Agency that are not on the Agenda at this time. Members of the public wishing to comment on items covered in this Agenda may do so at the time each item is considered. (Comments may, at the discretion of the Committee Chair, be limited to three minutes for each speaker.)	
3.	* Recommend Approval of the Replacement of 4273 Meters as Part of the AMI Meter Replacement Program	1
4.	* Recommend Approval of a Contract to Rehabilitate Saugus Well 2 and Find that the Proposed Action is Exempt from CEQA	13
5.	* Recommend Approval of Adopting a Resolution Authorizing Additional Change Order Authority to the General Manager for the Santa Clara and Honby Wells PFAS Groundwater Treatment Project	29
6.	* Bouquet Canyon Trail Informational Presentation	41
7.	* Real Property Activity Report	45
8.	* Monthly Operations and Production Report	51
9.	* Capital Improvement Projects Construction Status Report	61
10.	* Committee Planning Calendar	63
11.	General Report on Treatment, Distribution, Operations and Maintenance Services Section Activities	
12.	General Report on Engineering Services Section Activities	
13.	Adjournment	
	* Indicates Attachment	
	• Indicates Handout	

NOTICES:

Any person may make a request for a disability-related modification or accommodation needed for that person to be able to participate in the public meeting by telephoning Elizabeth Adler, Executive Assistant, at (661) 297-1600, or in writing to Santa Clarita Valley Water Agency at 26521 Summit Circle, Santa Clarita, CA 91350. Requests must specify the nature of the disability and the type of accommodation requested. A telephone number or other contact information should be included so that Agency staff may discuss appropriate arrangements. Persons requesting a disability-related accommodation should make the request with adequate time before the meeting for the Agency to provide the requested accommodation.

September 26, 2023

Page 3 of 3

Pursuant to Government Code Section 54957.5, non-exempt public records that relate to open session agenda items and are distributed to a majority of the Committee less than seventy-two (72) hours prior to the meeting will be available for public inspection at the Santa Clarita Valley Water Agency, located at 27234 Bouquet Canyon Road, Santa Clarita, CA 91350, during regular business hours. When practical, these public records will also be made available on the Agency's Internet Website, accessible at <http://www.yourscvwater.com>.

Posted on September 28, 2023.

M65


[This page intentionally left blank.]



COMMITTEE MEMORANDUM

DATE: September 19, 2023

TO: Engineering and Operations Committee

FROM: Keith Abercrombie 
Chief Operating Officer

SUBJECT: Recommend Approval of the Replacement of 4,273 meters as part of the AMI Meter Replacement Program

SUMMARY

In 2022, SCV Water received a Federal Bureau of Reclamation Water Smart Water-Energy Grant (WEEG) for an Automated Metering Infrastructure (AMI) project. This project consists of installing approximately 20,000 AMI meters during the grant funding period of July 1, 2022, through June 30, 2025. This request is for the installation of 4,273 meters in the Castaic area and is the third phase of the overall AMI project.

DISCUSSION

In 2021, staff applied for a Federal Bureau of Reclamation Water Smart Water-Energy Grant (WEEG) for an Automated Metering infrastructure project, and the Agency was awarded a \$2,000,000 grant in May 2022. The grant funding period is from July 1, 2022, through June 30, 2025, and more than 7,000 of the approximately 20,000 meters to be installed as part of the grant have already been installed. The 20,000 meters and associated infrastructure (base stations, antennas, etc.) will be installed by both staff and contract labor. The first 6,155 meters were replaced with contract labor.

Each legacy retail water provider made a commitment to migrate their metering systems to AMI. The formation of SCV Water and the current WEEG funding has helped speed up this process. Phase One: the installation of the initial 5,000 meters was publicly bid through Planet Bids, and a contract was awarded to the lowest responsible bidder, Golden Meter Service. Phase Two: the installation of 1,155 meters was publicly bid through Planet Bids. This contract had only one responsible bidder and was awarded to Golden Meter Service.

Staff prepared and issued a Request for Proposal for this third phase to install 4,273 meters and was publicly bid on Planet Bids on August 18, 2023, in accordance with the Purchasing Policy. SCV Water's staff estimate for replacing 4,273 meters was \$450,000. This estimate is based on standard prevailing wage rates, expected time for a meter replacement and 25% overhead.

On September 12, 2023, staff received bids from three contractors: Golden Meter Service, Hemet Mfg Co., dba Genesis Construction and Lyles Utility Construction LLC.

CONTACTOR	BID AMOUNT
Hemet Mfg. Co., dba Genesis Construction	\$424,955.00
Lyles Utility Construction LLC	\$457,374.50
Golden Meters Service Inc.	\$460,715.00

Staff reviewed the bids and recommended awarding the contract to Hemet Mfg Co, dba Genesis Construction, as the lowest responsible bidder.

STRATEGIC PLAN NEXUS

This project supports SCV Water’s Strategic Plan B.2 – Plan and Budget for Long-Term Replacements and Improvements, B.2.1.7 – Conduct Meter Replacement Program.

FINANCIAL CONSIDERATIONS

Funds for this project are included in the approved FY2023/24 Capital Improvement Meter Replacement Budget.

RECOMMENDATION

That the Engineering and Operations Committee recommends that the Board of Directors authorize the General Manager to enter into a contract with Hemet Mfg. Co., dba Genesis Construction, in the amount of \$424,955.00, to replace 4,273 meters as part of the AMI Meter Replacement Program.

M65



October 5, 2023

Automated Metering Infrastructure WEEG Grant (2022-2025)

Engineering and Operations
Committee

What is AMI?

- Automated Metering Infrastructure
- AMI allows meters to be read without the need for field labor (walking/driving)
- A series of towers, base stations, and repeaters provide a constant stream of data collection




What types of meters does SCV Water currently have?

Meter Read Type	Number of Meters
Manual	0
AMI	~38,000
AMR	~36,000

AMR - Automated Meter Reading - Communication technology through a drive-by system.



Meter Reading Equipment



WEEG?

- Federal Bureau of Reclamation Water Smart Water-Energy Grant (WEEG)
- Installation and conversion of more than 25,000 AMI compatible meters
- Grant period July 2022 - June 2025



AMI Grant Phases

- Phase 1 completed January 2023
 - Northbridge, North Park, and various other areas
 - Converted remaining ~5,000 walking meter routes
- Phase 2 Tesoro del Valle completed July 2023
 - Approximately 1,155 meters converted
- Phase 3 Castaic and surrounding areas
 - Approximately 4300 Meters to be converted



Meter Replacement Bids

- An RFP was publicly bid through Planet Bids on August 18, 2023.
- Three bids were received on September 12, 2023.

Contractor	Bid Amount
Hemet Mfg. Co. dba Genesis Construction	\$424,955.00
Lyles Utility Construction LLC	\$457,374.50
Golden Meters Service Inc	\$460,715.00

Operation's estimate was \$450,000

- Staff reviewed the bids and recommends awarding the contract to Hemet Mfg. Co. dba Genesis Construction as the lowest responsible bidder.



Strategic Plan Nexus

- This project supports SCV Water's Strategic Plan B.2 - Plan and Budget for Long-Term Replacements and Improvements, and B.2.1.7 - Conduct Meter Replacement Program



Financial Considerations

- Funds for this project are included in the approved FY23/24 Capital Improvement Meter & Meter Infrastructure Improvements Budget



Recommendation

- That the Engineering and Operations Committee recommends that the Board of Directors authorize the General Manager to enter into a contract with Hemet Mfg. Co., dba Genesis Construction in the amount not to exceed \$424,955, to replace 4273 meters as part of the AMI Meter Replacement Program.





COMMITTEE MEMORANDUM

DATE: September 20, 2023

TO: Engineering and Operations Committee

FROM: Keith Abercrombie *KA*
Chief Operating Officer

SUBJECT: Recommend Approval of a Contract to Rehabilitate Saugus Well 2 and Find that the Proposed Action is Exempt from CEQA

SUMMARY

Saugus Well 2 is located at 25849 ½ Railroad Ave, next to the Saugus Café. It was drilled in 1988 into the Saugus Aquifer Formation and remained in production until 1997 when it was removed from production due to perchlorate contamination. Saugus Well 2 was brought back online in 2011 after construction of the Saugus Perchlorate Treatment Facility, which treats water from both Saugus Well 2 and Saugus Well 1. In 2012, Saugus Well 2 was rehabilitated with mechanical and chemical development and outfitted with a liner casing due to holes that had formed in the original well casing. The well has remained in almost constant operation since the rehabilitation. However, over the past several years pumping capacity has decreased significantly going from 1,100 gallons per minute (gpm) in 2012 to the current flow rate of 700 gpm. A 2022 downhole video of the well revealed significant plugging of well screen intervals. A complete downhole rehabilitation with mechanical and chemical development is being recommended to bring the well back to its full design capacity.

DISCUSSION

The continued operation of Saugus Well 2 has been identified as a crucial containment measure to protect the drinking water aquifer. Restoring the well output is critical to the efficient operation of the containment measures in limiting the migration of the perchlorate plume within the Saugus Aquifer Formation. In addition, the growth on the intake sections of the well screen has led to failed raw water quality bacteriological samples, which requires the well to be taken offline, to be flushed to waste and to be retested before returning to service. The rehabilitation of the well will address both the capacity and bacteriological issues within Saugus Well 2.

SCVWA solicited Richard C Slade and Associates (RCS), Consulting Groundwater Geologists, to develop the Technical Specifications for Well Rehabilitation and to aid in bid phase support. This technical document was used in the process.

The rehabilitation is a multistep process. After removing the motor, column, shaft, and pump from the well, it will undergo an initial brushing and bailing. During this process, chemical will be used to help remove biofilm from the well. After the brushing and bailing, air jetting will be used to open the well perforations further. This will be followed by an initial video inspection. Once, video confirms physical means of opening the perforations were effective, then the chemical treatment of the well will begin. Chemical treatment allows for cleaning up any material which physical means cannot reach. There will be two rounds of chemical treatment over the period of

24 to 36 hours. During the next step, mechanical redevelopment will happen in the form of simultaneous airlifting and swabbing of the well. Then a second video of the work will take place to monitor progress. This will be followed by drawdown pump testing to confirm the new specific capacity of the rehabilitated well. At the final step of flow testing, a dynamic flowmeter survey will be conducted. Depth-discrete groundwater water quality samples will be collected at this phase too. After that is conducted, there will be a final video well survey and a static non-pumping spinner survey. Then the well will have the final disinfection before setting the pump, motor, and returning the well site to the previous condition.

The project will not result in great impact to existing public or private structures, facilities, mechanical equipment, or topographical features. This project complies with both the California Environmental Quality Act (CEQA) and National Environmental Policy Act (NEPA) under the following exemption and exclusion provisions. CEQA Categorical Exemption, 14 CCR Section 15301. Existing Facilities and NEPA Categorical Exclusion, Subpart D of 10 CFR Part 1021. B1.3 Routine Maintenance.

Using the technical documents provided by RCS, staff prepared a Request for Proposal (RFP) for the rehabilitation of Saugus Well 2. The RFP was posted to PlanetBids on August 7, 2023. A mandatory pre-bid meeting was hosted at the well site on August 23, 2023 and the bids were due on September 7, 2023. Out of the three companies who attended the mandatory pre-bid meeting, only one submitted a bid. Staff received an estimate from Weber Water Resources in compliance with the Purchasing Policy and recommends awarding the contract to Weber Water Resources CA, LLC. in the amount of \$1,400,000.00.

Along with the rehabilitation there are related tasks which are associated with the work to be performed. There may be additional standby time by Weber Water Resources. This is because water quality must be monitored and verified as meeting National Pollutant Discharge Elimination System (NPDES) permit requirements, before discharging the water. Also, there may be costs associated with replacing worn column pipe, shaft, or other well materials once the pump is disassembled and inspected. Lastly, RCS will be assisting with ensuring the rehabilitation process is conducted according to plan and will provide a written summary of operations after completion. Below is a table outlining the costs of these tasks.

Saugus 2 Rehab and Related Tasks	Cost
Weber Water Resources Rehabilitation	\$ 1,400,000.00
Additional Standby Time (Weber)	\$ 200,000.00
Water Quality Analysis (NPDES, well samples)	\$ 5,000.00
Well column pipe, shaft, etc.	\$ 240,000.00
RCS Field Monitoring and Rehab Summary	\$ 60,000.00
Total Cost	\$ 1,905,000.00

STRATEGIC PLAN NEXUS

This project supports SCV Water’s Strategic Plan B.5.1 – Maintain all facilities and appurtenances in a consistent fashion to achieve operational efficiency.

FINANCIAL CONSIDERATIONS

Funds for this pilot plant study are included in the General Well Improvements CIP Budget for the current FY 2023/24.

RECOMMENDATION

That the Engineering and Operations Committee recommends that the Board of Directors authorize the General Manager to enter into a contract with Weber Water Resources CA, LLC., in the amount of \$1,400,000.00 for the Saugus Well 2 Rehabilitation and authorize the other expenditures for the project detailed above, for a grand total of \$1,905,000 and find that the proposed action is exempt from CEQA.

Attachment

MBS

[This page intentionally left blank.]

RESOLUTION NO. SCV___

**RESOLUTION OF THE BOARD OF DIRECTORS
OF THE SANTA CLARITA VALLEY WATER AGENCY
AWARDING A CONTRACT TO WEBER WATER RESOURCES CA, LLC.,
FOR THE SAUGUS WELL 2 REHABILITATION PROJECT AND FIND THAT THE
PROPOSED ACTION IS EXEMPT FROM CEQA**

WHEREAS, all bid proposals submitted to the Santa Clarita Valley Water Agency (Agency) pursuant to the Agency's specifications for the Saugus Well 2 Rehabilitation, were received at the Agency's offices, in full accordance with the law and the Agency's customary procedures; and

WHEREAS, the Project qualified for an exemption under CEQA guidelines 14 CCR Section 15301 Existing Facilities and for an exclusion under NEPA guidelines Subpart D of 10 CFR Part 1021 B1.3 Routine Maintenance, because it is a minor alteration of an existing public facility; and

WHEREAS, this project supports SCV Water's Strategic Plan B.5.1 – Maintain all facilities and appurtenances in a consistent fashion to achieve operational efficiency; and

WHEREAS, the Board of Directors finds, after considering the opinion of staff, and recommends awarding the contract to Weber Water Resources CA, LLC., in compliance with the Purchasing Policy and that said bid substantially meets the requirements of said contract documents; and

WHEREAS, it is in the Agency's best interest that the Board of Directors, on behalf of the Agency, authorize its General Manager to accept the \$1,400,000.00 bid.

NOW, THEREFORE, BE IT RESOLVED, that the Santa Clarita Valley Water Agency's Board of Directors finds the Project exempt from CEQA pursuant to CEQA guidelines Section 15301, and from NEPA pursuant to NEPA guidelines Subpart D of 10 CFR Part 1021.

RESOLVED FURTHER that the Agency's Board of Directors does authorize its General Manager to accept said low bid and does therefore authorize the Agency's General Manager or its Chief Operating Officer to issue a Notice of Award to Weber Water Resources CA, LLC., for the Saugus Well 2 Rehabilitation project.

RESOLVED FURTHER that the Agency's General Manager or its President and Secretary are thereupon authorized, upon receipt of appropriate payment and performance bonds, appropriate certificates of insurance and an executed Contract Agreement from Weber Water Resources CA, LLC. in the amount of \$1,400,000.00 for the Saugus Well 2 Rehabilitation and authorize the other expenditures for the project, for a grand total of \$1,905,000, all of which must be approved by General Counsel, to execute the said Contract Agreement on behalf of the Agency.

RESOLVED FURTHER that the Agency's General Manager or Chief Operating Officer are thereafter authorized to execute and forward to Weber Water Resources CA, LLC., the appropriate Notice to Proceed.

[This page intentionally left blank.]



October 5, 2023

Recommend Approval of a Contract to Rehabilitate Saugus Well 2

Engineering and Operations
Committee

Saugus Well 2 Rehabilitation

- History
- Need for Rehabilitation
- Rehabilitation Highlights
- Bid Information
- Anticipated Costs
- Recommendation



History-Saugus Well 2

- Drilled in 1988
- 1997 taken offline due to perchlorate
- 2011 brought back online with construction of Saugus Perchlorate Treatment Facility
- 2012 full downhole rehabilitation
 - Outfitted with a liner casing
- Containment well to protect Saugus Aquifer



Saugus Well 2



YOURSCVWATER.COM



Saugus Well 2



Need for Rehabilitation

- **Pumping capacity decrease**
 - 1,100 gallons per minute (gpm) in 2012
 - 700gpm currently
 - Restoring rate is crucial for containment
- **Bacteriological growth on well screen/column**
 - Has caused instances of failed bacteriological samples



Rehabilitation Highlights

- **Brushing/bailing**
- **Air jetting**
- **Chemical treatment (two rounds)**
 - NSF Approved chemicals approved for drinking water application
- **Mechanical redevelopment**
 - Airlifting and swabbing
- **Dynamic and static flowrates**
- **Depth discrete water quality monitoring**



Bid Information

- **Richard C. Slade and Associates provided technical assistance**
- **Posted to PlanetBids on 8/7/23**
- **Mandatory pre-bid site meeting on 8/23/23**
 - **Three companies attended**
- **Weber Water Resources CA, LLC. in the amount of \$1,400,000.00 was the only bid**



Breakdown of Anticipated Costs

Tasks	Cost
Weber Water Resources Rehabilitation	\$ 1,400,000.00
Additional Standby Time (Weber)	\$ 200,000.00
Water Quality Analysis (NPDES, well samples)	\$ 5,000.00
Well column pipe, shaft, etc.	\$ 240,000.00
RCS Field Monitoring and Rehab Summary	\$ 60,000.00
Total	\$ 1,905,000.00

Recommendation

That the Engineering and Operations Committee recommends that the Board of Directors authorize the General Manager to enter into a contract with Weber Water Resources CA, LLC., in the amount of \$1,400,000.00 for the Saugus Well 2 Rehabilitation and authorize the other expenditures for the project detailed above, for a grand total of \$1,905,000 and find that the proposed action is exempt from CEQA.





COMMITTEE MEMORANDUM

DATE: September 25, 2023

TO: Engineering and Operations Committee

FROM: Courtney Mael, P.E. *CM*
Chief Engineer

SUBJECT Recommend Approval of Adopting a Resolution Authorizing Additional Change Order Authority to the General Manager for the Santa Clara and Honby Wells PFAS Groundwater Treatment Project

SUMMARY

On August 16, 2022, construction of the Santa Clara and Honby Wells PFAS Groundwater Treatment Project (Project) began. The construction work generally consists of construction of a chemical building, installation of per-and polyfluoroalkyl substances (PFAS) treatment system, rehabilitation of the Santa Clara and Honby Wells, and installation of a well collector line and a drain line to the river. During construction, there were several owner-initiated scope changes and several unforeseen site condition change orders.

Staff recommends that the Engineering and Operations Committee recommend approval of adopting a resolution authorizing the General Manager to execute additional change orders in an amount not to exceed \$420,000 over the current five percent (5%) change order authority for the Santa Clara and Honby Wells PFAS Groundwater Treatment Project.

DISCUSSION

The Santa Clara Well is located at 27100 Furnival Avenue and the Honby Well is located at 26930 Ruether Drive. The Santa Clarita Valley Water Agency owns and operates both wells which have a capacity of up to 1,500 and 950 gallons per minute, respectively. Currently, both wells are not in service as of February 2020 due to PFAS. Historically, the Santa Clara and Honby Wells averaged between 600 to 1,500 gallons per minute. After the PFAS treatment facility is installed, the anticipated required minimum flow to maintain the resin is 680 gallons per minute.

The project includes construction of a new chemical building, installation of PFAS treatment system, rehabilitation of Santa Clara and Honby Wells and installation of a drain line to the river. These improvements will allow Santa Clara and Honby Wells to return to operation and meet the required PFAS level.

On July 19, 2022, the Santa Clarita Valley Water Agency (Agency) Board of Directors adopted Resolution NO. SCV-250, awarding a construction contract to Pacific Hydrotech Corporation for the Project in the amount of \$8,486,950. Consistent with the Agency's Purchasing Policy, the General Manager's change order authority is equal to five percent (5%) of the original contract amount.

During construction, there have been two owner-initiated change orders which included pipe modifications to the ion-exchange system and drainage structure modifications, along with several change orders resulting from unforeseen site conditions.

The unforeseen site condition change orders included an additional twenty-three (23) potholing investigations and the Honby Well Collector Line modifications. The Honby Well Collector and drain lines were realigned due to a conflict with a recently installed gas line that was not shown on the construction plans and the existing water lines were in a different location than shown on the record drawings. Additional potholing investigation was needed to identify and/or verify the location of the existing utilities. Staff and the construction manager verified the change orders for accuracy and negotiated with the contractor to ensure fair pricing was applied to each change order request.

The total cost of these change orders is within the General Manager's change order authority of five percent (5%) for this contract.

In addition to the change orders discussed above, another necessary change order for drain line modifications has been identified at a cost of \$150,000. The drain line modifications include additional pipeline fittings needed for the new pipe alignment. Also, three (3) new pump-out facilities and an outlet valve are added to avoid standing water for the drain line. In order to facilitate timely completion of the Project, staff is also requesting that the Board of Directors provide the General Manager an additional contingency for up to \$270,000 in further change orders.

CALIFORNIA ENVIRONMENTAL QUALITY ACT (CEQA) CONSIDERATIONS

As the previously approved Project is not changing, and only additional funding is being requested at this time for Pacific Hydrotech Corporation for construction, the approval of additional funding is not a project subject to CEQA under State CEQA Guidelines section 15378 and in the alternative, is exempt from CEQA under the commonsense exemption pursuant to State CEQA Guidelines section 15061(b)(3).

STRATEGIC PLAN NEXUS

The Project will help meet the Agency Objective and Strategic Plan D.2: "Proactively install, operate, and maintain groundwater treatment infrastructure to avoid impacts on water supply reliability (e.g. VOCs perchlorate, PFAS, etc.)".

FINANCIAL CONSIDERATIONS

Funding for the Santa Clara and Honby Wells PFAS Groundwater Treatment Project is included in the Agency's FY2023/24 Capital Improvement (CIP) Budget. The CIP Budget currently includes \$4,664,000 for the completion of the Santa Clara and Honby Wells PFAS Groundwater Treatment Project.

RECOMMENDATION

That the Engineering and Operations Committee recommends that the Board of Directors approve adopting a resolution authorizing the General Manager to execute an additional change order in an amount not to exceed \$150,000 and provide the General Manager authority to

execute additional change orders for up to \$270,000 without returning to the Board, if necessary, for a total authority of \$420,000 over the current 5% change order authority for the Santa Clara and Honby Wells PFAS Groundwater Treatment Project.

Attachment

M65

[This page intentionally left blank.]

RESOLUTION NO. SCV-XXX

**RESOLUTION OF THE BOARD OF DIRECTORS
OF THE SANTA CLARITA VALLEY WATER AGENCY
AUTHORIZING ADDITIONAL CHANGE ORDER AUTHORITY TO
THE GENERAL MANAGER FOR THE SANTA CLARA AND HONBY WELLS PFAS
GROUNDWATER TREATMENT PROJECT**

WHEREAS, on July 19, 2022, Santa Clarita Valley Water Agency (Agency) Board of Directors approved a resolution for a construction contract with Pacific Hydrotech Corporation for the Santa Clara and Honby Wells PFAS Groundwater Treatment Project (Project), as it continues to work towards meeting the Agency’s Strategic Plan D.2: “Proactively install, operate, and maintain groundwater treatment infrastructure to avoid impacts on water supply reliability (e.g. VOCs perchlorate, PFAS, etc.)”; and

WHEREAS, as the previously approved Project is not changing, and only additional funding is being requested at this time for Pacific Hydrotech Corporation for construction, the approval of additional funding is not a project subject to California Environmental Quality Act (CEQA) under State CEQA Guidelines section 15301 Class 1 and 15303 Class 3 and in the alternatively, is exempt from CEQA under the common sense exemption pursuant to State CEQA Guidelines section 15061(b)(3); and

WHEREAS, in accordance with the Agency’s Purchasing Policy, the General Manager’s change order authority is equal to five percent (5%) of the original contract amount; and

WHEREAS, it is in the Agency best interest that the Santa Clarita Valley Water Agency Board of Directors authorizes the General Manager to execute additional change orders in an amount not to exceed \$420,000 over the current five percent (5%) change order authority for the Santa Clara and Honby Wells PFAS Groundwater Treatment Project.

NOW, THEREFORE, BE IT RESOLVED, that the Santa Clarita Valley Water Agency Board of Directors authorize the General Manager to execute an additional change order in an amount not to exceed \$150,000 and provide the General Manager authority to execute additional change orders for up to \$270,000 without returning to the Board, if necessary, for a total authority of \$420,000 over the current 5% change order authority for the Santa Clara and Honby Wells PFAS Groundwater Treatment Project.

[This page intentionally left blank.]

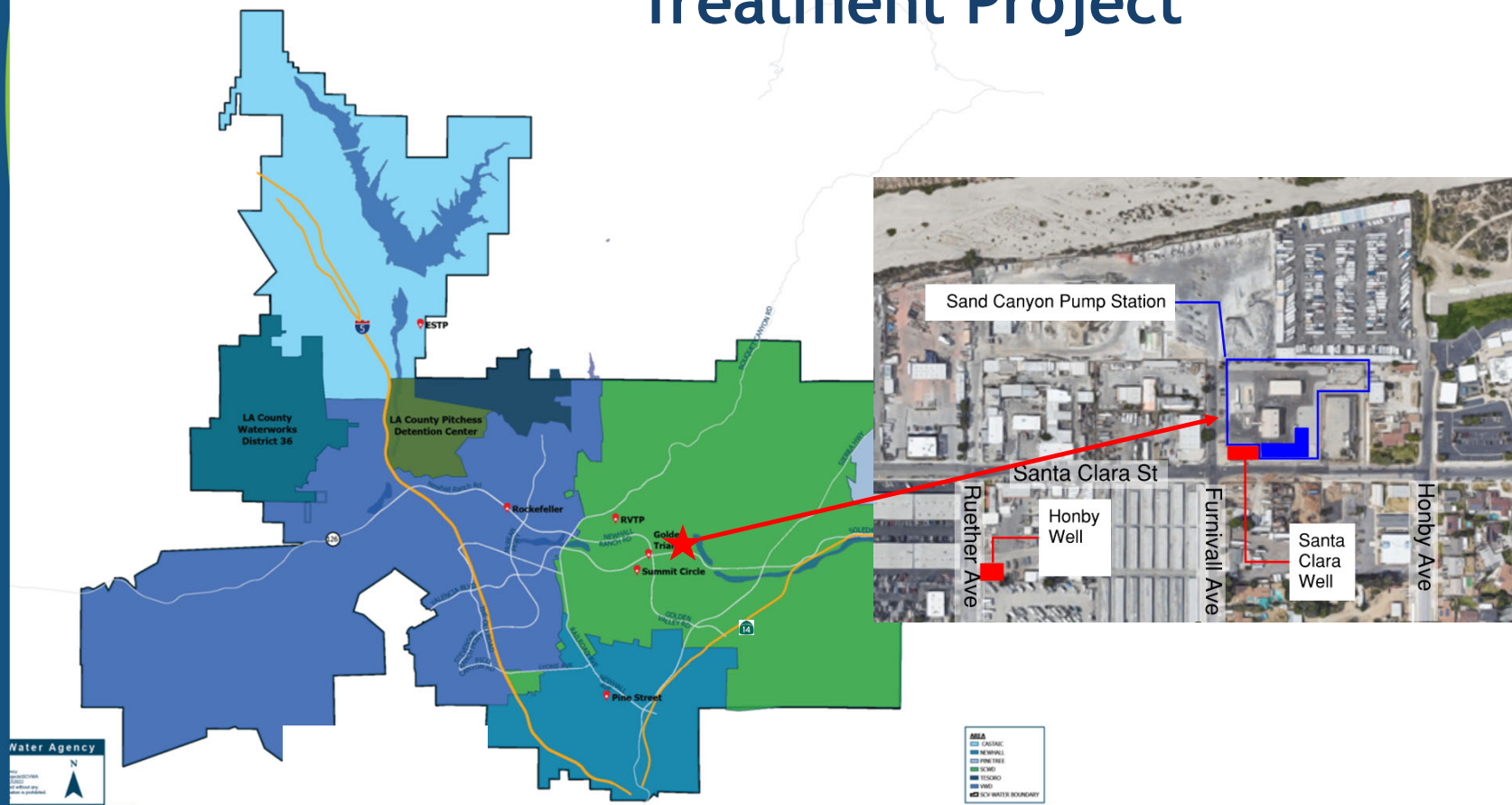


October 5, 2023

Santa Clara and Honby Well PFAS Groundwater Treatment Project

Engineering and Operations
Committee

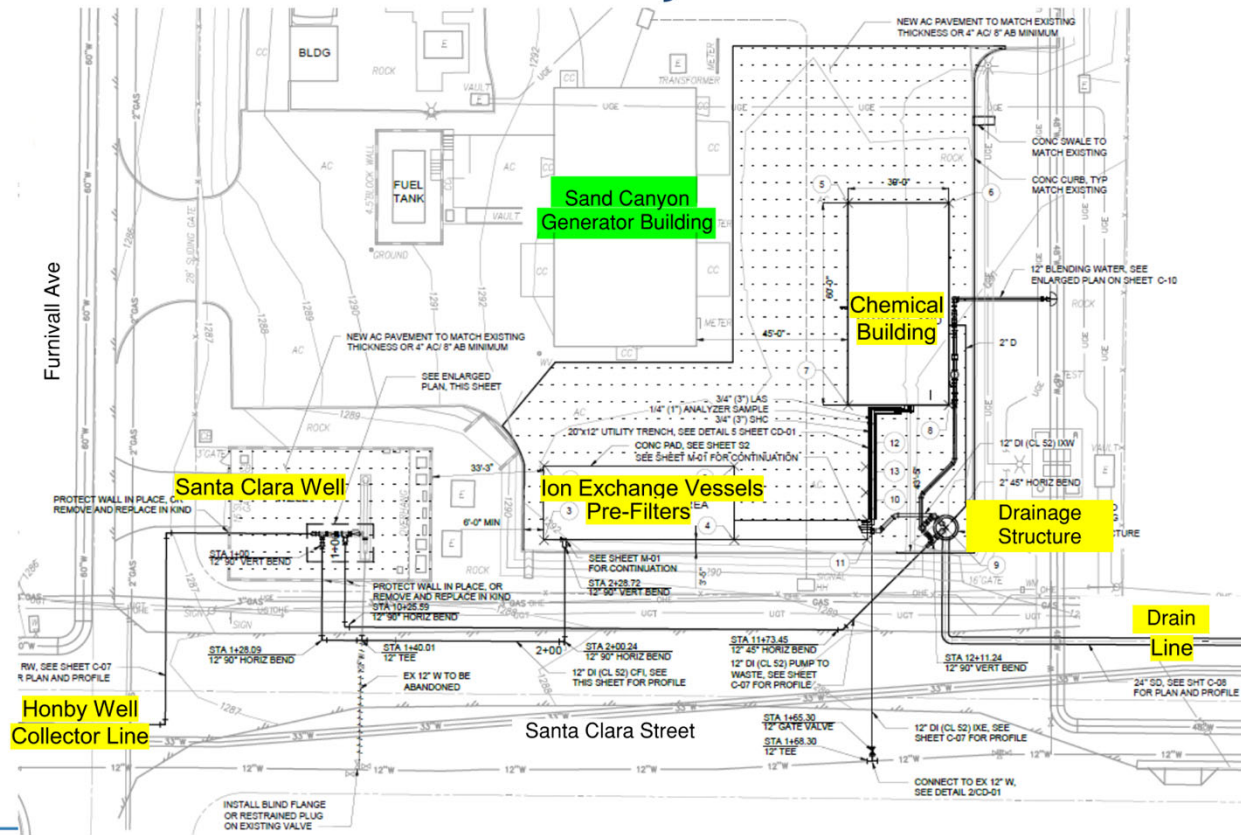
Santa Clara and Honby Well PFAS Groundwater Treatment Project



YOURSCVWATER.COM



Santa Clara and Honby Well PFAS Groundwater Treatment Project Layout



Santa Clara and Honby Well PFAS Groundwater Treatment Project Change Orders

Pacific Hydrotech Corporation

Original Construction Contract Amount	\$	8,486,950.00	
Change order Description		Change Order Amount	Percent of Contract
Ion-exchange and drainage structure modifications	\$	62,202.85	0.73%
Potholing and Honby Collector Line modifications	\$	351,389.20	4.14%
Amount Approved under General Manager Authority	\$	413,592.05	4.87%
Drain line modification	\$	150,000.00	1.77%
Miscellaneous (Future Contingency)	\$	270,000.00	3.18%
Additional Change Order Amount*	\$	420,000.00	4.95%
Total Project Change Order Amount	\$	833,592.05	9.82%
Revised Budget Amount	\$	9,320,542.05	

* Requires Board of Director approval for an amount exceeding 5% of original contract



Santa Clara and Honby Well PFAS Groundwater Treatment Project Recommendation

That the Engineering and Operations Committee recommends that the Board of Directors:

Approve adopting a resolution authorizing the General Manager to execute an additional change order in an amount not to exceed \$150,000 and provide the General Manager authority to execute additional change orders for up to \$270,000 without returning to the Board, if necessary, for a total authority of \$420,000 over the current 5% change order authority for the Santa Clara and Honby Wells PFAS Groundwater Treatment Project.



[This page intentionally left blank.]

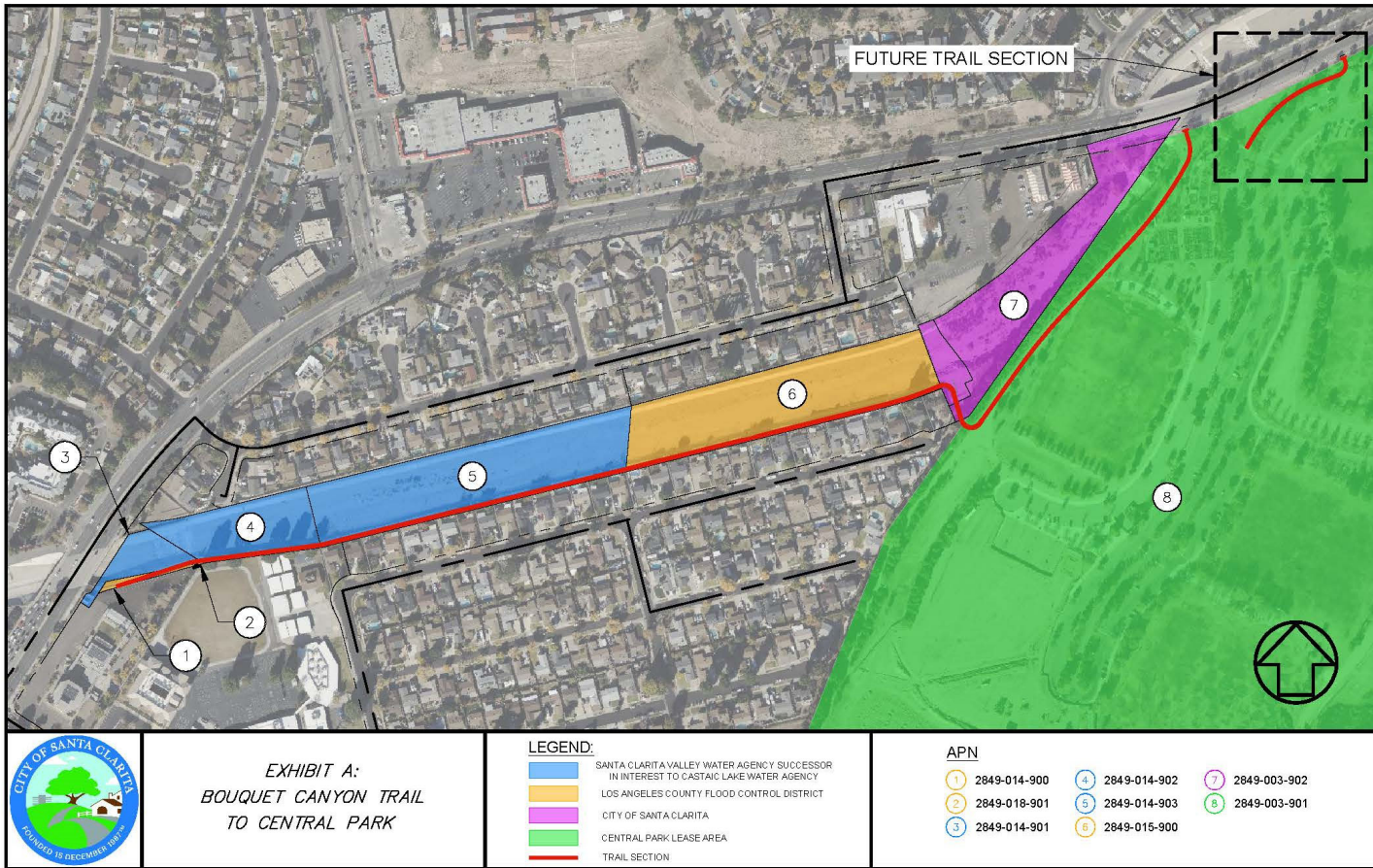


October 5, 2023

Bouquet Canyon Trail - City Project Adjacent to Central Park

Engineering and Operations
Committee

Bouquet Canyon Trail Map



Existing Cross Country Trails within Central Park



YOURSCVWATER.COM



[This page intentionally left blank.]

**Santa Clarita Valley Water Agency
Real Property Activity**

**ITEM NO.
7**

APN	Document Type	Document Number	Project	Document Date
Easements				
2812-117-196	Easement	20230169294	Toll Brothers	2/21/2023
2826-180-008	Easement	20230169257	Mission Village - F6 - West Link	3/1/2023
2826-180-008	Easement	20230169236	Mission Village - F6 – TriPointe APN	3/1/2023
2826-177-010 & 2826-177-011	Easement	20230169271	Mission Village - F18 – TriPointe	3/1/2023
2826-177-010 & 2826-177-011	Easement	20230169282	Mission Village - F18 - West Link	3/1/2023
2826-194-005	Easement	20230200116	Mission Village – C2b Lennar Models	3/6/2023
2826-194-011 and -013	Easement	20230200139	Mission Village 61105-26 Taos Rd	3/14/2023
3244-161-042	Easement	20230331280	Tesoro PH2-004	5/4/2023
3244-162-018	Easement	20230331267	Tesoro PH2-005	5/4/2023
2826-003-038 and 050	Easement	20230331708	Mission Village- 61105-27 and -28 Master Privateways PW	4/19/2023
2826-003-056	Easement	20230400436	Mission Village - Magic Mtn Pkwy	5/24/2023
2826-197-006	Easement	20230401084	Mission Village - Telemark Booster	5/24/2023
2826-194-006	Easement	20230470462	Mission Village C5a Models TriPointe -	7/5/2023
2826-194-008	Easement	20230470482	Mission Village C5a TriPointe	7/5/2023
2802-054-005 and -006	Easement	20230470488	Skyline PA-E2	1/23/2023
2826-193-005	Easement	20230450864	Mission Village Lennar - C2b Land Bank	6/23/2023
2826-193-005	Easement	20230450863	Mission Village Lennar - C2b	7/5/2023
2826-196-005	Easement	20230450638	Mission Village Lennar - C5c Land Bank	6/23/2023
2826-196-005	Easement	20230450637	Mission Village Lennar - C5c	7/5/2023
2826-196-006	Easement	20230450640	Mission Village Lennar - C5d Land Bank	6/23/2023
2826-196-006	Easement	20230450639	Mission Village Lennar - C5d	7/5/2023
2826-195-018	Easement	20230493347	Mission Village - C4b - KB Homes	3/1/2023
2826-185-010	Easement	20230451224	Mission Village Tr 61105-21 KB - A4	7/5/2023
2826-176-004	Easement	20230451223	Mission Village Tr 61105-19 F15(Primary) KB	7/5/2023
2826-176-004	Easement	20230451222	Mission Village Tr 61105-19 F15 (Observation Court) KB	7/5/2023
2826-003-038	Easement	20230548151	Mission Village 61105-27 & 28 Master Privateways PW - C4a	8/8/2023
2826-003-056	Easement	20230548155	Mission Village 61105-31 - Phase 2B1 - A10 Stub	8/8/2023
2826-003-056	Easement	20230548154	Mission Village 61105-31 - Phase 2B1 - A10 Main	8/8/2023
2826-203-002 and -003	Easement	20230548156	Mission Village 61105-31 - Phase 2B1 - Golden Yarrow	8/8/2023
3244-161-051	Easement	20230548157	Tesoro Ph2-001	8/8/2023
3244-161-051	Easement	20230548158	Tesoro Ph2-002	8/8/2023

*Erroneous recording, and legal description will need to be updated

**Santa Clarita Valley Water Agency
Real Property Activity**

APN	Document Type	Document Number	Project	Document Date
<i>Easements (cont.)</i>				
3244-161-036 through -038	Easement	20230606863	Tesoro PH3-001	8/21/2023
3244-161-040 through -042	Easement	20230606869	Tesoro PH4-001	8/21/2023
<i>Quitclaims</i>				
N/A	N/A	N/A	N/A	N/A
<i>Other property interests</i>				
N/A	N/A	N/A	N/A	N/A

*Erroneous recording, and legal description will need to be updated



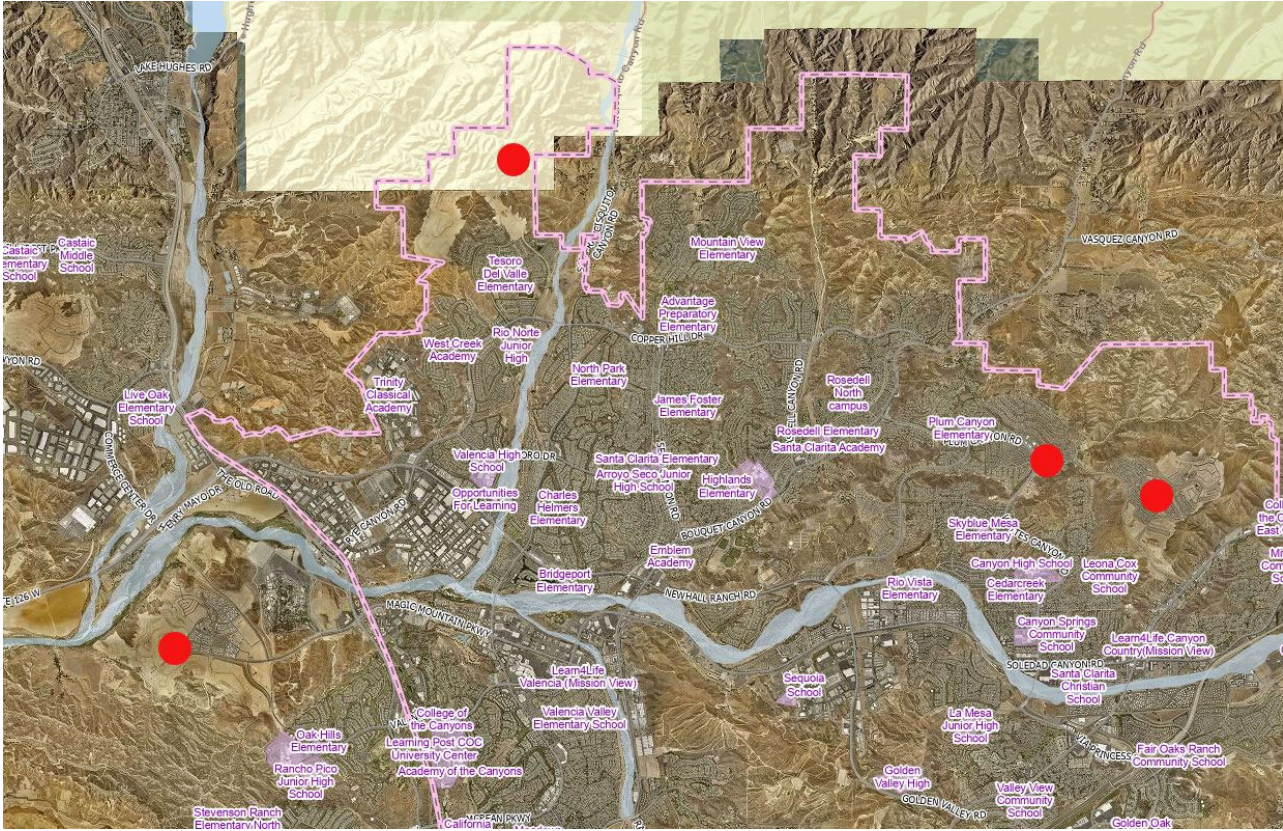
October 5, 2023

Real Property Activity

Engineering and Operations
Committee

Pipeline Easement Locations

- Mission Village
- Skyline Ranch
- Tesoro
- Toll Brothers



Other Property Interests

Quitclaims

- N/A

License Agreements

- N/A



[This page intentionally left blank.]



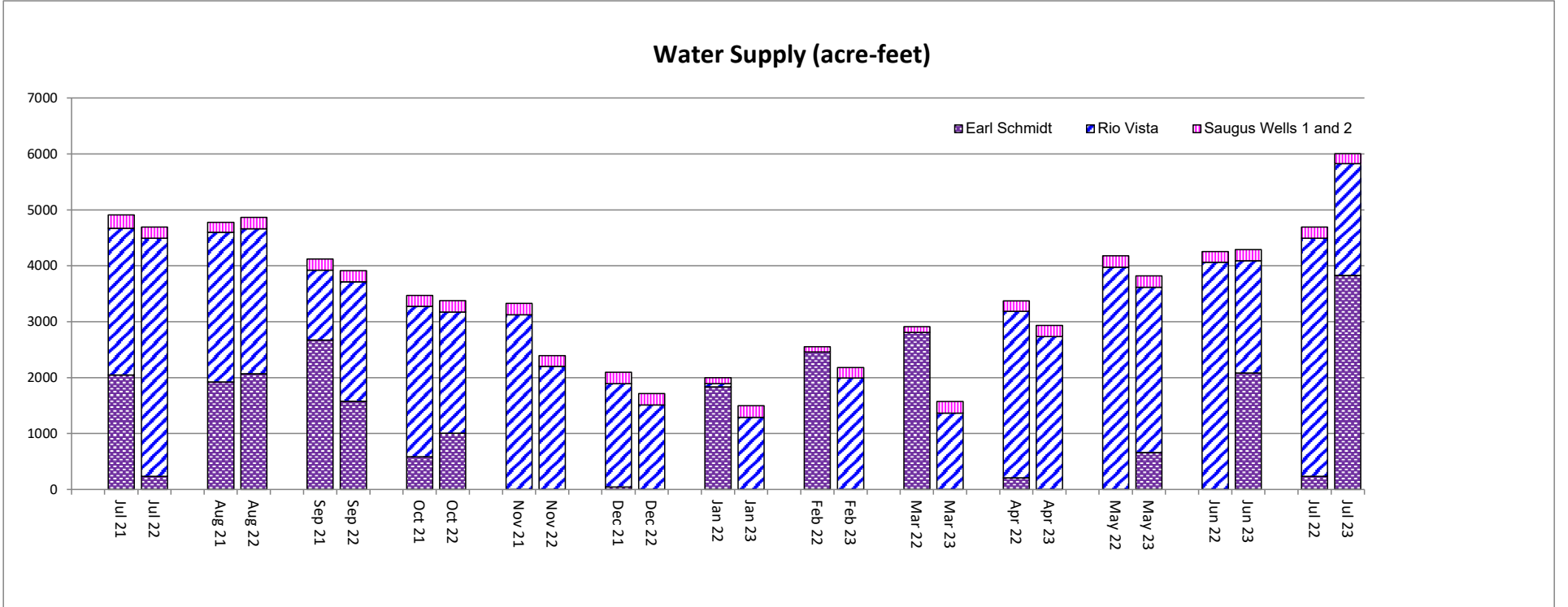
Monthly Operations & Production Report

August 2023

[This page intentionally left blank.]

SANTA CLARITA VALLEY WATER AGENCY
July 2023 Regional Operations Report

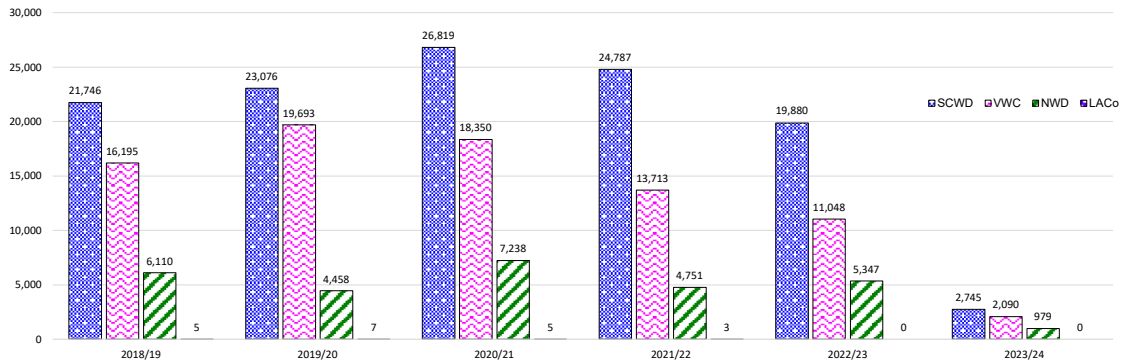
Water Supply (acre-feet)



Source	Jul-22	Aug-22	Sep-22	Oct-22	Nov-22	Dec-22	Jan-23	Feb-23	Mar-23	Apr-23	May-23	Jun-23	Jul-23	Total
Earl Schmidt	234	2068	1576	874	0	0	0	0	0	1	661	2084	3829	11327
Rio Vista	4257	2595	2140	2167	2200	1513	1291	1994	1368	2735	2955	2005	2000	29220
Saugus 1 and 2	203	205	196	204	196	204	204	186	207	198	204	198	178	2583
Total	4694	4868	3912	3245	2396	1717	1495	2180	1575	2934	3820	4287	6007	43129
Total Sold	4759	4720	3685	3290	2339	1721	1383	2079	1470	2873	3757	4199	5814	42089
RVWTP Use/Storage	83.45	32.6	25.22	42.63	33.74	21.04	16.55	-19.31	51.13	-13.78	6.44	-12.01	52.36	320
Total Use	4842.45	4752.6	3710.22	3332.63	2372.74	1742.04	1399.55	2059.69	1521.13	2859.22	3763.3	4186.94	5866.28	42409
Water Loss	3.16%	-2.37%	-5.16%	2.70%	-0.97%	1.46%	-6.38%	-5.52%	-3.42%	-2.54%	-1.48%	-2.33%	-2.34%	0
Recycled Water	Jul-22	Aug-22	Sep-22	Oct-22	Nov-22	Dec-22	Jan-23	Feb-23	Mar-23	Apr-23	May-23	Jun-23	Jul-23	
Valencia	43	49	46	38	36	10	0.9	0.3	5.6	0.2	17.9	33	27	307

* Water loss includes water usage at Rio Vista Water Treatment Plant facilities and system storage.

HISTORICAL FY Production 2018-2024



HISTORICAL FY PRODUCTION 2018-2024

2018/19	Jul	Aug	Sep	Oct	Nov	Dec	Jan	Feb	Mar	Apr	May	Jun	Total
SCWD	2,694	2,816	2,535	2,174	1,882	1,274	1,110	493	1,177	1,770	1,632	2,189	21,746
VWD	1,921	2,026	1,743	1,300	1,084	459	513	232	1,205	1,819	1,701	2,193	16,195
NWD	1,023	1,012	881	537	382	214	181	76	352	428	422	603	6,110
LACo	1	0	0	1	0	0	1	1	1	0	0	0	5
Total	5,639	5,855	5,160	4,011	3,349	1,947	1,805	802	2,735	4,016	3,754	4,985	44,057
Cum. FYTD	5,639	11,494	16,654	20,665	24,014	25,961	27,766	28,567	31,302	35,318	39,072	44,057	
2019/20	Jul	Aug	Sep	Oct	Nov	Dec	Jan	Feb	Mar	Apr	May	Jun	Total
SCWD	2,610	2,743	2,475	2,310	1,845	980	1,207	1,416	1,212	1,368	2,358	2,552	23,076
VWD	2,491	2,518	2,348	2,145	1,526	604	957	762	919	1,066	2,171	2,186	19,693
NWD	721	518	492	422	280	130	188	232	177	226	475	597	4,458
LACo	2	0	0	1	1	1	1	0	0	0	0	0	7
Total	5,823	5,779	5,316	4,879	3,651	1,715	2,353	2,411	2,309	2,660	5,004	5,336	47,234
Cum. FYTD	5,823	11,602	16,918	21,796	25,448	27,162	29,515	31,926	34,235	36,894	41,898	47,234	
2020/21	Jul	Aug	Sep	Oct	Nov	Dec	Jan	Feb	Mar	Apr	May	Jun	Total
SCWD	2,849	3,117	2,792	2,470	1,907	1,907	1,548	1,423	1,590	2,080	2,428	2,709	26,819
VWD	2,316	2,257	2,115	1,915	1,653	1,324	904	892	962	1,233	1,363	1,395	18,350
NWD	882	999	963	584	490	375	313	347	318	573	689	705	7,238
LACo	0	0	0	0	0	0	0	0	0	0	0	0	5
Total	6,048	6,373	5,870	4,970	4,050	3,605	2,766	2,662	2,871	3,887	4,500	4,809	52,413
Cum. FYTD	6,048	12,422	18,292	23,262	27,312	30,918	33,683	36,346	39,216	43,103	47,603	52,413	
2021/22	Jul	Aug	Sep	Oct	Nov	Dec	Jan	Feb	Mar	Apr	May	Jun	Total
SCWD	2,950	2,924	2,593	2,053	1,941	1,255	1,331	1,547	1,800	1,865	2,217	2,311	24,787
VWD	1,381	1,439	1,386	1,172	1,158	690	634	799	984	1,040	1,540	1,489	13,713
NWD	700	705	581	358	291	167	140	247	292	338	453	480	4,751
LACo	1	1	0	0	0	0	0	0	0	0	0	0	3
Total	5,030	5,070	4,559	3,585	3,390	2,113	2,106	2,593	3,075	3,243	4,210	4,279	43,253
Cum. FYTD	5,030	10,100	14,660	18,244	21,634	23,747	25,852	28,445	31,521	34,764	38,974	43,253	
2022/23	Jul	Aug	Sep	Oct	Nov	Dec	Jan	Feb	Mar	Apr	May	Jun	Total
SCWD	2,536	2,603	2,202	2,047	1,398	1,039	850	1,129	799	1,494	1,820	1,963	19,880
VWD	1,664	1,667	1,119	818	580	399	263	506	307	841	1,330	1,554	11,048
NWD	558	451	364	425	360	284	270	444	364	538	607	683	5,347
LACo	0	0	0	0	0	0	0	0	0	0	0	0	0
Total	4,759	4,720	3,685	3,290	2,339	1,721	1,383	2,079	1,470	2,873	3,757	4,199	36,275
Cum. FYTD	5,030	10,100	14,660	18,244	21,634	23,747	25,852	28,445	31,521	34,764	38,974	43,253	
2023/24	Jul	Aug	Sep	Oct	Nov	Dec	Jan	Feb	Mar	Apr	May	Jun	Total
SCWD	2,745	0	0	0	0	0	0	0	0	0	0	0	2,745
VWD	2,090	0	0	0	0	0	0	0	0	0	0	0	2,090
NWD	979	0	0	0	0	0	0	0	0	0	0	0	979
LACo	0	0	0	0	0	0	0	0	0	0	0	0	0
Total	5,814	0	0	0	0	0	0	0	0	0	0	0	5,814
Cum. FYTD	5,814	5,814	5,814	5,814	5,814	5,814	5,814	5,814	5,814	5,814	5,814	5,814	

*Total does not include recycled water.

Santa Clarita Valley Water Agency
Summary of Annual Precipitation
 October 1st through September 30th
 (Total in Inches)

	2001-02	2002-03	2003-04	2004-05	2005-06	2006-07	2007-08	2008-09	2009-10	2010-11	2011-12
October	0.22	0.00	1.10	4.79	1.91	0.42	0.25	0.09	4.04	1.34	1.97
November	3.18	3.01	0.63	0.64	0.59	0.05	0.50	1.78	0.08	1.87	2.50
December	1.30	5.85	2.57	8.54	0.14	0.83	2.67	3.01	4.28	11.97	1.19
January	1.55	0.00	0.65	17.06	3.27	1.66	17.54	0.69	9.13	0.96	1.23
February	0.51	9.03	8.07	16.69	3.78	1.38	1.82	6.78	4.96	5.36	0.13
March	0.38	2.38	0.37	2.70	5.68	0.17	0.10	1.18	0.69	8.86	4.99
April	0.05	2.35	0.20	1.42	4.22	0.71	0.07	0.07	2.40	0.12	4.02
May	0.12	1.70	0.00	0.45	0.99	0.00	0.17	0.01	0.07	0.74	0.01
June	0.01	0.00	0.00	0.00	0.00	0.00	0.00	0.03	0.00	0.04	0.00
July	0.00	0.02	0.00	0.00	0.00	0.04	0.00	0.00	0.00	0.01	0.00
August	0.00	0.00	0.00	0.09	0.00	0.00	0.00	0.00	0.00	0.00	0.01
September	0.02	0.00	0.00	0.17	0.00	1.32	0.00	0.00	0.00	0.00	0.02
TOTAL	7.34	24.34	13.59	52.55	20.58	6.58	23.12	13.64	25.65	31.27	16.07

	2012-13	2013-14	2014-15	2015-16	2016-17	2017-18	2018-19	2019-20	2020-21	2021-22	2022-23
October	0.15	0.11	0.32	0.17	0.43	0.00	0.52	0.01	0.04	1.22	0.08
November	2.20	1.41	0.64	0.21	1.49	0.06	1.87	2.61	0.14	0.04	1.89
December	1.54	0.37	6.16	0.49	3.44	0.01	2.77	5.12	1.40	13.86	6.02
January	1.94	0.06	1.44	6.07	10.30	3.18	8.08	0.54	2.08	0.40	10.20
February	0.42	5.26	0.74	0.69	8.98	0.35	8.56	0.12	0.03	0.00	8.82
March	1.21	1.64	1.09	2.75	0.33	7.50	4.15	5.81	0.84	1.96	6.73
April	0.00	0.31	0.16	0.37	0.09	0.02	0.09	4.45	0.01	0.12	0.00
May	0.74	0.00	0.66	0.09	0.26	0.01	1.60	0.16	0.00	0.00	0.67
June	0.00	0.00	0.01	0.01	0.00	0.00	0.01	0.01	0.00	0.00	0.00
July	0.08	0.02	0.87	0.00	0.01	0.00	0.00	0.00	0.00	0.00	0.00
August	0.00	0.05	0.00	0.02	0.07	0.00	0.00	0.00	0.03	0.00	5.71
September	0.00	0.00	0.78	0.00	0.13	0.02	0.03	0.01	0.00	0.12	
TOTAL	8.28	9.23	12.87	10.87	25.53	11.15	27.68	18.84	4.57	17.72	40.12

Data Source: 2000 - February 2022 SCV Water's Pine Street office; March 2022 onward L.A. County Department of Public Works Newhall - Soledad Canyon Rain Gauge

SANTA CLARITA VALLEY WATER AGENCY
 WATER PRODUCTION 2023 (ACRE-FEET)

GROUNDWATER - ALLUVIUM	JAN	FEB	MAR	APR	MAY	JUN	JUL	AUG	SEP	OCT	NOV	DEC	TOTAL
C1	19	1	0	0	1	13	10	6					51
C2	8	3	0	0	1	7	5	3					27
C7	25	9	0	0	2	20	15	10					80
CLARK	0	0	0	0	0	0	0	0					0
D	0	0	0	0	0	0	0	0					0
E15	54	26	9	8	31	11	9	9					157
E17	52	37	19	7	22	8	8	7					159
GUIDA	32	18	7	11	24	15	21	14					142
HONBY	0	0	0	0	0	0	0	0					0
LOST CANYON NO.2	0	0	0	0	0	0	0	0					0
LOST CANYON NO.2A	19	18	10	21	37	43	3	0					151
MITCHELL 5B	0	0	0	1	0	0	0	0					2
N	117	108	124	123	109	94	112	103					889
N7	235	139	132	158	165	203	189	221					1443
N8	76	127	174	162	157	71	119	102					988
NORTH OAKS CENTRAL	0	0	0	0	0	0	0	0					1
NORTH OAKS EAST	0	0	0	0	0	0	0	0					0
NORTH OAKS WEST	0	0	0	0	0	0	0	0					0
P1	0	0	0	0	0	0	0	0					0
P3	0	0	0	0	0	0	0	0					0
P4	0	0	0	0	0	0	0	0					0
P5	0	0	0	0	0	0	0	0					0
Q2	0	0	0	0	0	18	30	88					135
S6	0	0	0	0	0	0	0	0					0
S7	0	0	0	0	0	0	0	0					0
S8	0	0	0	0	0	1	1	1					3
SAND CANYON	17	15	9	23	36	42	3	0					145
SANTA CLARA	0	0	0	0	0	0	0	0					0
SIERRA	59	34	19	16	11	0	0	0					138
T7	0	0	0	0	0	0	0	0					0
U4	0	0	0	0	0	0	0	0					0
U6	0	0	0	0	0	0	0	0					0
VALLEY CENTER	72	111	133	129	133	132	134	136					981
W9	9	14	3	6	25	23	13	2					95
W10	34	32	5	12	49	20	9	0					161
W11	37	6	4	5	25	21	13	4					115
	865	698	649	682	827	744	693	705	0	0	0	0	5864
GROUNDWATER - SAUGUS													
159	0	0	0	1	1	15	14	12					43
160 - DOM	0	0	1	0	1	0	0	0					2
160 - VGC (not included in % by Source)	3	9	2	28	38	44	61	51					236
201	0	0	0	0	0	0	0	0					0
205	0	0	0	0	0	0	0	0					0
206	7	54	26	102	44	8	32	17					290
207	36	41	21	67	37	21	12	3					239
N12	0	0	0	0	0	0	0	59					60
N13	123	89	57	79	95	97	122	75					737
SAUGUS 1	102	93	104	99	102	99	102	102					803
SAUGUS 2	102	93	103	99	102	99	76	102					775
	373	378	314	475	419	385	420	421	0	0	0	0	3184
TOTAL GROUNDWATER	1238	1076	963	1157	1246	1129	1113	1126	0	0	0	0	9048

SANTA CLARITA VALLEY WATER AGENCY
 WATER PRODUCTION 2023 (ACRE-FEET)

SURFACE WATER + SAUGUS 1 & SAUGUS 2	JAN	FEB	MAR	APR	MAY	JUN	JUL	AUG	SEP	OCT	NOV	DEC	TOTAL
N-1	27	76	81	123	144	110	172	161					893
N-2	70	91	59	114	146	152	206	181					1019
N-3	99	161	146	217	212	298	388	330					1851
N-4	74	116	77	84	105	123	213	225					1017
SC-1	89	103	69	133	148	159	147	201					1049
SC-2	129	124	98	168	239	272	271	234					1536
SC-3	55	67	52	93	115	122	162	152					817
SC-4	71	103	36	193	303	358	405	349					1817
SC-5	51	90	61	120	145	163	196	219					1046
SC-6	48	93	78	119	95	78	150	113					773
SC-7	72	115	96	162	176	145	214	205					1186
SC-8	131	199	117	150	178	186	273	263					1497
SC-9	136	114	108	161	196	239	353	341					1646
SC-10	0	1	1	30	30	26	85	77					250
SC-11	0	0	0	0	0	0	0	0					0
SC-12	33	70	47	106	123	128	298	272					1076
SC-13	37	50	35	59	73	88	192	99					631
V-1	53	89	80	167	212	252	310	300					1464
V-2	42	129	31	195	174	190	309	306					1375
V-4	2	35	16	80	123	112	163	165					697
V-5	69	101	62	152	241	376	449	421					1869
V-6	49	66	49	102	127	39	14	22					469
V-7	29	88	69	133	214	238	302	285					1358
V-8	3	0	0	12	240	346	543	460					1603
	1366	2079	1470	2873	3757	4199	5814	5381	0	0	0	0	26940
Less Raw Water Input v. Output Correction									0	0	0	0	0
TOTAL SURFACE WATER - SAUGUS 1 & SAUGUS 2	1163	1894	1264	2675	3553	4000	5636	5177	0	0	0	0	25361
TOTAL PRODUCTION (GW + SURFACE WATER)	2401	2970	2227	3832	4800	5129	6748	6303	0	0	0	0	34409
% BY SOURCE													
GROUNDWATER	52%	36%	43%	30%	25%	21%	16%	17%					26%
SURFACE WATER	48%	64%	57%	70%	75%	79%	84%	83%					74%
Less Metered Non-System Groundwater to Waste	3.4	2.2	0.4	1.5	1.3	21.0	21.2	1.0					52.0
Total Net Water	2397	2968	2226	3831	4798	5108	6727	6302	0	0	0	0	34357
RAW WATER - SOURCE													
RVWTP	1,291	1,994	1,368	2,735	2,955	2,005	3,829	3,885					20,062
ESFP	0	0	0	1	661	2,084	1,999	1,347					6,092
RECYCLED WATER													
RWPS 1 - Based on customer billing month	0.9	0.3	5.6	0.2	17.9	33	27	56					142
WHOLESALE - LA COUNTY WATERWORKS 36	JAN	FEB	MAR	APR	MAY	JUN	JUL	AUG	SEP	OCT	NOV	DEC	TOTAL
LA 1	0	0	0	0	0	0	0	0					0
LA 3	0	0	0	0	0	0	0	0					0
TOTAL	0	0	0	0	0	0	0	0	0	0	0	0	0

[This page intentionally left blank.]



HISTORICAL PRODUCTION
and
GROUNDWATER LEVEL GRAPHS
AUGUST 2023

Historical Production and Groundwater level graphs are posted monthly on the SCV Water Website and the most recent data can be found at the link below;

- <https://www.yourscvwater.com/sites/default/files/SCVWA/your-water/plans-and-reports/well-water-levels/Well-Water-Production-and-Levels-August-2023.pdf>

- Groundwater level graphs for the 45 wells currently in operation show static water level depth below ground surface (bgs) from 1987 to the current month. Each well also has a second water level graph showing levels for the most recent five year period. Static Water Level refers to the level of water in a well under normal, non-pumping conditions. The graphs also show annual precipitation and historic high and low static water levels. Leading data gaps in the graphs indicate time frame before well became ACTIVE. Other gaps may appear during periods when water level soundings were not completed.

- The historical data tables show the production from each well in Acre-Feet from 1987 to present. Historical data labeled “NA” in the production table means that the particular well(s) were not in production at that time.

[This page intentionally left blank.]

**Santa Clarita Valley Water Agency
Capital Improvement Projects (CIP) Construction Status Report
As of September 15, 2023**

Project	Contractor	Original Contract Amount	Change Orders to Date	% Change Orders	Current Contract Amount	Scheduled Completion	Estimated % of Work Completed	Status
Vista Canyon (Phase 2B) Recycled Water Tanks	Pacific Tank and Construction, Inc.	\$3,906,870	\$390,585	9.99%	\$4,213,175	September 29, 2023	98%	Construction closeout is in progress.
Vista Canyon Recycled Water Main Extension (Phase 2B)	Ferreira Construction Co, Inc.	\$2,752,982	\$0	0%	\$2,752,982	October 15, 2023	100%	Project closeout is in progress.
Bridgeport Pocket Park	C.S. Legacy Construction, Inc.	\$373,148	\$0	0%	\$373,148	October 31, 2023	95%	Construction is in progress.
Magic Mountain Pipeline Phase 4	FivePoint / Toro Enterprises	\$3,084,725	\$212,289	6.9%	\$3,297,014	December 31, 2023	98%	Construction is in progress.
Magic Mountain Pipeline Phase 5	FivePoint / Toro Enterprises	\$3,269,979	\$0	0%	\$3,269,979	December 31, 2023	96%	Construction is in progress.
Magic Mountain Pipeline Phase 6A	FivePoint / Toro Enterprises	\$7,168,845	\$0	0%	\$7,168,845	December 31, 2023	92%	Construction is in progress.
Magic Mountain Pipeline Phase 6B	FivePoint / Leatherwood Construction	\$4,568,687	\$0	0%	\$4,568,687	December 31, 2023	99%	Construction is in progress.
ESFP Washwater Return Improvements	Pacific Hydrotech Corporation	\$17,526,700	\$0	0%	\$17,526,700	December 31, 2023	84%	Construction is in progress.
Dickason Drive Water Line Improvements	J Vega Engineering, Inc.	\$1,909,511	\$0	0%	\$1,909,511	March 1, 2024	5%	Material submittals are in progress.
Santa Clara & Honby Wells PFAS Groundwater Treatment Improvements Site Construction	Pacific Hydrotech Corporation	\$8,486,950	\$0	0%	\$8,486,950	March 28, 2024	78%	Construction is in progress.
Saugus #3 & #4 Wells Construction (Replacement Wells)	Zim Industries, Inc.	\$12,751,494	\$0	0%	\$12,751,494	April 10, 2024	45%	Construction is in progress.

Project	Contractor	Original Contract Amount	Change Orders to Date	% Change Orders	Current Contract Amount	Scheduled Completion	Estimated % of Work Completed	Status
Pitchess Pipeline Modifications	Los Angeles County Metropolitan Transportation Authority	\$159,000	\$0	0%	\$159,000	May 1, 2024	0%	Pipeline modifications are scheduled to start February 2024.
Deane Pump Station at Sand Canyon Plaza (Cost Share)	Pacific Hydrotech Corporation	\$1,969,954 (SCV Water Fair Share)	\$0	0%	\$1,969,954	July 1, 2024	0%	Construction is scheduled to start in October 2023.
Deane Tank at Skyline Ranch (Cost Share)	Pacific Hydrotech Corporation	\$3,123,943 (SCV Water Fair Share)	\$3,326	0.11%	\$3,127,269	August 20, 2024	30%	Concrete foundation and walls are installed. Contractor is building roof shoring.
Deane Pump Station at Skyline Ranch (Cost Share)	Pacific Hydrotech Corporation	\$381,645 (SCV Water Fair Share)	\$4,192	1.1%	\$385,837	September 27, 2024	10%	Pre-construction meeting was held on September 12, 2023.
Well 201 VOC Treatment Improvements	Pacific Hydrotech Corporation	\$7,726,700	\$0	0%	\$7,726,700	February 1, 2025	18%	Construction is in progress.

Engineering and Operations Committee
Planning Calendar
FY 2023/24

Item	Sept 6 Comm	Sept 19 Board	Oct 3 Board	Oct 5 Comm	Oct 17 Board	Nov 2 Comm	Nov 7 Board	Nov 21 Board	Dec 5 Board	Dec 7 Comm	Dec 19 Board	Jan 2 Board	Jan 4 Comm	Jan 16 Board	Feb 1 Comm	Feb 6 Board	Feb 20 Board	March 5 Board	March 7 Comm	March 19 Board	April 2 Board	April 4 Comm	April 16 Board	May 2 Comm	May 7 Board	May 21 Board	June 4 Board	Jun 6 Comm	June 18 Board	July 2 Board		
Monthly Committee Planning Calendar	C			P		P				P			P		P				P			P		P				P				
CIP Construction Status Report	C			P		P				P			P		P				P			P		P				P				
Monthly Operations and Production Report	C			P		P				P			P		P				P			P		P				P				
Third Party Funded Agreements Quarterly Report						P									P									P								
Quarterly Safety Program Presentation						P									P									P								
General Operations Presentation	C																															
Annual Safety Program Update																																
Real Property Activity Report				P															P													
Review and Consider the Proposed FY 2024/25 and FY 2025/26 Capital Improvement Projects																						P										
Tax-Defaulted Properties																								T	T							
Recommend Approval of a Resolution Awarding a Contract for Olympian (North Oaks) Water Storage Tanks 1 and 4 Coating Project	C	C																														
Discuss and Provide Feedback on an Out-of-Agency Water Services Agreement with Paradise Ranch Estates Mobile Home Park and Recommend Advancing an Agreement to the Board for Full Consideration and Approval	C								T																							
Recommend Approval of (1) Adopting a Resolution of a Purchase Order to Kennedy Jenks Consultants, Inc for Planning Services for the North Oaks Central, East, and Sierra Wells Groundwater Treatment Improvements Project, and (2) Finding that Approval of the Proposed Action is Exempt From CEQA Review in Accordance with CEQA Guidelines Section 15262	C		P																													
Recommend Approval of (1) Adopting a Resolution of a Purchase Order to Woodard & Curran, Inc for Planning Services for the Lost Canyon, Sand Canyon, and Mitchell 5B Groundwater Treatment Improvements Project, and (2) Finding that Approval of the Proposed Action is Exempt From CEQA Review, in Accordance with CEQA Guidelines Section 15262	C		P																													
Recommend Approval of Adopting a Resolution Authorizing the General Manager to Execute a Purchase Order Amendment for Construction Management Services for the Saugus #3 and #4 Wells Construction (Replacement Wells) Project	C				P																											
Bouquet Canyon Trail Informational Presentation				P																												
Recommend Approval of the Replacement of 4273 Meters as Part of the AMI Meter Replacement Program				P	P																											
Recommend Approval of Adopting a Resolution Authorizing Additional Change Order Authority to the General Manager for the Santa Clara and Honby Wells PFAS Groundwater Treatment Project				P	P																											
Recommend Approval of a Contract to Rehabilitate Saugus Well 2 and Find that the Proposed Action is Exempt from CEQA				P			P																									

P - Planned
T-Tentative
C- Completed

**Engineering and Operations Committee
Planning Calendar
FY 2023/24**

Item	Sept 6 Comm	Sept 19 Board	Oct 3 Board	Oct 5 Comm	Oct 17 Board	Nov 2 Comm	Nov 7 Board	Nov 21 Board	Dec 5 Board	Dec 7 Comm	Dec 19 Board	Jan 2 Board	Jan 4 Comm	Jan 16 Board	Feb 1 Comm	Feb 6 Board	Feb 20 Board	March 5 Board	March 7 Comm	March 19 Board	April 2 Board	April 4 Comm	April 16 Board	May 2 Comm	May 7 Board	May 21 Board	June 4 Board	Jun 6 Comm	June 18 Board	July 2 Board
Recommend Approval of (1) Adopting a Resolution of a Purchase Order for Planning Services for Well 206/207 Groundwater Treatment Improvements Project						P		P																						
Recommend Approval of the Pipeline Improvements for Via Princessa/Weyerhauser Way						P		P																						
Recommend Approval of a Resolution Authorizing the General Manager to Apply for Funding from the Bureau of Reclamation WaterSMART Drought Response Program and Accept and Execute a Grant Agreement for the Newhall Wells (N11, N12, N13) Groundwater Treatment Improvements						P		P																						
Recommend Approval of Construction of New Sand Canyon Plaza 1.5 MG Tank (Deane Zone) Grading and Site Improvements and Cost Sharing Agreement with Developer						P		P																						
Recommend Approval of the Purchase of a DeNora ClorTec Onsite Sodium Hypochlorite Generation System for the Fair Oaks Reservoir Management System						P			P																					
Recommend Approval of the Pipeline Improvements for Newhall Avenue from Market Street to Pine Street										P	P																			
Recommend Approval of Adopting a Resolution Awarding a Contract for the Beldove (Copper Hill) 2 Water Storage Tank Coating Project										P		P																		
Recommend Approval of Adopting a Resolution Awarding a Purchase Order for Final Design Services for Honby Tank Pipeline Improvements													P	P																
Recommend Approval of Adopting a Resolution Awarding a Purchase Order for Final Design Services for Magic Mountain Pipeline Phases 1 - 3 Inspection Access Modifications													P	P																
Recommend Approval of Adopting a Resolution Awarding Construction Contract for T&U Wells PFAS Treatment, Saugus 1 and 2 VOC Treatment, and Disinfection Facility															P		P													
Recommend Approval of a Resolution Authorizing Santa Clarita Valley Water Agency to Provide Water Quality Laboratory Testing Services to the State of California Department of Water Resources															P		P													
Recommend Approval of Adopting a Resolution Awarding Construction Contract and Purchase Orders for Construction Management and Inspection Services and Engineering Services During Construction for Phase 2C South End Recycled Water Main Extension															P		P													
Recommend Approval of Adopting a Resolution Awarding Construction Contract for Pipeline to Los Angeles Residential Community															P		P													

P - Planned
T-Tentative
C- Completed

**Engineering and Operations Committee
Planning Calendar
FY 2023/24**

Item	Sept 6 Comm	Sept 19 Board	Oct 3 Board	Oct 5 Comm	Oct 17 Board	Nov 2 Comm	Nov 7 Board	Nov 21 Board	Dec 5 Board	Dec 7 Comm	Dec 19 Board	Jan 2 Board	Jan 4 Comm	Jan 16 Board	Feb 1 Comm	Feb 6 Board	Feb 20 Board	March 5 Board	March 7 Comm	March 19 Board	April 2 Board	April 4 Comm	April 16 Board	May 2 Comm	May 7 Board	May 21 Board	June 4 Board	Jun 6 Comm	June 18 Board	July 2 Board
Recommend approval of a Resolution Awarding Construction Contract and Purchase Orders for Construction Management and Inspection Services and Engineering Services During Construction for the Well 205 Groundwater Treatment Improvements Project																			P	P										
Recommend Approval of Adopting a Resolution Authoring General Manager to Execute a (1) Financing Agreement with the State Water Resources Control Board for Consolidation of the New Mint Association, and (2) Consolidation and Water Service Agreement with the New Mint Association.																			P	P										
Recommend Approval of On-Call Engineering Services and/or Construction Management and Inspection Services																						P			P					
Recommend Approval of Adopting a Resolution Awarding a Purchase Order for Final Design Services for RVWTP Sewerline Improvements																						P			P					
Recommend Approval of a Resolution Adopting Initial Study-Mitigated Negative Declaration Under the California Environmental Quality Act and a Resolution Authorizing a Purchase Order to Hazen and Sawyer for Final Design Services for the Newhall Wells (N11, N12, N13) Groundwater Treatment Improvements Project																						P			P					
Recommend Approval of Adopting a Resolution Awarding Construction Contract and Purchase Orders for Construction Management and Inspection Services and Engineering Services During Construction for Smyth Pipeline Improvements																								P		P				
Recommend Approval of Adopting a Resolution Awarding Construction Contract and Purchase Orders for Construction Management and Inspection Services and Engineering Services During Construction for Valencia Market Place Pipeline Improvements																								P		P				
Recommend Approval of Adopting a Resolution Awarding a Purchase Order for Final Design Services for N-Wells Drainage Improvements																								P			P			
Recommend Approval of Adopting a Resolution Awarding Construction Contract for Saugus Wells 3 & 4 (Replacement Wells) Well Equipment and Site Improvements Project.																												P	P	
Recommend Approval of Adopting a Resolution Awarding a Purchase Order for Final Design Services for Sand Canyon Sewerline																												P	P	

P - Planned
T-Tentative
C- Completed

[This page intentionally left blank.]