



Date: August 13, 2018

To: Finance and Administration Committee
Dan Mortensen, Chair
B. J. Atkins
Ed Colley
Robert DiPrimio
Dean Efstathiou
Maria Gutzeit
R. J. Kelly

From: Beverly Johnson, Director of Finance *BJ*
Rochelle Patterson, Director of Administrative Services *RP*

The **Finance and Administration Committee** is scheduled to meet on **Monday, August 20, 2018 at 6:00 PM at Rio Vista Water Treatment Plant** located at 27234 Bouquet Canyon Road, Santa Clarita, CA 91350 in the Training Room.

MEETING AGENDA

1. Public Comments
2. * Recommend Approval of a Claims Policy
3. * Recommend Approval of a Surplus Property Policy
4. * Review, Discuss and Recommend an Option for Revising Employer's Contributions to PERS Medical Insurance
5. * Continue Discussion of Development of Rate-setting Process Incorporating an Independent Ratepayer Advocate Function
6. * Recommend Receiving and Filing of June 2018 Monthly Financial Report
7. * Committee Planning Calendar
8. General Report on Finance and Administration Activities
9. Adjournment

- * Indicates attachments
- ◆ To be distributed

NOTICES:

Any person may make a request for a disability-related modification or accommodation needed for that person to be able to participate in the public meeting by telephoning (661) 297-1600, or writing to Santa Clarita Valley Water Agency at 27234 Bouquet Canyon Road, Santa Clarita, CA 91350. Requests must specify the nature of the disability and the type of accommodation requested. A telephone number or other contact information should be included so that Agency staff may discuss appropriate arrangements. Persons requesting a disability-related accommodation should make the request with adequate time before the meeting for the Agency to provide the requested accommodation.

Pursuant to Government Code Section 54957.5, non-exempt public records that relate to open session agenda items and are distributed to a majority of the Board less than seventy-two (72) hours prior to the meeting will be available for public inspection at the Santa Clarita Valley Water Agency, located at 27234 Bouquet Canyon Road, Santa Clarita, California 91350, during regular business hours. When practical, these public records will also be made available on the Agency's Internet Website, accessible at <http://www.yourscvwater.com>.

Posted on August 14, 2018.

M65



COMMITTEE MEMORANDUM

DATE: August 13, 2018
TO: Finance & Administration Committee
FROM: Rochelle Patterson
Director of Administrative Services *RP*
SUBJECT: Recommend Approval of a Claims Policy

SUMMARY AND DISCUSSION

Management recommends approval of the attached Claims Policy for the Santa Clarita Valley Water Agency which has been reviewed by General Counsel. As part of the merger, staff has been reviewing policies of both Castaic Lake Water Agency (CLWA) and Newhall County Water District (NCWD) to develop unified policies for SCV Water. Staff has reviewed the claims procedure from CLWA, the claims policy from NCWD and reviewed several other claims policies to develop the policy proposed.

FINANCIAL CONSIDERATIONS

None.

RECOMMENDATION

That the Finance and Administration Committee recommends the Board of Directors approve the attached proposed Claims Policy.

RP/ed

Attachment

[This page intentionally left blank.]



POLICIES, RULES AND REGULATIONS	
Title: CLAIMS POLICY	
Policy No.:13.0	Section Nos.: 13.0 – 13.10
Approval Date: September 2018	Effective Date: September 2018
Approved By: Board of Directors	

13.0 CLAIMS POLICY

In accordance with the Tort Claims Act, Government Code Section 810 *et seq.*, any party with a claim for money or damages against the Santa Clarita Valley Water Agency (“Agency”) is required to file a written claim with the Agency, to await the Agency’s action or inaction before proceeding to litigation, and to file such litigation within a certain specified time.

The Board has established policies and procedures for claims filed against the Agency pursuant to the Tort Claims Act, and declares that all claims against the Agency for money or damages which are excepted under Government Code Section 905 and which are not governed by any other statutes or regulations expressly relating thereto, shall be governed by the claims presentation procedures outlined in this Chapter.

13.1. CLAIMS PRESENTATION REQUIREMENTS

13.1.1 NOTICE OF CLAIMS

No suit for money or damages may be brought against the Agency on a cause of action for which a claim is required to be presented in accordance with this Chapter until a written claim has first been timely presented to the Agency and has been acted upon by the Board, or has been deemed to have been rejected by the Board or General Manager in conformity with this Chapter. [Government Code § 945.4]

13.1.2 CLAIMS SUBJECT TO CLAIMS PRESENTATION REQUIREMENTS

All claims against the Agency for money or damages which are exempted by Section 905 of the Government Code from the claims procedures provided in Part 3 of Division 3.6, Title 1 of the Government Code and which are not expressly governed by any other statute or regulation shall be governed by this Chapter. Such claims include, but are not limited to the following:

- (1) Claims under the Revenue and Taxation Code or other statute prescribing procedures for the refund, rebate, exemption, cancellation, amendment, modification or adjustment of any tax, assessment, fee or charge or any portion thereof, or of any penalties, costs or charges related thereto.
- (2) Claims in connection with which the filing of a notice of lien, statement of claim, or stop notice is required under any provision of law relating to mechanics', laborers' or materialmen's liens.



POLICIES, RULES AND REGULATIONS	
Title: CLAIMS POLICY	
Policy No.:13.0	Section Nos.: 13.0 – 13.10
Approval Date: September 2018	Effective Date: September 2018
Approved By: Board of Directors	

- (3) Claims by public employees for fees, salaries, wages, mileage or other expenses and allowances.
- (4) Claims for which the workers' compensation authorized by Division 4, commencing with Section 3201, of the Labor Code is the exclusive remedy.
- (5) Applications or claims for any form of public assistance under the Welfare and Institutions Code or other provisions of law relating to public assistance programs, and claims for goods, services, provisions or other assistance rendered for or on behalf of any recipient of any form of public assistance.
- (6) Applications or claims for money or benefits under any public retirement or pension system.
- (7) Claims for principal or interest upon any bonds, notes, warrants, or other evidences of indebtedness.
- (8) Claims which relate to a special assessment constituting a specific lien against the property assessed and which are payable from the proceeds of such as assessment, by offset of a claim for damages against it or by delivery of any warrant or bonds representing it.
- (9) Claims by the state or by a state department or agency or by another local public entity.
- (10) Claims arising under any provision of the Unemployment Insurance Code, including but not limited to claims for money or benefits, or for refunds or credits of employer or worker contributions, penalties, or interest, or for refunds to workers of deductions from wages in excess of the amount prescribed.
- (11) Claims for the recovery of penalties or forfeitures made pursuant to Article 1, commencing with Section 1720, of Chapter 1 of Part 7 of Division 2 of the Labor Code.
- (12) Claims governed by the Pedestrian Mall Law of 1960, Part 1, commencing with Section 11000, of Division 13 of the Streets and Highways Code.



POLICIES, RULES AND REGULATIONS	
Title: CLAIMS POLICY	
Policy No.:13.0	Section Nos.: 13.0 – 13.10
Approval Date: September 2018	Effective Date: September 2018
Approved By: Board of Directors	

13.1.3 PURPOSE OF CLAIMS PRESENTATION

The purpose of the claims presentation requirements is to provide the Agency with an opportunity to settle just claims before suit is brought, and to permit the Agency to make an early investigation of the facts on which the claim is based enabling the Agency to defend itself against unjust claims and to correct the conditions or practices which gave rise to the claim.

13.1.4 PROCESSING OF CLAIMS

All claims received by the Agency shall be processed by the General Manager, or his/her designee, who shall be responsible for determinations as to the sufficiency of claims against the Agency (in accordance with Section 13.2) and for obtaining whatever information may be necessary to form a reasonable decision as to whether sufficient claims should be processed for approval or for denial.

13.1.5 PARTY RESPONSIBLE TO ALLOW OR REJECT CLAIMS

13.1.5.1 Review of Claims

The General Manager shall review all claims for sufficiency and timeliness. The General Manager is authorized to issue a written notice of insufficiency under Section 13.3.1, below, or return a late claim under Section 13.6, below.

13.1.5.2 Claims of \$50,000 Or Less

The General Manager is authorized to perform the functions of the Board with respect to claims of \$50,000 or less and not involving bodily injury. These functions include, but are not limited to, ruling on the sufficiency, reasonableness, or timeliness of claims; returning insufficient or late claims; allowing, compromising, or settling claims; and presenting claims to the Agency's insurance carrier. On the written order of the General Manager, the Agency shall pay the amount for which these claims have been allowed, compromised, or settled.

The decision of the Board to appoint the General Manager to allow or reject claims on its behalf shall not preclude the Board from examining and discussing claims, from allowing or rejecting claims, and from taking any other actions which are required by law or necessary and advisable in connection with claims filed against the Agency.



POLICIES, RULES AND REGULATIONS	
Title: CLAIMS POLICY	
Policy No.: 13.0	Section Nos.: 13.0 – 13.10
Approval Date: September 2018	Effective Date: September 2018
Approved By: Board of Directors	

13.1.5.3 Claims Greater Than \$50,000 or Involving Bodily Injury

The Agency shall present to the Board any claim greater than \$50,000 or those involving bodily injury. If the Board rejects any such claim, then the Agency shall refer such rejected claim to its insurance carrier.

13.2 CLAIM: SUFFICIENCY

13.2.1 Claims: Required Information

A claim must be in writing and contain the following information:

- (1) The name and address of the claimant;
- (2) The post office address to which the person presenting the claim desires notices to be sent;
- (3) The date, place, and other circumstances of the occurrence or transaction which gave rise to the claim asserted;
- (4) A general description of the indebtedness, obligation, injury, damage or loss incurred so far as it may be known at the time of presentation of the claims;
- (5) The name or names of the public employee or employees causing the injury, damage or loss, if known;
- (6) The amount claimed if it totals less than \$10,000 as of the date of claim presentation; and
- (7) The signature of the claimant or some person on his or her behalf and the date the claim was signed. [Government Code §§ 910 and 910.2]

13.2.2 Agency Claim Form

The Agency may provide a form that the claimant may use in lieu of submitting a claim containing the information specified in Section 13.2.1. A claim presented on a form provided pursuant to this Section shall be deemed to be in conformity with Section 13.2.1 if the claim complies substantially with the requirements of the form or with the requirements of Section 13.2.1. [Government Code § 910.4]



POLICIES, RULES AND REGULATIONS	
Title: CLAIMS POLICY	
Policy No.:13.0	Section Nos.: 13.0 – 13.10
Approval Date: September 2018	Effective Date: September 2018
Approved By: Board of Directors	

13.3 CLAIM: INSUFFICIENCY

13.3.1 Claim Insufficiency

If a claim does not substantially comply with the contents requirements of Section 13.2.1 or with the requirements of an Agency form provided under Section 13.2.2, the claim is insufficient. [Government Code § 910.8]

An insufficient claim should not be rejected but should be acknowledged with a written notice of insufficiency.

Within 20 days after the claim is presented, the Board or General Manager shall give written notice of the claim's insufficiency stating with particularity the claim's defects or omissions. [Government Code § 910.8]

Written notice of insufficiency shall be given in one of the following ways: [Government Code § 915.4]

- (1) Personally delivering the notice to the person presenting the claim; or
- (2) Mailing the notice to the address, if any, stated in the claim or on the application.

No notice need be given when the claim fails to state either a street address or post office address. [Government Code § 915.4(b)]

The Board or General Manager may not take action on the claim for a period of 15 days after the written notice of insufficiency is given. [Government Code § 910.8]

Should the Board or General Manager fail to provide written notice of the claim's insufficiency to the claimant, the Agency waives the insufficiency and cannot claim insufficiency as a defense. [Government Code § 911]

13.4 TIMELINESS

13.4.1 Claims Which Must be Presented Within Six Months

A claim relating to one of the following must be presented not later than six months after accrual of the cause of action:

- (1) Death or personal injury; and



POLICIES, RULES AND REGULATIONS	
Title: CLAIMS POLICY	
Policy No.:13.0	Section Nos.: 13.0 – 13.10
Approval Date: September 2018	Effective Date: September 2018
Approved By: Board of Directors	

(2) Damage to personal property or growing crops.

13.4.2 Claims Which Must be Presented Within One Year

A claim relating to any other cause of action must be presented within one year of the accrual of the cause of action. [Government Code § 911.2]

13.4.3 Computing Time Limit

The computation of the six-month and one-year claims presentation periods may entail subtle issues with respect to when the period commences to run.

Agency staff shall consult with general counsel should there be any question regarding timeliness, especially in the areas of employment, harassment or discrimination claims.

13.5 REJECTION / ALLOWANCE OF SUFFICIENT AND TIMELY FILED CLAIMS

13.5.1 Board Action Within 45 Days

The Board or General Manager shall act on a sufficient and timely submitted claim within 45 days after the claim has been presented. [Government Code § 912.4]

13.5.2 Actions the Board May Take

The Board or General Manager may act on the claim in one of the following ways:

13.5.2.1 Reject the Claim

Reject the claim if the Board or General Manager finds the claim is not a proper charge against the Agency.

13.5.2.2 Allow the Claim

Allow the claim if the Board or General Manager finds the claim is a proper charge against the Agency and is for an amount justly due.

If the Board or General Manager allows the claim, a release form and release form letter will be sent to the claimant. Upon Agency's receipt of the signed release form, payment will be sent to the claimant with a payment transmittal letter.



POLICIES, RULES AND REGULATIONS	
Title: CLAIMS POLICY	
Policy No.:13.0	Section Nos.: 13.0 – 13.10
Approval Date: September 2018	Effective Date: September 2018
Approved By: Board of Directors	

13.5.2.3 Allow Amount Justly Due

Either reject the claim or allow it in the amount justly due and reject it as to the balance if the Board or General Manager finds the claim is a proper charge against the Agency but is for an amount greater than is justly due.

13.5.2.4 Compromise the Claim

Reject the claim, or compromise it, if legal liability of the Agency or the amount justly due is disputed.

13.5.3 Reject Only Timely, Proper and Sufficient Claims

Only those claims with proper and sufficient contents, as provided in Section 13.2.1, and presented in a timely fashion, as provided in Section 13.4, can be rejected.

13.5.4 Board Action Within 45 Days on Amended Claim

If a claim is amended, the Board or General Manager shall act on the amended claim with 45 days after the amended claim is presented.

13.5.5 Extension of Time by Agreement

The claimant and the Board or General Manager may extend the time period within which the Board is required to act on the claim by written agreement. [Government Code § 912.4(b)]

The extension of time must be given before the expiration of the 45-day period; or after the expiration of the 45-day period if an action based on the claim has not been commenced and is not yet barred by the period of limitations provided in Section 1.4. [Government Code § 945.6]

Any claim which is not acted upon within the extended time period shall be deemed to have been rejected by the Board or its designee on the last day of the extended time period. [Government Code § 912.4(c)]

13.5.6 Written Rejection

The claimant has six months in which to file suit on a claim which has been rejected in writing within 45 days of presentation.

The written letter of claim rejection must be substantially in the form found at Government Code Section 913, and must be given in the same manner as provided for written notice of insufficiency. (See Section 1.3.1)



POLICIES, RULES AND REGULATIONS	
Title: CLAIMS POLICY	
Policy No.:13.0	Section Nos.: 13.0 – 13.10
Approval Date: September 2018	Effective Date: September 2018
Approved By: Board of Directors	

13.5.7 Rejection by Operation of Law

A claim that is not rejected in writing within 45 days of presentation is deemed rejected by operation of law on the 45th day following presentation.

The claimant has six months in which to file suit in a claim deemed rejected by operation of law if written notice of rejection is provided. [Government Code § 913] The claimant has two years in which to file suit on any claim deemed rejected by operation of law if written notice of rejection is not provided. [Government Code § 945.6]

The written letter of claim rejection must be substantially in the form found at Government Code Section 913.

13.6 LATE CLAIMS

Any claim which is filed late, and which is not accompanied by an application to present a late claim, should be returned because it is late and should not be considered on its merits.

13.6.1 Application to Present a Late Claim

Should the claimant fail to present a claim within the time provided in Section 13.4, the claimant must present an application to present a late claim.

The application to present a late claim must:

- (1) Be presented within one year after the accrual of the cause of action
- (2) Set forth the reasons for the delay; and
- (3) Have a written claim attached.

13.6.2 Partially Late/Partially Timely Claims

A claim which contains several causes of action must be carefully reviewed to determine which causes of action are timely or untimely filed.

Written notice of rejection or allowance, pursuant to Section 13.5, must be provided to claimant for those causes of action within the claim which are sufficient and timely presented.



POLICIES, RULES AND REGULATIONS	
Title: CLAIMS POLICY	
Policy No.:13.0	Section Nos.: 13.0 – 13.10
Approval Date: September 2018	Effective Date: September 2018
Approved By: Board of Directors	

Written notice of late filing, pursuant to Section 13.6, must be provided to claimant for those causes of action within the claim which are not timely presented.

13.6.3 Acceptance of Application to Present a Late Claim

The Board shall grant the Application to Present a Late Claim in the following instances:

- (1) The failure to timely present the claim was due to mistake, inadvertence, surprise or excusable neglect, and the Agency is not prejudiced in its defense of the claim by the claimant's failure to timely present the claim; or
- (2) The person who sustained the alleged injury, damage or loss was a minor during all the time specified in Section 13.4 for the presentation of the claim; or
- (3) The person who sustained the alleged injury, damage or loss was physically or mentally incapacitated during all the time specified in Section 13.4 for the presentation of the claim; or
- (4) The person who sustained the alleged injury, damage or loss died before the expiration of the time specified in Section 13.4 for the presentation of the claim.

The Board or General Manager must grant or deny the application to present a late claim within 45 days after it has been presented unless the claimant and the Board have agreed, by written agreement made before the end of the 45-day period, to extend the period within which the Board must act on the application. The Board or General Manager must act within the extended period of time or the application shall be deemed denied on the last day specified in the agreement.

If the Board or General Manager fails to act on the application within the 45 days following the presentation of the claim, the application shall be deemed to have been denied on the 45th day. [Government Code § 911.6(c)]

13.6.4 Denial of Application to Present a Late Claim

The Agency may deny the application to present a late claim if it is not excused pursuant to Section 13.6.3. Any denial of an application to present a late claim must be in writing and must advise the claimant that he or



POLICIES, RULES AND REGULATIONS	
Title: CLAIMS POLICY	
Policy No.:13.0	Section Nos.: 13.0 – 13.10
Approval Date: September 2018	Effective Date: September 2018
Approved By: Board of Directors	

she has six months to petition the appropriate court for relief. The court may allow the filing of a late claim on the same basis as found in Section 13.6.3.

The denial of the application to present a late claim is unrelated to the validity of the claim. Denial of an application to present a late claim means only that the claim was not properly presented.

Any application to present a late claim filed or presented a year from the date of accrual of the cause of action shall be rejected in writing. [Government Code § 911.8] Written notice of denial of an application to present a late claim shall be given as provided in Section 13.3.

13.7 AMENDMENT OF CLAIMS

13.7.1 Time to Amend Claims

A claim may be amended at any time before the expiration of the period designated in Section 13.4 or before final action on the claim is taken by the Board or General Manager, whichever is later.

13.7.2 Amended Claim Must Relate to Original Claim

The amended claim must relate to the same transaction or occurrence which gave rise to the original claim. The amendment shall be considered a part of the original claim for all purposes.

13.8 INSURANCE

13.8.1 Submission of Claim

If the Board rejects a claim greater than \$50,000 or one involving bodily injury, notice and a copy of that rejected claim shall be provided to the Agency's insurance carrier. Agency's insurance carrier shall also be informed of all Board action taken on the claim.

13.8.2 Subsequent Lawsuits

Tender of the Agency's defense and a copy of the complaint should be provided to the Agency's insurer immediately.

13.9 GENERAL COUNSEL

General Counsel should be consulted if there is any question regarding sufficiency of a claim, its timeliness or any other matter regarding property claim administration.



POLICIES, RULES AND REGULATIONS	
Title: CLAIMS POLICY	
Policy No.:13.0	Section Nos.: 13.0 – 13.10
Approval Date: September 2018	Effective Date: September 2018
Approved By: Board of Directors	

13.9.1 Brown Act Compliance

General Counsel should be consulted regarding open versus closed session discussion of claims and how to agendize such discussion.

13.10 JOINT POWERS INSURANCE AUTHORITY

The Agency is a member agency of the Association of California Water Agencies Joint Powers Insurance Authority, a public entity formed in 1979 by the water agencies of the state of California to provide risk-sharing pools to meet the insurance needs of its members for property, liability, and workers' compensation coverage. The Joint Powers Insurance Authority ("JPIA") has established policies and procedures for settling, reporting, and handling claims filed against its members and the Agency, as a member agency, adheres to these policies and procedures.

13.10.1 Small Claims Settlement Option

13.10.1.1 Policy

The Agency may, at its option, settle or deny liability claims arising out of any occurrence that meet all of the following criteria:

- (1) All claims arising out of the occurrence are for "property damage" only;
- (2) No claim arising out of the occurrence has any apparent potential for related "bodily injury;"
- (3) The estimated settlement value for all claims arising out of the occurrence does not exceed the Agency's Retrospective Allocation Point per occurrence, as determined by the JPIA;
- (4) The claim settlement or denial arising out of the occurrence can be concluded within 60 days; and
- (5) A settlement under this option should be made only when the claim being considered is determined to be based upon liability covered by the JPIA's liability insurance program.

13.10.1.2 Procedure

When the Agency becomes aware of, or is presented with, a claim that meets all of the conditions set forth in Section 13.10.1.1, it shall have the option of settling or denying the claim directly. If the Agency wishes to exercise this option, it shall adhere to the following guidelines:



POLICIES, RULES AND REGULATIONS	
Title: CLAIMS POLICY	
Policy No.:13.0	Section Nos.: 13.0 – 13.10
Approval Date: September 2018	Effective Date: September 2018
Approved By: Board of Directors	

- (1) Investigate the claim for evidence of liability on the part of the Agency;
- (2) Determine whether the claim is to be handled informally or whether formal claim presentation is required. Under the California Government Code, the Agency need not take any action until a claim is presented that meets the requirements of Government Code Section 945.4 and Sections 13.1.1 and 13.1.2 of this Chapter; however, the Agency may waive the presentation requirement and elect to pay based on its own judgment;
- (3) If no liability on the part of the Agency is found, the claim shall be formally rejected in writing in accordance with Section 13.5.6 of this Chapter.
- (4) If the Agency accepts liability, it shall attempt to settle the claim as rapidly as possible;
- (5) Any claim that cannot be settled within 60 days should be referred to the JPIA for handling;
- (6) The Agency shall submit a Small Claims Report to the JPIA on a monthly basis to insure reimbursement of expenses incurred; and
- (7) The JPIA, within 30 days of receipt of an Agency Small Claims Report, shall issue a check to the Agency for reimbursement of the settled claims plus an administrative fee for each claim settled or denied;

The Agency may, at any time during the process, request assistance from the JPIA.

13.10.2 Claims Reporting and Handling Procedures

13.10.2.1 Policy

The JPIA, on behalf of the Agency, shall investigate and settle fairly and expeditiously all liability claims made against the Agency, where legal liability is determined, and shall make decisions regarding the disposition of claims upon the basis of the merits of each claim. It is the policy of the JPIA to pay only those claims for



POLICIES, RULES AND REGULATIONS	
Title: CLAIMS POLICY	
Policy No.:13.0	Section Nos.: 13.0 – 13.10
Approval Date: September 2018	Effective Date: September 2018
Approved By: Board of Directors	

which the Agency has legal liability.

13.10.2.2 Procedure

13.10.2.2.1 Initial Reporting

All incidents involving damage to property not owned by the Agency, or injury to non-employees of the Agency, shall be reported promptly to the JPIA by fax or telephone prior to the filing of a written claim to facilitate initiation of prompt and thorough investigative procedures.

Upon receipt of a request for a claim form, the Agency shall gather as much information as possible regarding the incident, complete an incident report, and immediately forward the report to the JPIA.

A Traffic Accident Report (Department of Motor Vehicles SR-1 Form) should be filed for any incident involving an Agency-owned vehicle.

13.10.2.2.2 Subsequent Reporting

The Agency shall forward all correspondence involving a reported claim directly to the JPIA. This would include the following:

- (1) Any claim or letter filed with the Agency or any subsequent correspondence or notes of conversations with potential or actual claimants;
- (2) Any legal documents or related correspondence from attorneys or other representatives of claimants or insurance carriers;
- (3) Any letters, memos, or notes of conversations, or other inquiries from interested parties;
- (4) Any police or other public agencies' reports that are available; and
- (5) Any photographs, newspaper articles, etc.



POLICIES, RULES AND REGULATIONS	
Title: CLAIMS POLICY	
Policy No.:13.0	Section Nos.: 13.0 – 13.10
Approval Date: September 2018	Effective Date: September 2018
Approved By: Board of Directors	

13.10.2.2.3 Initial Investigation

If an Agency representative is present at the scene of an incident, he or she shall observe the following guidelines in order to assist the JPIA with the initial investigation and improve the quality of the investigation :

- (1) Observe and record evidence such as instrument readings, control panel settings, plus other routine observations such as the weather via photographs, video cameras, drawings and notes. General and specific scenes should be photographed to provide a comprehensive record. Photographs of objects involved in an accident should include a ruler, coin or other object, photographed alongside of the object involved in the accident, to show the proper scale. Observations should be recorded via accurate and complete notes that explain the photographs, who took them, and when. Diagrams are also useful.

Witnesses should be found and interviewed promptly. Agency representative(s) at the scene should record witnesses' names, addresses, and telephone numbers. Interviews should be conducted one at a time, in as much privacy as is possible. Where possible, the interviews should be conducted at the accident scene.

13.10.2.3 Litigation

The JPIA shall select and retain appropriate attorneys to defend the Agency. When litigation begins, the Agency shall immediately forward to the JPIA, all documents, including summons and complaints, as soon as they are received.

(Originally adopted September 2018)



COMMITTEE MEMORANDUM

DATE: August 13, 2018
TO: Finance & Administration Committee
FROM: Rochelle Patterson
Director of Administrative Services *RP*
SUBJECT: Recommend Approval of a Surplus Property Policy

SUMMARY AND DISCUSSION

Management recommends approval of the attached Surplus Property Policy for the Santa Clara Valley Water Agency. As part of the merger, staff has been reviewing policies of both Castaic Lake Water Agency (CLWA) and Newhall County Water District (NCWD) to develop unified policies for SCV Water. When reviewing the policy proposed, staff reviewed the policy from CLWA and NCWD, along with several other surplus property policies. The CLWA and NCWD policies were similar. The CLWA policy was chosen since it did not require significant changes, except for reformatting the policy to fit the new SCV Water policy layout.

FINANCIAL CONSIDERATIONS

None.

RECOMMENDATION

That the Finance and Administration Committee recommends the Board of Directors approve the attached proposed Surplus Property Policy.

RP/ed

Attachment

[This page intentionally left blank.]



POLICIES, RULES AND REGULATIONS	
Title: SURPLUS PROPERTY POLICY	
Policy No.: 14.0	Section Nos.: 14.0 – 14.2
Approval Date: September 2018	Effective Date: September 2018
Approved By: Board of Directors	

14.0 SURPLUS PROPERTY POLICY

Any personal property belonging to the Agency and which, in the opinion of the General Manager, is no longer required for use of the Agency may be sold, or exchanged as part payment for the purchase of new equipment of like kind in nature; such sale or exchange to be made under such procedure, at such prices and upon such terms and conditions as the General Manager may prescribe.

Employees, their spouses, and dependent children may not take, exchange for, or purchase surplus personal property from the Agency under any terms and conditions for the disposal of surplus personal property prescribed by the General Manager under the authority delegated to him under this policy.

14.1. PURPOSE

To establish a policy regarding the disposal of Agency-owned surplus personal property and to ensure that sales are conducted in an open, competitive environment, and that maximum public exposure to the disposal process is accomplished; to minimize disposal is accomplished; to minimize disposal costs, and assure that revenue from sales is maximized and obtained in a timely manner.

14.2 PROCEDURE

14.2.1 Surplus Property – Property other than vehicles or mobile equipment, excluding real property

When a Department/Division determines it no longer requires an item and may have some resale value, it may first offer that item to all Agency Departments/ Division for their use. Items identified to have some resale value and that are not required by any Agency Department/Division will then be determined as surplus and can be sold at public auction coordinated by Agency purchasing staff.

- (1) Complete the surplus form located in the Document Management System (DMS) for “Surplus Property” **(DMS #753)**.
- (2) Contact purchasing staff to establish a resale value and coordinate the disposal of the property.
- (3) The Surplus Property form must at a minimum include the following information:
 - a. Detailed description of the property and overall condition.
 - b. Signed by the supervisor and/or the Department/Division Manager.



POLICIES, RULES AND REGULATIONS	
Title: SURPLUS PROPERTY POLICY	
Policy No.: 14.0	Section Nos.: 14.0 – 14.2
Approval Date: September 2018	Effective Date: September 2018
Approved By: Board of Directors	

- (4) It is the responsibility of the supervisor to have the surplus property moved to the location identified by purchasing staff, typically the Rio Vista Water Treatment Plant site located at 27234 Bouquet Canyon Road, Santa Clarita, CA 91350.
- (5) Purchasing staff will make the final determination to auction surplus items through the Public Surplus website or any certified auction company.
- (6) Public viewing of surplus property will be coordinated by purchasing staff. Bidders must sign a Release of Liability waiver to be allowed on Agency property for inspection of surplus property and must be escorted by Agency personnel at all times. Purchasing staff will provide the successful bidder with a Bill of Sale upon pickup of the surplus item(s). Purchasing staff will provide to the Agency Controller the following documentation:
 - Original and copy of Settlement Check
 - Completed Property Survey Form **(DMS #754)**
 - Signed Pickup Receipt
 - Copy of the Sold and Paid Report from Pubic Surplus, if applicable

14.2.2 Surplus Property – Vehicles and Mobile Equipment

Surplus vehicles and mobile equipment that have been determined to have a resale value and that are not required by any Agency Department/Division can be sold at public auction coordinated by the purchasing staff.

- (1) Complete the “Surplus Vehicle Checklist” form **(DMS #755)**.
- (2) Contact purchasing staff to establish a resale value and coordinate the disposal of the property.
- (3) The Surplus Vehicle Checklist form must at a minimum include the following information:
 - a. A detailed description of the vehicle and overall condition.
 - b. Must be signed by the supervisor and Department/Division Manager.
 - c. Title – Attach the Certificate of Title/Pink Slip
 - d. Keys – Provide all keys including tool box keys, utility bed keys, glove box keys, etc.



POLICIES, RULES AND REGULATIONS	
Title: SURPLUS PROPERTY POLICY	
Policy No.: 14.0	Section Nos.: 14.0 – 14.2
Approval Date: September 2018	Effective Date: September 2018
Approved By: Board of Directors	

- (4) The requesting supervisor is responsible to have the property moved to a location specified by purchasing staff, typically the Rio Vista Water Treatment Plant site located at: 27234 Bouquet Canyon Road, Santa Clarita, CA 91350.
- (5) Purchasing staff will then make the final determination to auction surplus items through the Public Surplus website or a certified auction company.
- (6) Public viewing of surplus property will be coordinated by purchasing staff. Bidders must sign a Release of Liability waiver to be allowed on Agency property for inspection of surplus property and must be escorted by Agency personnel at all times. Purchasing staff will coordinate with the successful bidder for pickup of the surplus vehicle or mobile equipment. It is the responsibility of the successful bidder to provide method of transportation and removal. Purchasing staff will provide to the successful bidder the following documentation and material:

- Signed Vehicle Certificate of Title (Pink Slip)
- Bill of Sale
- Keys

Purchasing staff will provide to the Agency Controller the following documentation:

- Original and copy of Settlement Check
- Completed Property Survey Form (**DMS #754**)
- Signed Pickup Receipt
- Copy of the Sold and Paid Report from Public Surplus or certified auctioneer

The purchasing staff will process the Department of Motor Vehicles (DMV) Notice of Transfer and Release of Liability Form (DMV form # REG 138).

14.2.3 Disposal of Surplus Property with No Resale Value

Surplus items that have been determined to have no resale value or where it is determined that the cost of disposal would exceed the recovery value, the disposal will be coordinated by purchasing staff in one of the following ways:



POLICIES, RULES AND REGULATIONS	
Title: SURPLUS PROPERTY POLICY	
Policy No.: 14.0	Section Nos.: 14.0 – 14.2
Approval Date: September 2018	Effective Date: September 2018
Approved By: Board of Directors	

- (1) Surplus disposal as scrap materials to a recycling center.
- (2) Donations require management approval.
- (3) Proper disposal in a responsible manner in compliance with environmental requirements.

Surplus property items that include hazardous materials must be disposed of by an environmental services company that is qualified to properly dispose of such items. Contact Human Resources/Risk Management staff for assistance and proper disposal of these items.

(Originally adopted September 2018)

DRAFT



COMMITTEE MEMORANDUM

DATE: August 13, 2018

TO: Finance and Administration Committee

FROM: Rochelle Patterson
Director of Administrative Services *RP*

SUBJECT: Review, Discuss and Recommend an Option for Revising Employer's Contributions to PERS Medical Insurance

SUMMARY

CalPERS has published the 2019 Regional Health Premiums on its offered medical plans. In July 2011, the Board voted to contribute 90% of the PERS Care premium, which remains the same today. Beginning in January 2019, two of the most popular plans will exceed the 2011 approved contribution amounts, so staff has prepared options for the Board to consider whether to raise the Agency's contributions to compensate for the increases.

DISCUSSION

The Agency offers a variety of medical insurance plans that include PERS Care, PERS Choice, PERS Select and HMO options, with premiums that vary annually. It has been Agency practice to pay insurance premiums up to 90% of the PERS Care premium. However, on July 13, 2011, the Board voted by resolution to freeze and maintain the current cap of 90% of PERS Care premiums at the 2011 amounts starting in calendar year 2012. Therefore, for calendar year 2012 through 2018 the Agency's maximum monthly contribution has remained the same as the 2011 level. Current contributions are as follows:

- \$ 708.52 – employee or retiree only (“EE”)
- \$1,417.03 – employee or retiree with one dependent (“EE+1”)
- \$1,842.14 – employee or retiree with more than one dependent (“Family Level”)

Starting January 1, 2019, monthly premiums for the Anthem Traditional HMO plan will increase by **11.95% to \$2,284.05**, and PERS Care PPO will increase by **25.24% to \$2,193.83**, both at the family level. Both of these premiums exceed the Agency's current maximum contribution of \$1,842.14. This will affect Directors, employees and retirees who, in order to stay on these plans, will have to contribute out-of-pocket as much as **\$442 per month** for the HMO plan and **\$352 per month** for the PPO plan at the family coverage level. Attachment 1 provides a percentage change in premiums for PERS Care plan between years of 2013 and 2019.

The premium increase will affect twenty-five percent (25%) of Agency employees, Directors and retirees. Fifty (50) active employees are participating in the PERS PPO Care plan with the coverage level as follows: 13 EE, 13 EE+1, and 24 Family Level; Directors participate as 2 EE, 2 EE+1 and 2 Family Level, and retirees at 1 EE, 2 EE+1 and 2 Family Level.

In 2018, the Anthem Traditional HMO plan increased its premiums. This resulted in employees choosing other plans, so therefore no active employees are currently participating in this plan.

Open enrollment for 2019 health care coverage begins September 10, 2018 and ends October 5, 2018 for Agency employees, Directors and retirees; therefore, management will need to communicate these forthcoming changes to employees and retirees as soon as possible so that they can make educated decisions when choosing their medical plans.

Staff is providing the following five options for consideration:

Option 1:

Maintain existing resolution as-is and do not change the Agency's **current contributions** which are:

\$ 708.52 – EE	(Additional \$135)
\$1,417.03 – EE+1	(Additional \$271)
\$1,842.14 – Family Level	(Additional \$352)

If Option 1 is selected, employees and retirees enrolled in plans exceeding the capped contributions will need to contribute **up to \$352 monthly out-of-pocket (PERS Care PPO)**, or identify and enroll in a different plan to avoid payroll contributions.

Option 2:

Change the existing resolution to update the Agency's contribution under the PERS Medical and Hospital Care Act so the Agency's contribution will be **90% of the highest published rate** (Anthem Traditional HMO for 2019 at **\$2,284.05 family level**). For 2019, contributions would be as follows:

\$ 790.63 – EE	(Additional \$53)
\$1,581.26 – EE+1	(Additional \$106)
\$2,055.65 – Family Level	(Additional \$138)

If Option 2 is selected, employees and retirees enrolled in plans exceeding the capped contributions will need to contribute **up to \$138 monthly out-of-pocket**, or identify and enroll in a different plan to avoid payroll contributions.

Option 3:

Change the existing resolution to update the Agency's contribution to **100% of the PERS Care rates for 2019**. For 2019, the contributions would be as follows:

\$ 843.78 – EE	
\$1,687.56 – EE+1	
\$2,193.83 – Family Level	

If Option 3 is selected, employees and retirees **will not** have to contribute out-of-pocket, as these amounts fully cover the PERS Care PPO plan, but not the Anthem Traditional HMO plan.

Option 4:

Change the existing resolution to update the Agency’s contribution to **90% of the PERS Care rates for 2019.**

\$ 759.40 – EE	(Additional \$84)
\$1,518.80 – EE+1	(Additional \$169)
\$1,974.45 – Family Level	(Additional \$219)

If Option 4 is selected, employees and retirees enrolled in plans exceeding the capped contributions will need to contribute **up to \$219 monthly out-of-pocket (PERS Care PPO)**, or identify and enroll in a different plan to avoid payroll contributions.

Option 5:

Research and obtain medical plans from another entity such as ACWA/JPIA or a broker. Staff compared the 2019 ACWA/JPIA and coverage with CalPERS comparable PPOs and HMOs health plans. Findings show that ACWA/JPIA’s rates are slightly higher than PERS with the similar coverage (Attachment 2). PERS offers ten (10) plans and ACWA/JPIA offers four (4) plans for employees to choose. In addition, if the Agency severs its medical health insurance contract with CalPERS, it is not allowed to participate again for five (5) years. Historically when agencies leave CalPERS, they end up returning due to high increased rates with other brokers and carriers.

For Options 2, 3 and 4, even though these amounts increase the Agency’s contribution, they do not cover the 2019 premiums for PERS Care PPO or the Traditional HMO plan. With the exception of Option 3, staff will need to devote extra time to notify employees and retirees, and process the new enrollments if they choose to avoid payroll contributions.

A new resolution will need to be adopted no later than September 10, 2018 to meet new enrollment deadlines. This resolution will remain in place until the Board changes it.

FINANCIAL CONSIDERATIONS

All options are based on monthly contributions, current plan enrollment and using 2019 rates:

Option 1:

Agency contribution	\$314,750 (3% increase from 2018)
Employee, retiree and Director contribution	\$ 16,454

Option 2:

Agency contribution	\$324,747 (6% increase from 2018)
Employee, retiree and Director contribution	\$ 6,457

Option 3:

Agency contribution	\$331,144 (8% increase from 2018)
Employee, retiree and Director contribution	\$ 0

Option 4:

Agency contribution	\$321,005 (5% increase from 2018)
Employee, retiree and Director contribution	\$ 10,199

The FY 2018/19 Budget assumed a 15% increase (monthly budget \$385,976) in medical insurance premiums; consequently, there are funds in the Budget to cover options 1 through option 4. Although the budget estimated a 15% increase in total medical premiums, the proposed options range from 3% to 8%.

RECOMMENDATION

That the Finance and Administration Committee review, discuss and recommend an option revising the employer's contribution for PERS medical insurance

Attachments

RP/am

ATTACHMENT 1

Percentage Change in PERS Care Premiums From 2013 to 2019

Year	Employee Only	Employee + 1	Family
2013	\$ 953.90	\$ 1,907.80	\$ 2,480.14
2014	\$ 624.59	\$ 1,249.18	\$ 1,623.93
2015	\$ 647.11	\$ 1,294.22	\$ 1,682.49
2016	\$ 666.91	\$ 1,333.82	\$ 1,733.97
2017	\$ 715.88	\$ 1,431.76	\$ 1,861.29
2018	\$ 673.73	\$ 1,347.46	\$ 1,751.70
2019	\$ 843.78	\$ 1,687.56	\$ 2,193.83

Employee Only

Year	% Change from Year to Year	Agency's Contribution at 90%
2013	n/a	\$ 858.51
2014	-35%	\$ 562.13
2015	4%	\$ 582.40
2016	3%	\$ 600.22
2017	7%	\$ 644.29
2018	-6%	\$ 606.36
2019	25%	\$ 759.40

Employee + 1

Year	% Change from Year to Year	Agency's Contribution at 90%
2013	n/a	\$ 1,717.02
2014	-35%	\$ 1,124.26
2015	4%	\$ 1,164.80
2016	3%	\$ 1,200.44
2017	7%	\$ 1,288.58
2018	-6%	\$ 1,212.71
2019	25%	\$ 1,518.80

Family

Year	% Change from Year to Year	Agency's Contribution at 90%
2013	n/a	\$ 2,232.13
2014	-35%	\$ 1,461.54
2015	4%	\$ 1,514.24
2016	3%	\$ 1,560.57
2017	7%	\$ 1,675.16
2018	-6%	\$ 1,576.53
2019	25%	\$ 1,974.45

*For reference, the current Board-Approved capped amounts are:

- Employee Only = \$708.52
- EE + 1 = \$1,417.03
- Family = \$1,842.14

[This page intentionally left blank.]

ATTACHMENT 2

**Medical Plan Cost and Benefit Comparison – Effective January 1, 2019
CaIPERS vs. ACWA/JPIA**

<u>PPO PLANS</u>	CaIPERS Plans	ACWA/JPIA Plans
	PERS Care PPO	Anthem Classic PPO
Monthly Premium	\$843.78/1,687.56/2,193.83	\$844.07/1,719.97/2,220.48
Plan Design Highlights:		
Deductible	\$500/1,000	\$200/600
Doctor Visits	\$35 co-pay	\$15 co-pay
ER	\$50 ER deductible + 10%	\$50
Hospital	\$250 deductible, Inpatient/Outpatient 10%	Deductible /10%/20%
Xray/Lab	10%	20%
Prescriptions	\$5/20/50	\$5/20/50
Max Out-of-Pocket	\$2,000/4,000	\$2,000/4,000

	PERS Choice PPO	Anthem Advantage PPO
Monthly Premium	\$654.50/\$1,309.00/1,701.70	\$710.60/1,446.35/1,866.78
Plan Design:		
Deductible	\$500/1,000	\$500/1,000
Doctor Visits	\$ 35 co-pay	\$20 co-pay
ER	\$50 ER deductible + 20%	\$50
Hospital	No deductible, Inpatient/Outpatient 20%	Deductible+ 20%
Xray/Lab	20%	20%
Prescriptions	\$5/20/50	\$5/20/50
Max Out-of-Pocket	\$3,000/6,000	\$3,000/6,000

Current Board-approved Agency Monthly Contributions are: EE Only = \$708.52, EE + 1 = \$1,417.03, Family = \$1,842.14

HMO PLANS

CalPERS Plans

ACWA/JPIA Plans

	Kaiser	Kaiser
Monthly Premium	\$618.64/\$1,237.28/\$1,608.46	\$623.16/1,236.43/1,745.45
Plan Design Highlights:		
Deductible	None	None
Doctor Visits	\$15 co-pay	\$10 co-pay
ER	\$50 ER Co-pay	\$50 ER Co-Pay
Hospital	No deductible, \$15 Co-pay Outpatient Surgery	None
Xray/Lab	No Charge	No Charge
Prescriptions	\$5/20/50	\$5/20/50
Max Out-of-Pocket	\$1,500/3,000	\$1,500/3,000

	Blue Shield of California Access + HMO	Anthem Blue Cross CalCare HMO
Monthly Premium	\$669.75/1,339.50/1,741.35	\$732.32/1,454.78/1,951.02
Plan Design:		
Deductible	None	None
Doctor Visits	\$ 15 co-pay	\$10 co-pay
ER	\$50 ER Co-pay	\$50 ER Co-pay
Hospital	No Charge	No Charge
Xray/Lab	No Charge	No Charge
Prescriptions	\$5/20/50	\$5/20/50
Max Out-of-Pocket	\$1,500/3,000	\$500/1,500

Notes:

- This comparison reflects like-plans only
- CalPERS offers 10 plans to choose from – 7 HMOs and 3 PPOs
- ACWA/JPIA offers 4 plans to choose from – 2 HMOs and 2 PPOs



COMMITTEE MEMORANDUM

DATE: August 13, 2018
TO: Finance & Administration Committee
FROM: Rochelle Patterson *RP*
Director of Administrative Services
SUBJECT: Continue Discussion of Development of Rate-setting Process Incorporating an Independent Ratepayer Advocate Function

SUMMARY AND DISCUSSION

At the July 16, 2018 Finance and Administration Committee meeting, staff and the Committee discussed the rate-setting process, and incorporating an independent ratepayer advocate. The attached draft process was subsequently developed for Committee review.

FINANCIAL CONSIDERATIONS

None at this time.

RECOMMENDATION

Staff recommends that the Finance and Administration Committee review the continued development of the rate-setting process incorporating an independent ratepayer advocate function, and provide further direction.

RP

Attachment

MBS

[This page intentionally left blank.]

SANTA CLARITA VALLEY WATER AGENCY

Rate-Setting Process and Ratepayer Advocate

The Santa Clarita Valley Water Agency (Agency) is committed to a transparent, public rate-setting process guided by the principles set forth by the Agency's board of directors, enabling Act, and other applicable laws.

The Santa Clarita Valley Water Agency Act (Agency Act) provides that the SCV Water Board of Directors shall develop a rate-setting process by January 1, 2019 that includes an independent ratepayer advocate to advise the Board and provide information to the public before the adoption of new wholesale and retail water service rates and charges. The ratepayer advocate shall be selected by and report directly to the Board and shall be independent from Agency staff. The Board shall further define the role of the ratepayer advocate and may not eliminate the position before January 1, 2023. After such date, the Board may eliminate the position.

1.0 Background

The Agency has developed this rate-setting process that includes an independent ratepayer advocate function consistent with the Agency Act, (Section 14(b)–14(d)), and in conformance with the approved settlement agreement between the former Newhall County Water District and Castaic Lake Water Agency. The Agency Act provides a number of specific parameters and also directs the Agency Board of Directors to adopt any necessary rules and procedures to further define the role of the ratepayer advocate.

Public water providers are already under the procedural requirements of Proposition 218 for certain rates and charges, which require noticing to ratepayers and property owners, a public hearing, and protest provisions. Some wholesale rates and charges may be subject to Proposition 26. In addition, other provisions of existing statute may specify procedures and principles that must be followed in developing and approving certain rates and charges.

Under the recent Local Agency Formation Commission (LAFCO) proceedings to establish a list of terms and conditions for the new Agency, Condition 19 was included related to the Ratepayer Advocate process. Condition 19 provides (consistent with the Agency Act) that the Board shall submit any proposed retail water rate changes to the Ratepayer Advocate. It also provides for publication of documentation concerning any findings, conclusions, reports and/or similar determinations by the Ratepayer Advocate to the Agency website as least 30 calendar days in advance of any proposed Board adoption of revised retail water rates.

2.0 Guiding Rate-Setting Principles

While the individual rates for each division may vary based on a variety of factors, the development of rates should, for the most part, be consistent with general rate-making principles set forth in utility rate-making practice. In general, rates designed should:

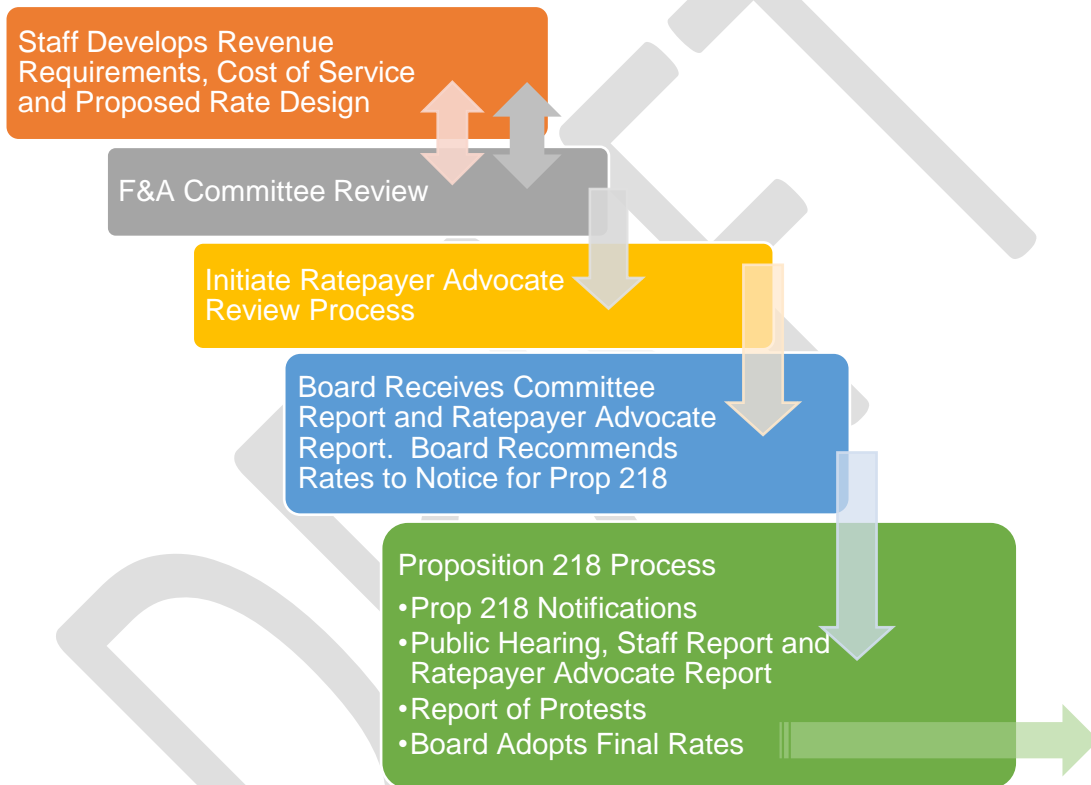
- 2.1 Generate a stable rate revenue stream which, when combined with other sources of funds, is sufficient to meet the financial requirements and goals of the Agency
- 2.2 Be fair and equitable –
that is, they should generate revenue from customer classes which is reasonably in proportion to the cost to provide service to that customer class
- 2.3 Should be responsive to Agency and stakeholder objectives

- 2.4 Be easy to understand by customers
- 2.5 Be easy to administer by the Agency
- 2.6 Encourage efficient use and conservation of water

3.0 Retail Rate-Setting Process (Proposition 218)

The Agency desires to ensure that, to the extent practical, we recover from each customer the cost of providing service to that customer. One of the main reasons why the Agency must follow the rate-setting process is to ensure that the rates are fair between every customer. At the same time, it is also the Agency’s responsibility to make sure that those rates help to keep the Agency financially stable.

The following are steps in the Agency’s retail rate-setting process:



- 3.1 Develop revenue requirements through a rate-setting process and propose rate changes

The rate-setting process will consist of three primary study components. First, a determination of the adequacy of revenues to meet expenses during the forecast period must be made. The results of the analysis, known as the revenue requirement, is an assessment of the ability of the existing revenue stream to meet the projected financial requirements during the forecast period and, to the extent required, the identification of the magnitude and timing of any required rate adjustments.

Next, a determination of the way the Agency incurs costs is made. The results, known as Cost of Service, are an allocation of revenue requirements to determine functional cost categories and customer classes.

Finally, specific rates and charges must be designed which provide sufficient revenue to recover costs in a manner consistent with general rate-making practice.

3.2 Review Proposed Rate Changes with the Finance and Administration Committee

The staff will review information and assumptions with the Finance and Administration (F&A) Committee as the proposed rates are developed, and shall present a completed draft rate report, including a cost of service study and other necessary supporting information to the Committee for recommendation to the Board.

3.3 Finance and Administration Committee directs independent Ratepayer Advocate to review proposed rate changes

Once the F&A Committee has recommended the item to the Board, it will concurrently direct the Ratepayer Advocate to conduct an independent review. The Ratepayer Advocate shall review the report, ask for any clarifying or supporting information needed from staff, and prepare an independent analysis and report that will also be forwarded to the Board. The Ratepayer Advocate shall have at least 30 days to complete this work.

3.4 Ratepayer Advocate advises the Board of Directors and the public on the proposed rate changes

The Board shall consider the rate report and cost of service study, as well as the Ratepayer Advocate's independent report, and any public comments. The Board will then recommend the maximum rates and charges to be noticed through the Proposition 218 process.

3.5 Proposition 218 Notice

Under Section 2(e), Article XIID of Proposition 218, in order for a user fee or charge to be subject to Proposition 218, it must be for a property-related service. A property-related service is defined as a public service having a direct relationship to property ownership. Since water fees and charges are a property-related service, property owners are provided the required Proposition 218 notice.

The notice shall include the parcels upon which a fee or charge is proposed for imposition shall be identified. The amount of the fee or charge proposed to be imposed upon each parcel shall be calculated. The Agency shall provide written notice by mail of the proposed fee or charge to the record owner of each identified parcel upon which the fee or charge is proposed for imposition, the amount of the fee or charge proposed to be imposed upon each, the basis upon which the amount of the proposed fee or charge was calculated, the reason for the fee or charge, together with the date, time, and location of a public hearing on

the proposed fee or charge, as well as the summary of the rate proposal, and links to the applicable rate study as well as the independent report from the Ratepayer Advocate. Notice shall be provided at least 45 days prior to public hearing and Board meeting for approval of new rates.

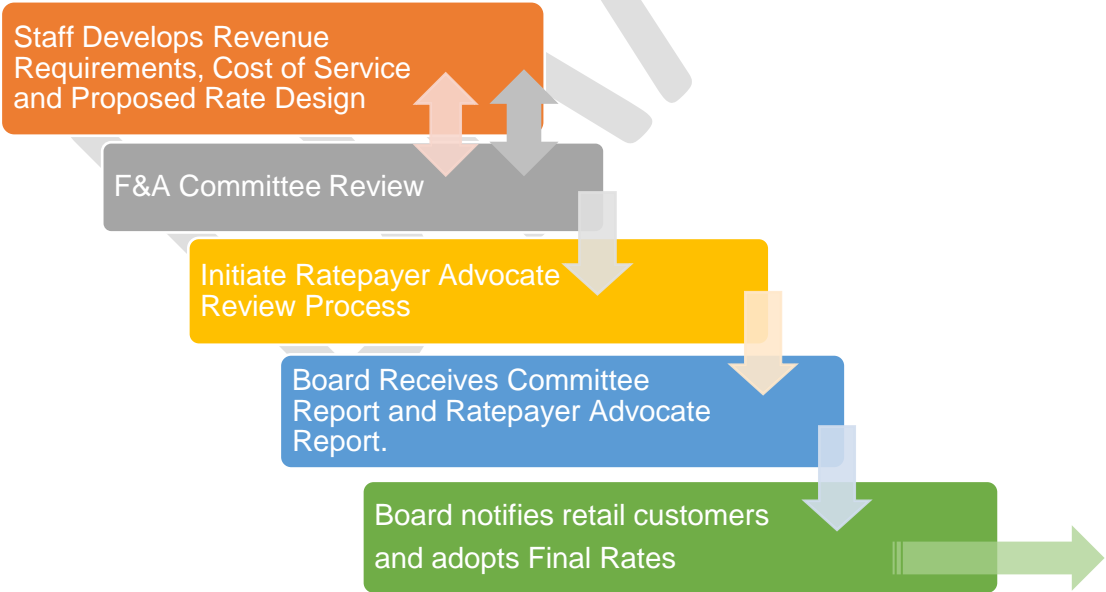
3.6 Proposition 218 Public Hearing, Report of Written Protests, and Final Board Action

A public hearing shall be held in conjunction with a Board meeting (as noticed above). Staff will present the rate study and proposal. The Ratepayer Advocate shall present its independent report. The public in will be provided opportunity to comment. The public hearing shall be concluded. After the conclusion of the public hearing, staff shall report the number of protests received during the 45-day period (including any received at the hearing) to the Board. The Board shall then consider the proposed rate-setting item and take action as appropriate.

4.0 Wholesale Rate-Setting Process

The wholesale rate currently covers the cost of providing water treatment and delivery of imported water throughout the Agency service area, as well as certain regional water resources and water conservation initiatives, and a portion of Agency administrative expenses. Imported water is sold to each of the retail divisions, as well as Los Angeles County Waterworks District 36. Wholesale revenue requirements and cost of service study followed with a rate design development process will provide justifiable and equitable methodologies for appropriate user fees that are adequate to cover wholesale operations.

The following are steps in the Agency’s wholesale rate-setting process:



4.1 Develop revenue requirements through a rate-setting process and propose rate changes

The rate-setting process will consist of three primary study components. First, a determination of the adequacy of revenues to meet expenses during the forecast period must be made. The results of the analysis, known as the Revenue Requirement, is an assessment of the ability of the existing revenue stream to meet the projected financial requirements during the forecast period and, to the extent required, the identification of the magnitude and timing of any required rate adjustments.

Next, a determination of the way the Agency incurs costs is made. The results, known as Cost of Service, are an allocation of revenue requirements to determine functional cost categories and customer classes.

Finally, specific rates and charges must be designed which provide sufficient revenue to recover costs in a manner consistent with general rate-making practice.

4.2 Review Proposed Rate Changes with the Finance and Administration Committee

The staff will review information and assumptions with the Finance and Administration Committee as the proposed rates are developed, and shall present a completed draft rate report, including a cost of service study and other necessary supporting information to the Committee for recommendation to the Board.

4.3 Finance and Administration Committee directs independent Ratepayer Advocate to review proposed rate changes

Once the F&A Committee has recommended the item to the Board, it will concurrently direct the Ratepayer Advocate to conduct an independent review. The Ratepayer Advocate shall review the report, ask for any clarifying or supporting information needed from staff, and prepare an independent analysis and report that will also be forwarded to the Board. The Ratepayer Advocate shall have at least 30 days to complete this work.

4.4 Ratepayer Advocate advises the Board of Directors and the public on the proposed rate changes

The Board shall consider the rate study and rate proposal, as well as the Ratepayer Advocate's independent report, and any public comments. The Board will then recommend the maximum rates and charges to be noticed to the Agency's wholesale customers.

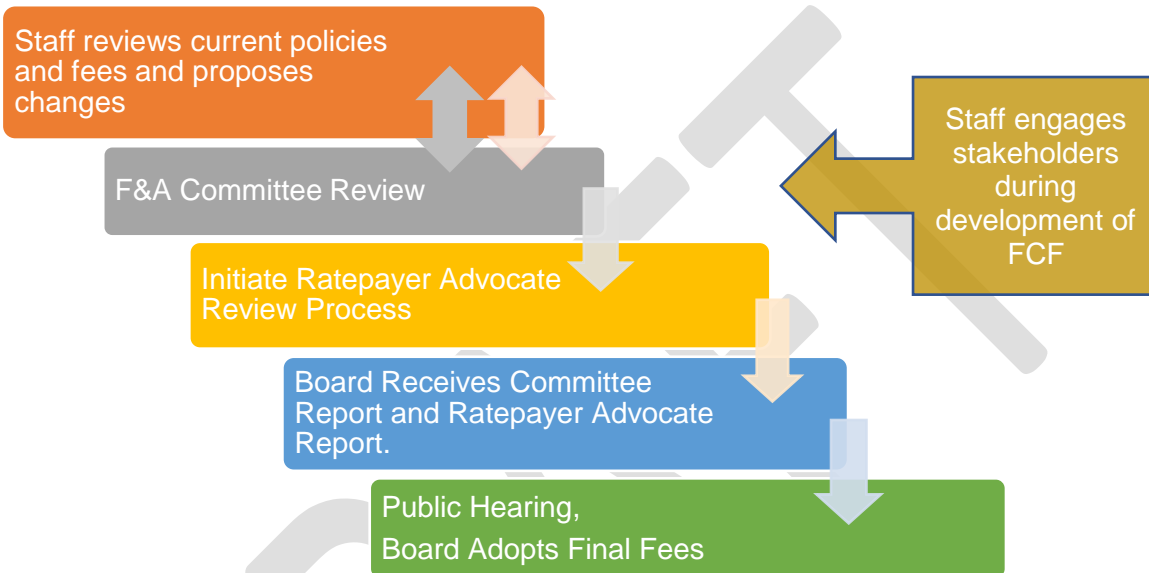
4.5 Final Board action

At a Board meeting, staff will present the rate study and proposal. The Ratepayer Advocate shall present its independent report. The public will be provided opportunity to comment. The Board shall then consider the proposed rate-setting item and take action as appropriate.

5.0 Facility Capacity/Connection Fee Process

The Agency is authorized by its enabling legislation to establish Facility Capacity/Connection Fees (FCFs) to acquire, finance or be reimbursed for facilities, works, property, improvements and supplies water for the purpose of increasing or enlarging existing capacity and facilities. FCFs are charged to future users who connect to the system of one of the Agency's four retail purveyors.

The following are steps in the Agency's FCFs setting process:



5.1 Review of current Agency's policies and fees

This process consists of updating demand forecasts, revising the cost estimates and implementation dates of the capital improvement program components, allocating capital expenditures between existing and future users and among meter sizes, and application of a financial model that generates conceptual debt service issues and calculates FCFs or each meter size.

5.2 Review Proposed FCFs with the Finance and Administration Committee

The staff will review information and assumptions with the Finance and Administration Committee as the proposed fees are developed, and shall present a completed draft report and other necessary supporting information to the Committee for recommendation to the Board.

5.3 Stakeholder Process

As the proposed FCFs are being developed, Agency staff will invite key stakeholders to engage in a technical workgroup to review the information and assumptions used.

5.4 Finance and Administration Committee directs independent Ratepayer Advocate to review proposed fee changes

Once the F&A Committee has recommended the item to the Board, it will concurrently direct the Ratepayer Advocate to conduct an independent review. The Ratepayer Advocate shall review the report, ask for any clarifying or supporting information needed from staff, and prepare an independent analysis and report that will also be forwarded to the Board. The Ratepayer Advocate shall have at least 30 days to complete this work.

5.5 Ratepayer Advocate advises the Board of Directors and the public on the proposed rate changes

The Board shall consider the Facility Capacity Fee proposal, as well as the Ratepayer Advocate's independent report, and any public comments. The Board will then recommend the maximum fees to be noticed.

5.6 Public Hearing and Final Board Action

A public hearing shall be held in conjunction with a Board meeting. Staff will present the Facility Capacity Fee report and proposal. The Ratepayer Advocate shall present its independent report. The public will be provided opportunity to comment. The public hearing shall be concluded. After the conclusion of the public hearing the Board shall then consider the proposed fee and take action as appropriate.

6.0 Duties and Selection of Ratepayer Advocate

The Board shall solicit the services of a Ratepayer Advocate through a request for proposals and enter into a professional services agreement. The Ratepayer Advocate will review and advise the Board on retail rates, wholesale rates and facility capacity/connection fees. The Ratepayer Advocate shall be independent of any Agency staff and report to the Board for purposes of its review and recommendations. Eligible firms, teams or individuals shall have sufficient experience and qualifications in the area of public Agency rate design and public Agency fiscal management. A firm or individual that has participated in any rate or fee-setting process of the Agency or its predecessors within the last three (3) years shall not be eligible. A firm or individual must also be free of any conflict of interest in work done for rate or fee-paying customers of the Agency. The Ratepayer Advocate shall be retained for a fixed period of time of up to three (3) years and shall serve at the pleasure of the Board. The Board may elect to extend the contract for up to an additional two (2) years.

The Board of Directors will determine the role of the Ratepayer Advocate to meet the requirements of SB 634 and any other desired objectives for this process.

At a minimum, SB 634 provides the following related to the role of the Ratepayer Advocate:

- Advise the Board of Directors and provide information to the public before the adoption of new wholesale and retail water service rates and charges
- Report directly to the Board of Directors and shall be independent from Agency staff
- Advocate on behalf of customers within the Agency's boundaries to the Board of Directors
- Have access to all pertinent Agency documents and information to independently advise the Board of Directors and inform the public

The Board's Request for Proposals (RFP) may include a request for the proposed approach and process a prospective Ratepayer Advocate would suggest to fulfill these functions.

[This page intentionally left blank.]



Monthly Financial Report

JUNE 2018

[This page intentionally left blank.]

Investment Reports

[This page intentionally left blank.]

Regional Division
Cash and Investment Summary
June 30, 2018

	BALANCE	% OF TOTAL	AVERAGE REMAINING LIFE DAYS	WGHTD. AVG. YIELD
<u>Agency Funds</u>				
Cash & Sweep Account	\$ 3,004,220	1.72%	-	1.612%
LAIF *	37,444,507	21.41%	-	1.755%
LACPIF	36,600,129	20.94%	-	1.810%
Federal Agencies	78,500,000	44.91%	814	1.459%
Total Agency	<u>155,548,856</u>			
<u>Capital Improvement Project Funds</u>				
Cash & Sweep Account	\$ 258,638	0.15%	-	1.612%
LAIF	9,000,896	5.15%	-	1.755%
Federal Agencies	10,000,000	5.72%	717	1.826%
Total CIP	<u>19,259,534</u>			
Total Cash and Investment	<u><u>\$ 174,808,390</u></u>	<u>100.00%</u>		1.635%

* Regional division's LAIF investments include SCWD pass through investment of \$13,525,132. SCWD also shows this amount on their division's monthly investment report.

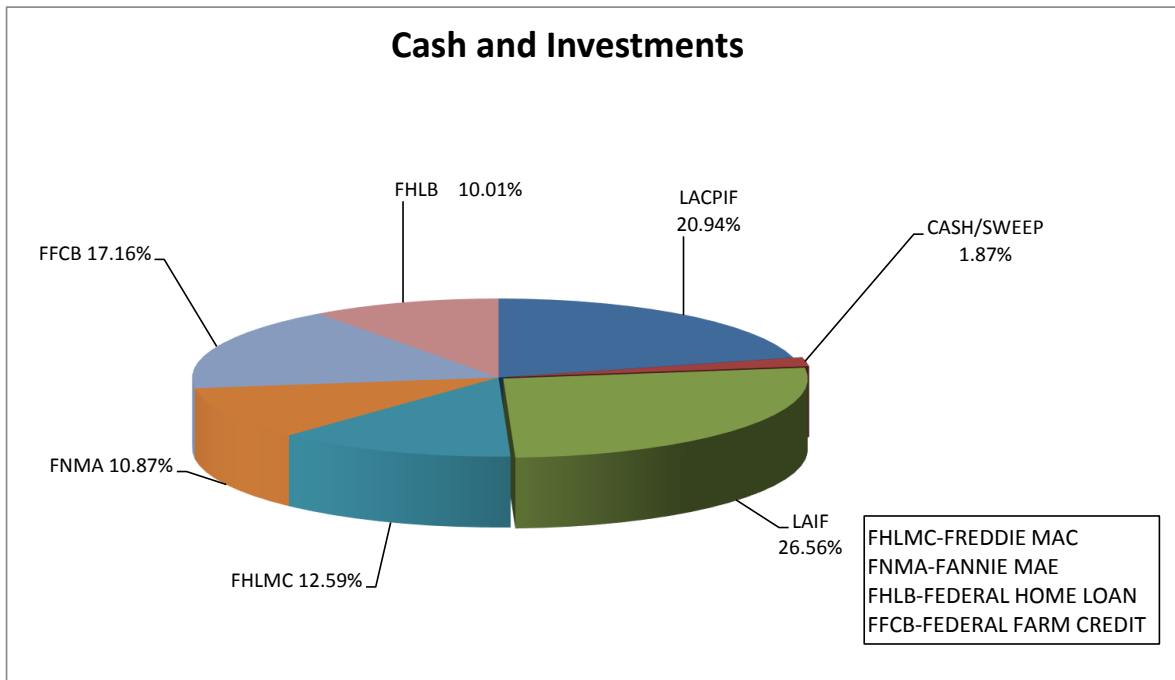
I certify that all investment actions executed since the last investment report have been made in full compliance with the Investment Policy as adopted by the Board of Directors, and that the Agency will meet its expenditure obligations for the next 6 months as required by Government Code Section 53646(b)(2) and (3), respectively.

Beverly Johnson

Beverly Johnson
Treasurer & Director of Finance

Amy Aguer

Amy Aguer
Controller



June 30, 2018

Regional Division General Funds Invested:

<u>Description</u>	<u>Cost</u>	<u>Rate</u>	<u>Yield</u>	<u>Purchase Date</u>	<u>Maturity Date</u>	<u>Life Days</u>	<u>Rem. Days</u>	<u>Average Interest</u>	
Federal Government Agency Investment Portfolio									
FHLMC	2,000,000	1.000%	1.000%	30-Oct-15	27-Jul-18	1001	27	20,000	#
FFCB	5,000,000	1.030%	1.030%	5-Jul-16	5-Apr-19	1004	279	51,500	#
FHLB	5,000,000	1.200%	1.200%	31-Oct-16	11-Oct-19	1075	468	60,000	#
FFCB	5,000,000	1.300%	1.300%	25-May-16	25-Nov-19	1279	513	65,000	#
FFCB	2,500,000	1.240%	1.240%	13-Jul-16	13-Jan-20	1279	562	31,000	#
FHLB	5,000,000	1.450%	1.450%	30-Mar-16	30-Mar-20	1461	639	72,500	#
FFCB	5,000,000	1.470%	1.470%	29-Jun-16	29-Jun-20	1461	730	73,500	#
FNMA	6,000,000	1.500%	1.500%	30-Jun-16	29-Sep-20	1552	822	90,000	#
FHLMC	5,000,000	1.750%	1.750%	26-Apr-17	26-Oct-20	1279	849	87,500	#
FNMA	8,000,000	1.375%	1.375%	30-Oct-15	29-Oct-20	1826	852	110,000	#
FFCB	5,000,000	1.350%	1.350%	2-Nov-16	2-Nov-20	1461	856	67,500	#
FFCB	5,000,000	1.440%	1.440%	16-Jul-16	19-Jan-21	1648	934	72,000	#
FNMA	5,000,000	1.550%	1.550%	24-Aug-16	24-Aug-21	1826	1151	77,500	#
FHLMC	5,000,000	1.500%	1.500%	27-Apr-17	27-Apr-22	1826	1397	75,000	#
FHLMC	5,000,000	2.100%	2.100%	27-Apr-17	27-Apr-22	1826	1397	105,000	#
FHLB	5,000,000	1.750%	1.750%	29-Sep-17	29-Sep-22	1826	1552	87,500	#
	<u>\$ 78,500,000</u>						<u>13028</u>	<u>1,145,500</u>	
		Weighted Avg Yield	<u>1.459%</u>			Avg Remaining Life	<u>814</u>	Days	

Regional Division CIP Funds Invested:

<u>Description</u>	<u>Cost</u>	<u>Rate</u>	<u>Yield</u>	<u>Purchase Date</u>	<u>Maturity Date</u>	<u>Life Days</u>	<u>Rem. Days</u>	<u>Average Interest</u>	
Federal Government Agency Investment Portfolio									
FHLMC	5,000,000	1.000%	1.000%	20-Jun-16	20-Jun-19	1095	355	50,000	#
FHLB	2,500,000	2.680%	2.680%	30-Apr-18	26-Apr-21	1092	1031	67,000	#
FFCB	2,500,000	2.625%	2.625%	30-Apr-18	3-Aug-20	826	765	65,625	#
	<u>\$ 10,000,000</u>					<u>3013</u>	<u>2151</u>	<u>182,625</u>	
		Weighted Avg Yield	<u>1.826%</u>			Avg Remaining Life	<u>717</u>	Days	

Callable
Cash & Sweep Account, LAIF, and LACPIF are liquid investments.

Newhall Water Division
Cash and Investment Summary
As of June 30, 2018

<u>Operating and Reserve Funds</u>	Balance	Percent of Total	Average Remaining Life Days	Weighted Avg. Yield
Checking Account	\$ 1,768,445	17.7%		n/a
LAIF	5,985,434	59.9%		1.71%
UBS Certificates of Deposit	2,240,000	22.4%	815	2.08%
Total	\$ 9,993,879	100.0%		
 Total Cash and Investment	 \$ 9,993,879	 100.0%		

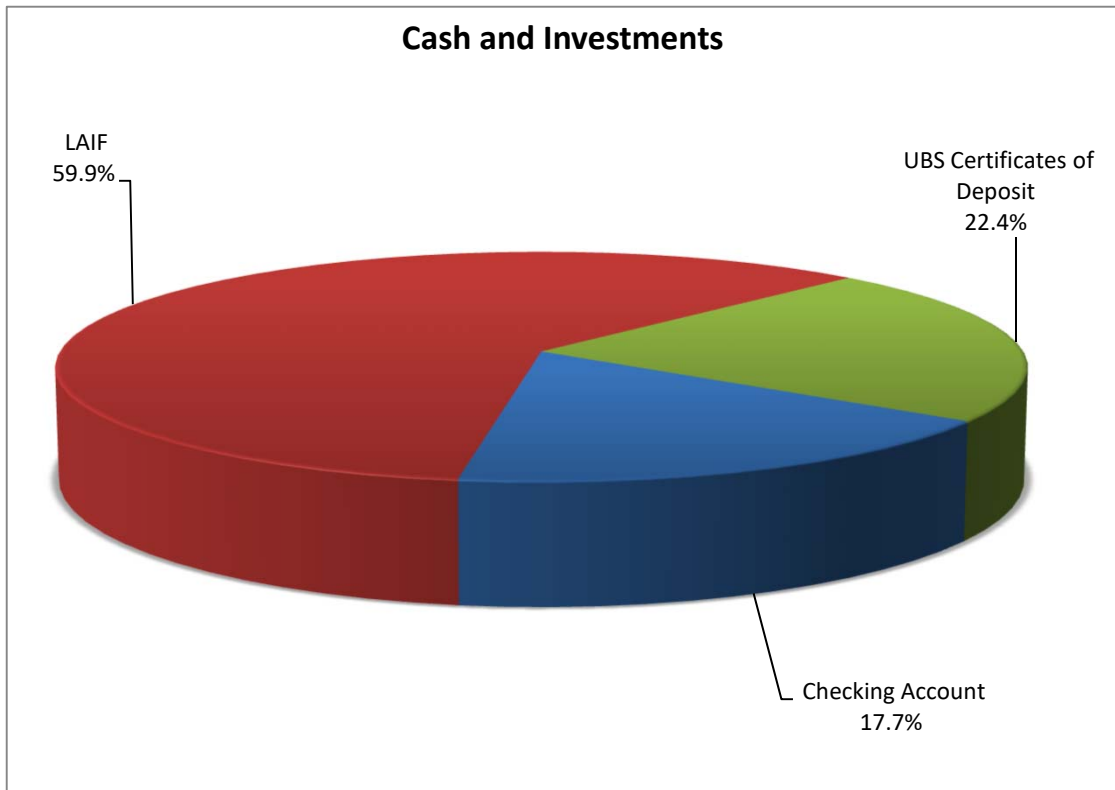


Rochelle Patterson
Director of Administrative Services



Beverly Johnson
Director of Finance/Treasurer

I certify that the investments of the Newhall Water Division are in compliance with the Investment Policy as adopted by the Board of Directors, and that the Division has the ability to meet the expenditure requirements for the next 6 months.



NEWHALL WATER DIVISION
As of June 30, 2018

<u>Description</u>	<u>Rate</u>	<u>Yield</u>	<u>Market Value</u>
Mission Valley Bank Checking Account	N/A	N/A	\$ 1,768,445
Local Agency Investment Fund (LAIF)	1.71%	1.71%	5,985,434
			<u>\$ 7,753,879</u>

<u>Description</u>	<u>Par</u>	<u>Rate</u>	<u>Yield</u>	<u>Purchase Date</u>	<u>Maturity Date</u>	<u>Average Remaining Days</u>	<u>Average Interest</u>
<u>UBS Certificates of Deposit</u>							
Bank of Baroda NY US	200,000	2.05%	2.05%	10/28/13	11/13/18	136	4,100
Barclays Bank DE US	240,000	2.05%	2.05%	07/11/14	07/16/19	381	4,920
Comenity Bank DE US	200,000	2.15%	2.15%	10/23/14	10/29/19	486	4,300
Capital One Bank VA US	100,000	1.90%	1.90%	10/29/15	11/04/19	492	1,900
BMW Bank UT US	200,000	2.19%	2.19%	10/29/15	10/16/20	473	4,380
American Express C UT US	200,000	2.25%	2.25%	10/29/15	11/04/20	492	4,500
Capital One Bank VA US	200,000	2.14%	2.14%	10/29/15	03/31/21	1,004	4,280
World's Foremost B NE US	200,000	1.81%	1.81%	03/24/16	03/31/21	1,004	3,620
JP Morgan Chase Bank DE US	100,000	1.75%	1.75%	09/26/16	09/30/21	1,187	1,750
Wells Fargo Bank NA SD US	200,000	1.81%	1.81%	10/27/16	11/02/21	1,220	3,620
State Bank of India NY US	200,000	2.25%	2.25%	01/30/17	02/09/22	1,319	4,500
Goldman Sachs Bank NY US	200,000	2.36%	2.36%	10/24/17	11/01/22	1,584	4,720
	<u>\$ 2,240,000</u>					<u>815</u>	<u>\$ 46,590</u>

NCWD Total Cash and Investments

Santa Clarita Water Division
Cash and Investment Summary
As of June 30, 2018

SCWD*	Balance	Percent of Total	Maximum Concentration Allowed	Average Remaining Life Days	Weighted Avg. Yield
Retail Division Cash and Sweep	\$ 5,980,706	12.7%	n/a		1.79%
Wells Fargo Government I 1751 MMF	558,565	1.2%	10%		1.58%
FNMA Bond	3,000,000	6.4%	100%	653	1.52%
FFCB Bond	7,250,000	15.4%	100%	853	2.11%
FHLB Bond	5,000,000	10.6%	100%	1,075	1.83%
FMCC Bond	3,500,000	7.4%	100%	1,109	2.47%
Wells Fargo Bank Note	1,000,000	2.1%	100%	328	1.75%
California State Taxable Municipal Bond	1,500,000	3.2%	30%	824	2.30%
LAIF	13,525,132	28.7%	State Max		1.85%
Wells Fargo Certificates of Deposit	5,800,000	12.3%	30%	615	1.79%
Total	\$ 47,114,403	100.0%			
Total Cash and Investment**	\$ 47,114,403	100.0%			

* See SCWD Portfolio on next page for detailed descriptions.

** Total for SCWD includes estimated \$2,780,541 in refundable Developer Deposits.

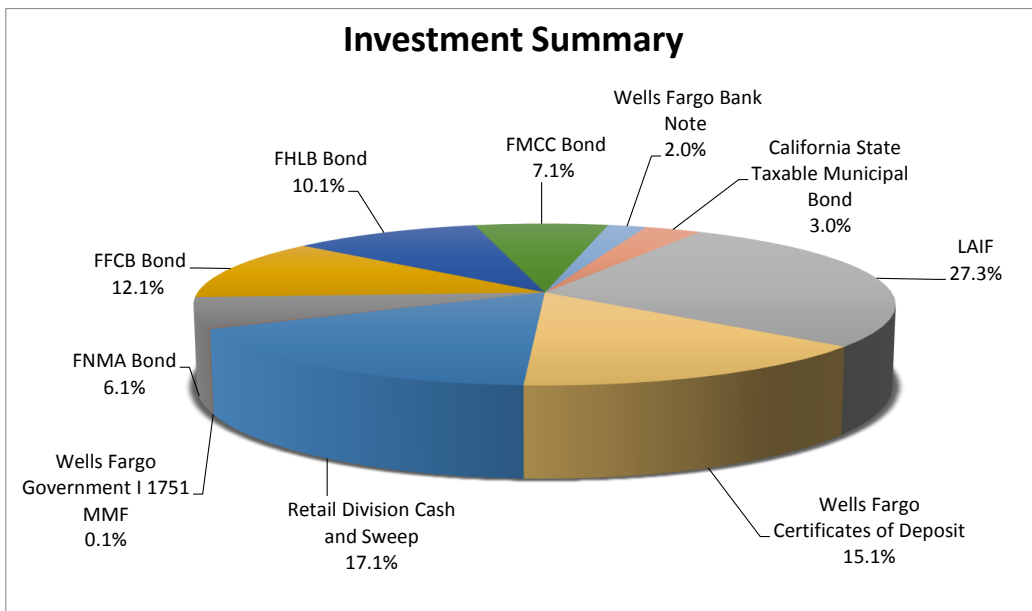
I certify that the investments of the Santa Clarita Water Division are in compliance with the Investment Policy as adopted by the Board of Directors, and that the Division has the ability to meet the expenditure requirements for the next 6 months.

Beverly Johnson

Beverly Johnson
Director of Finance/Treasurer

Elizabeth Ooms-Graziano

Elizabeth Ooms-Graziano
Retail Administrative Officer



Santa Clarita Water Division
Cash and Investment Summary
As of June 30, 2018

<u>Description</u>	<u>Balance</u>	<u>Rate</u>	<u>Yield</u>
Cash and Sweep (Cash in Bank)	\$ 5,980,706	1.79%	1.79%
Local Agency Investment Fund (LAIF)	13,525,132	1.85%	1.85%
Wells Fargo Government I 1751 Money Market Fund (MMF)	558,565	1.58%	1.58%
	<u>\$ 20,064,403</u>		

<u>Description</u>	<u>Par</u>	<u>Rate</u>	<u>Yield</u>	<u>Purchase Date</u>	<u>Maturity Date</u>	<u>Life Days</u>	<u>Remaining Days</u>	<u>Average Interest</u>
<u>Federal Government Agency Investment Portfolio</u>								
Federal Farm Credit Bank [†] (FFCB)	1,000,000	0.82%	0.82%	07/05/16	07/05/18	730	5	8,200
Federal Farm Credit Bank [†] (FFCB)	1,000,000	1.03%	1.03%	07/05/16	04/05/19	1,004	279	10,300
Federal Farm Credit Bank [†] (FFCB)	1,000,000	1.14%	1.14%	07/07/16	10/07/19	1,187	464	11,400
Fannie Mae [†] (FNMA)	1,000,000	1.30%	1.30%	05/25/16	11/25/19	1,279	513	13,000
Fannie Mae [†] (FNMA)	1,000,000	1.50%	1.50%	12/16/16	03/16/20	1,186	625	15,000
Federal Home Loan Bank [†] (FHLB)	2,000,000	1.75%	1.75%	01/30/17	07/30/20	1,277	761	35,000
Fannie Mae [†] (FNMA)	1,000,000	1.75%	1.75%	12/28/16	09/28/20	1,370	821	17,500
Federal Home Loan Bank [†] (FHLB)	1,500,000	1.38%	1.38%	07/13/16	10/13/20	1,553	836	20,625
Freddie Mac (FMCC)	1,500,000	2.13%	2.13%	12/29/17	06/29/21	1,278	1,095	31,875
Freddie Mac (FMCC)	2,000,000	2.73%	2.73%	04/06/18	07/27/21	1,208	1,123	54,600
Federal Farm Credit Bank [†] (FFCB)	2,000,000	2.87%	2.87%	05/16/18	11/15/21	1,279	1,234	57,400
Federal Home Loan Bank [†] (FHLB)	1,500,000	2.38%	2.38%	12/14/17	12/13/22	1,825	1,627	35,625
Federal Farm Credit Bank [†] (FFCB)	1,000,000	2.66%	2.66%	01/30/18	01/30/23	1,826	1,675	26,600
Federal Farm Credit Bank [†] (FFCB)	1,250,000	3.12%	3.12%	06/27/18	06/27/22	1,461	1,458	39,000
	<u>\$ 18,750,000</u>						<u>894</u>	<u>\$ 26,866</u>

[†] Callable

<u>Description</u>	<u>Par</u>	<u>Rate</u>	<u>Yield</u>	<u>Purchase Date</u>	<u>Maturity Date</u>	<u>Life Days</u>	<u>Remaining Days</u>	<u>Average Interest</u>
Wells Fargo Bank Note	\$ 1,000,000	1.75%	1.75%	12/9/2016	5/24/2019	896	328	\$ 17,500
	<u>\$ 1,000,000</u>						<u>328</u>	<u>\$ 17,500</u>

<u>Description</u>	<u>Par</u>	<u>Rate</u>	<u>Yield</u>	<u>Purchase Date</u>	<u>Maturity Date</u>	<u>Life Days</u>	<u>Remaining Days</u>	<u>Average Interest</u>
California State Taxable Municipal Bond	\$ 1,500,000	2.30%	2.30%	1/29/2018	10/1/2020	976	824	\$ 34,500
	<u>\$ 1,500,000</u>						<u>824</u>	<u>\$ 34,500</u>

Note: Cash and Sweep, LAIF and Wells Fargo Money Market Fund are liquid investments.

Santa Clarita Water Division
Cash and Investment Summary
As of June 30, 2018

<u>Description</u>	<u>Par</u>	<u>Rate</u>	<u>Yield</u>	<u>Purchase Date</u>	<u>Maturity Date</u>	<u>Life Days</u>	<u>Remaining Days</u>	<u>Average Interest</u>
<u>Wells Fargo Certificates of Deposit</u>								
Crescent Bank	250,000	1.50%	1.50%	02/28/14	08/28/18	1,642	59	3,750
Compass Bank	250,000	1.95%	1.95%	09/04/13	09/04/18	1,826	66	4,875
GE Capital Bank	250,000	1.90%	1.90%	10/17/14	10/17/18	1,461	109	4,750
Republic Bank & Trust	250,000	1.80%	1.80%	10/22/14	10/22/18	1,461	114	4,500
First Sentry Bank	250,000	1.50%	1.50%	10/24/14	10/24/18	1,461	116	3,750
Investors Bank	250,000	1.35%	1.35%	12/16/16	12/17/18	731	170	3,375
Enerbank	250,000	1.70%	1.70%	12/18/14	12/18/18	1,461	171	4,250
Third Federal Savings & Loan	250,000	1.65%	1.65%	03/28/14	12/28/18	1,736	181	4,125
Sallie Mae Bank Interest	250,000	1.45%	1.45%	02/03/16	02/04/19	1,097	219	3,625
Private Bank & Trust Co Chicago	250,000	1.10%	1.10%	05/20/16	05/20/19	1,095	324	2,750
BMW Bank NY	50,000	1.95%	1.95%	06/20/14	06/20/19	1,826	355	975
Discover Bank	250,000	2.00%	2.00%	07/02/14	07/02/19	1,826	367	5,000
Centennial Bank Conway	250,000	1.20%	1.20%	05/20/16	11/20/19	1,279	508	3,000
Everbank/Jacksonville FL	250,000	1.45%	1.45%	12/09/16	12/09/19	1,095	527	3,625
American Exp Centurion	50,000	2.20%	2.20%	12/11/14	12/11/19	1,853	529	1,100
Capital One Bank, NA	250,000	2.30%	2.30%	07/23/15	07/29/20	1,833	760	5,750
Capital One Bank USA, NA	50,000	1.85%	1.85%	12/07/16	12/07/20	1,461	891	925
Mercantil Commercebank	250,000	1.90%	1.90%	12/16/16	12/16/20	1,461	900	4,750
Ally Bank	250,000	2.15%	2.15%	12/21/17	12/21/20	1,096	905	5,375
Morgan Stanley Bank	250,000	2.15%	2.15%	12/21/17	12/21/20	1,096	905	5,375
Merrick Bank	250,000	2.25%	2.25%	01/30/18	01/29/21	1,095	944	5,625
First Internet Bank	250,000	2.20%	2.20%	12/18/17	12/17/21	1,460	1,266	5,500
BMO Harris Bank	250,000	2.80%	2.80%	04/13/18	04/13/22	1,461	1,383	7,000
JP Morgan Chase Bank	150,000	2.85%	2.85%	04/17/18	04/17/22	1,461	1,387	4,275
American Express Bank FSB	250,000	2.35%	2.35%	05/03/17	05/03/22	1,845	1,403	5,875
Citibank	250,000	3.00%	3.00%	05/16/18	05/23/22	1,468	1,423	7,500
	<u>\$ 5,800,000</u>						<u>615</u>	<u>\$ 4,285</u>

[This page intentionally left blank.]

**Santa Clarita Valley Water Agency
Valencia Water Division
As of June 30, 2018
Investment Report**

	Current Value	Percent of Total	Maximum Concentration Allowed	Average Remaining Life Days	Weighted Average Yield
Wells Fargo Cash and Sweep	\$5,308,214	52.8%	n/a	n/a	0.17%
Certificates of Deposit	\$1,800,000	17.9%	50.0%	155	1.83%
Commercial Paper	\$2,954,367	29.4%	50.0%	201	2.34%
Total Cash and Investment	<u>\$10,062,581</u>	<u>100.0%</u>			

I certify that the investments of the Valencia Water Division are in compliance with the Investment Policy as adopted by the Board of Directors, and that the Division has the ability to meet the expenditure requirement for the next 6 months.

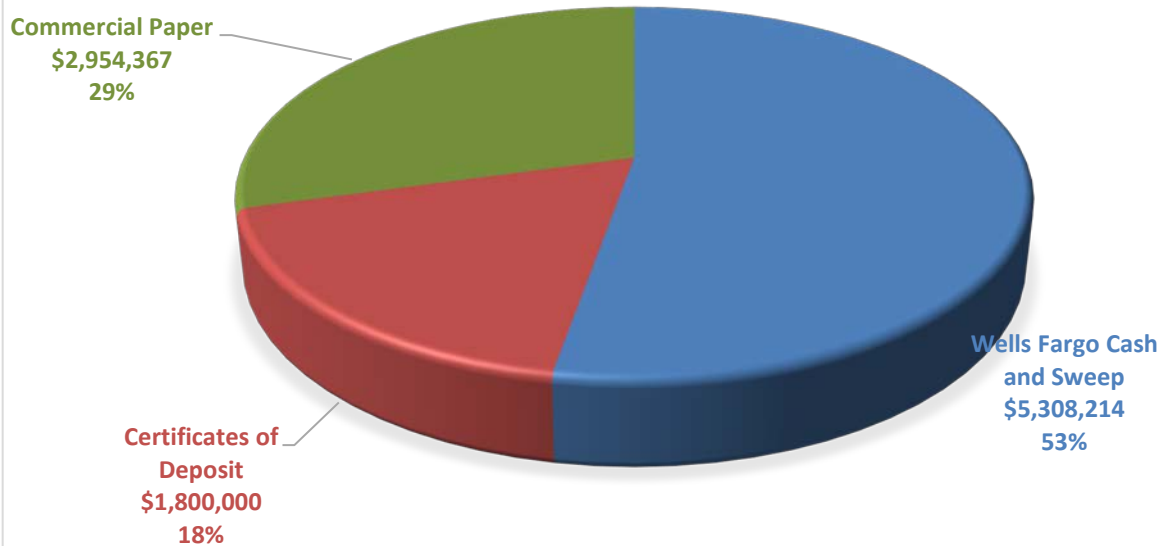
Beverly Johnson

Beverly Johnson
Director of Finance / Treasurer

Kim Grass

Kim Grass
Accounting Manager

INVESTMENT SUMMARY



**Valencia Water Division
As of June 30, 2018**

Description	Rate	Yield	Market Value
Wells Fargo Cash and Sweep	0.21%	0.21%	\$5,308,214

Description	Par	Rate	Yield	Purchase Date	Maturity Date	Life Days	Remaining Days	Average Interest
6/30/2018								
Certificates of Deposit								
BANK OF INDIA NY 1.8 08/22/2018	250,000.00	1.800%	1.800%	5/24/2018	8/22/2018	90	53	4,500
EAST-WEST BANK 2.3 06/28/2019	250,000.00	2.300%	2.300%	6/29/2018	6/28/2019	364	363	5,750
FIFTH THIRD BANK 1.95 11/23/2018	250,000.00	1.950%	1.950%	5/23/2018	11/23/2018	184	146	4,875
FIRST DAKOTA NATIONAL BA 2.1 03/15/2019	250,000.00	2.100%	2.100%	6/15/2018	3/15/2019	273	258	5,250
GOLDMAN SACHS BANK USA 1.7 12/18/2018	50,000.00	1.700%	1.700%	12/18/2015	12/18/2018	1096	171	850
NEW YORK COMMUNITY BANK 2.05 02/25/2019	250,000.00	2.050%	2.050%	5/25/2018	2/25/2019	276	240	5,125
TCF NATIONAL BANK 1.30 07/05/2018	250,000.00	1.30%	1.30%	10/4/2017	7/5/2018	274	5	3,250
BEAL BANK USA 1.35 07/05/2018	250,000.00	1.35%	1.35%	10/4/2017	7/5/2018	274	5	3,375
	<u>1,800,000.00</u>						<u>155</u>	<u>4,122</u>
Commercial Paper								
MALAYAN BANKING BHD/NY CP 11/13/2018	1,000,000.00	2.260%	2.260%	5/17/2018	11/13/2018	180	136	22,600
MUFG BANK LTD/NY CP 02/11/2019	1,000,000.00	2.280%	2.280%	5/17/2018	2/11/2019	270	226	22,800
COMMERCIAL BANK PSQC CP 02/25/2019	1,000,000.00	2.468%	2.468%	6/1/2018	2/25/2019	269	240	24,680
	<u>3,000,000.00</u>						<u>201</u>	<u>23,360</u>
	<u>4,800,000.00</u>							

Check Registers

[This page intentionally left blank.]

Santa Clarita Valley Water Agency
Regional Division
Check Register Report
From: Jun 1, 2018 to Jun 30, 2018

Vendor Name	Description	Amount
3E CO ENVIRON, ECOLOG AND ENGINEER	MSDS ANNUAL MGMT FEES	4,200.00
3E CO ENVIRON, ECOLOG AND ENGINEER		4,200.00
A-1 PARTY	BOUQUETS/BALLOONS	98.55
	CHAMBER MIXER BALLOON	481.80
	TABLE BOUQUETS	197.10
A-1 PARTY		777.45
A.V. EQUIPMENT RENTAL, INC.	UNAPPLIED PAYMENT-CREDIT	-258.29
	FORKLIFT DELIVERY	420.00
	PROPANE	57.35
A.V. EQUIPMENT RENTAL, INC.		219.06
ACC BUSINESS	ESFP DR 4/11-5-10	364.42
	SCADA T-1 4/11-5/10	728.84
ACC BUSINESS		1,093.26
ACWA/JPIA	BURKMAN JULY	18.56
	CLAIM REIMB-PROP DMG	200.00
	FENDEL JULY	112.67
	HOLLOMON JULY	18.56
	MCDUGAL JULY	18.56
	PRYOR JULY	18.56
	REGIONAL DENTAL JULY	10,341.17
	REGIONAL EAP JULY	188.00
	REGIONAL LIFE JULY	1,986.95
	REGIONAL RETIREE DNTL	2,373.41
	REGIONAL VISION	185.60
	REGIONAL VISION JULY	1,317.76
	SCWD DENTAL JULY	6,586.78
	SCWD EAP JULY	122.20
	SCWD LIFE JULY	1,075.86
	SCWD RETIREE DNTL	934.15
	SCWD VISION JULY	965.12
	VWD DENTAL JULY	5,039.19
	VWD EAP	101.05
	VWD LIFE JULY	1,333.17
	VWD VISION JULY	798.08
	WORKERS COMP 1/1-3/31	47,417.52
ACWA/JPIA		81,152.92
ADAM JONES	SMART CONTRLR REBATE	150.00
ADAM JONES		150.00
ADAM M BELLES	SMART CONTRLR REBATE	99.00
ADAM M BELLES		99.00
AFLAC	SCVWA MAY 2018	7,071.20
AFLAC		7,071.20
ALL STAR FENCE	As-Needed Fence Repair and Install	3,550.00
ALL STAR FENCE		3,550.00
ALONSO DOMINGUEZ	SMART CONTRLR REBATE	150.00
ALONSO DOMINGUEZ		150.00

Santa Clarita Valley Water Agency
Regional Division
Check Register Report
From: Jun 1, 2018 to Jun 30, 2018

Vendor Name	Description	Amount
AMERICAN BUSINESS MACHINES	WR C7270 COPY USAGE	453.57
	WRC7270 COPY USAGE	453.57
AMERICAN BUSINESS MACHINES		907.14
AMY AGUER	VWD FINANCE MTG	70.13
AMY AGUER		70.13
ANDY GUMP, INC.	HOLDING TANK 4/9-5/6	197.00
	HOLDING TANK 5/7-6/3	197.00
	PORT TOILET 4/6-5/3	113.14
	PORT TOILET 5/4-5/31	113.14
	PORT TOILET 6/1-6/28	113.14
ANDY GUMP, INC.		733.42
ANIL MANSUKHANI	SMART CONTRLR REBATE	79.00
ANIL MANSUKHANI		79.00
AQUA-FLO SUPPLY	IRRIGATION SUPPLIES	1,419.34
AQUA-FLO SUPPLY		1,419.34
ARAMARK UNIFORM SERVICE INC.	Apparel Rental and Maintenance	2,044.77
ARAMARK UNIFORM SERVICE INC.		2,044.77
AROUND THE CLOCK CALL CENTER	ANSWERING SRVC JUNE	138.30
	ANSWERING SRVC MAY	127.30
AROUND THE CLOCK CALL CENTER		265.60
AT&T	ESFP COMP. AUTODIALER	20.27
	ESFP SRVC 5/11-6/10	112.92
	ESFP/RVWTP ALARMS	94.97
	ESIPS 5/11-6/10/18	20.27
	IRRIGATION TELEMETRY	38.88
	ISDN-ESFP TO RVWTP	64.25
	ISDN-RV TO ESFP 5/11-	64.25
	LAN SRVC 5/11-6/10/18	225.06
	MODEM 5/11-6/10/18	38.88
	PRIMARY INTERNET	1,278.97
	RVIPS ALARM 5/11-6/10	57.49
	RVWTP ELEVATOR SRVC	20.27
	RVWTP SRVC 297-1600	57.30
	RVWTP SRVC297-1607-19	161.34
	SAFETY/ IT /EVENTS	20.28
	T-1 INTERNET JUNE	1,351.88
	TURNOUTS TELEMETRY	115.27
	WAREHOUSE/SUMMIT	849.79
AT&T		4,592.34
AV PARTY RENTAL, INC.	OPEN HOUSE RENTALS	6,874.14
	RELAY FOR LIFE EVENT	340.00
AV PARTY RENTAL, INC.		7,214.14
AWARDS, TROPHIES & TREASURES	EMPLOYEE NAME PLATES	76.65
	RETIREMENT DROP-CH	121.55
AWARDS, TROPHIES & TREASURES		198.20

Santa Clarita Valley Water Agency
Regional Division
Check Register Report
From: Jun 1, 2018 to Jun 30, 2018

Vendor Name	Description	Amount
BARBARA CAWLEY	EDUCATION SUPPLIES	17.02
	MAY MILEAGE	70.29
BARBARA CAWLEY		87.31
BARBARA JEANNE DALLIS	SMART CONTRLR. REBATE	99.00
BARBARA JEANNE DALLIS		99.00
BARRINGTON STAFFING SERVICES	PERA W/E 4/29/18	93.00
BARRINGTON STAFFING SERVICES		93.00
BAY ALARM COMPANY	ACCESS CNTRL. 6/1-9/1	60.00
	JUNE ALARM SERVICE	37.80
	MAY ALARM SERVICE	37.80
BAY ALARM COMPANY		135.60
BEODEUL KANG	SMART CONTRLR REBATE	150.00
BEODEUL KANG		150.00
BEST BEST & KRIEGER LLP	BIDDING REQUIREMENTS	286.00
	CAPACITY FEES APR 18	681.20
	CAPACITY FEES MAY	1,830.40
	CASTAIC CONDUIT APRIL	600.60
	CEQA MAY 2018	314.60
	EMPLOYEE BENEFITS	1,172.60
	GENERAL LEGAL APR 18	11,567.20
	GENERAL LEGAL APRIL	2,119.00
	GENERAL LEGAL MAY	9,827.70
	NCWD SETTLEMENT APRIL	3.00
	PUB. RECORDS REQUEST	52.00
	RECYCLED H2O APRIL	16,167.40
	SWC LEGAL COMM APRIL	52.00
BEST BEST & KRIEGER LLP		44,673.70
BEVERLY JOHNSON	CPA LICENSE RENEWAL	120.00
BEVERLY JOHNSON		120.00
BILL COOPER	ACWA CONF EXP 5/7-11	1,080.43
	ACWA TRVL EXP 5/7-11	483.68
BILL COOPER		1,564.11
BJ ATKINS	SOCAL H2O MTG EXP5/23	10.65
	SOCAL H2O TRAVEL 5/23	14.00
	SOCAL WTR 4/25	11.42
	TRANSP EXP 4/25	14.00
BJ ATKINS		50.07
BOB MURRAY & ASSOCIATES	Executive Recruitments	6,971.57
BOB MURRAY & ASSOCIATES		6,971.57
BONNIE DEAGON	FINGERPRINTING 4/17	18.00
	MILEAGE EXP 5/30-31	22.90
BONNIE DEAGON		40.90
BRADEN VILLANUEVA	SMART CONTRLR. REBATE	124.99
BRADEN VILLANUEVA		124.99
BURRTEC WASTE INDUSTRIES INC.	JUNE SERVICES	322.44
	MAY SERVICES	322.44
BURRTEC WASTE INDUSTRIES INC.		644.88

Santa Clarita Valley Water Agency
Regional Division
Check Register Report
From: Jun 1, 2018 to Jun 30, 2018

Vendor Name	Description	Amount
CA WATER EFFICIENCY PARTNERSHIP	2018 MEMBERSHIP DUES	8,563.74
CA WATER EFFICIENCY PARTNERSHIP		8,563.74
CALIFORNIA ADVOCATES, INC.	Legislative Analysis	16,000.00
CALIFORNIA ADVOCATES, INC.		16,000.00
CALIFORNIA TELEPHONY, INC.	General Maintenance on Telephone System	330.00
	PHONE PURCHASE	394.20
CALIFORNIA TELEPHONY, INC.		724.20
CALPERS	OPEB CONTRIBUTION - April through June 2018	376,230.49
CALPERS		376,230.49
CANON SOLUTIONS AMERICA, INC.	ADVC9065-COPY USAGE	4,823.35
	C3325 MAINT-COPY USAGE	33.99
	COPIER-PURCHASING DEPT	5,520.99
	OFFICE SUPPLIES-PAPER	1,326.05
	OFFICE SUPPLIES-TONER	369.18
CANON SOLUTIONS AMERICA, INC.		12,073.56
CATHERINE MCLAURIN	SMART CONTRLR REBATE	150.00
CATHERINE MCLAURIN		150.00
CDW GOVERNMENT, INC	ANTI-GLARE SCREEN	39.75
	EXTERNAL HARD DRIVE	26.83
	HP COLOR LJ PRINTERS	794.73
	MONITOR TABLE STAND	468.32
	NETGEAR SWITCHES	372.07
	REPLACEMENT BATTERY	387.82
	RSA SID700 60SEC	571.05
	STARTECH 4PT GBE POE	255.03
CDW GOVERNMENT, INC		2,915.60
CHAD A. ROGGENTIEN	SMART CONTRLR. REBATE	150.00
CHAD A. ROGGENTIEN		150.00
CHARLES GARDNER JEWKES	POOL COVER REBATE	157.96
CHARLES GARDNER JEWKES		157.96
CHARMAINE'S FLORIST	FLOWERS FOR SCVWA EMPLOYEES	617.58
CHARMAINE'S FLORIST		617.58
CHEVRON AND TEXACO CARD SVCS	GASOLINE THRU 6/5/18	4,897.76
	SERVICES THRU 6/5/18	25.98
CHEVRON AND TEXACO CARD SVCS		4,923.74
CHRIS KIM	SMART CONTRLR. REBATE	136.17
CHRIS KIM		136.17
CHRISTOPHER ALLEN PIERCE	SMART CONTRLR. REBATE	150.00
CHRISTOPHER ALLEN PIERCE		150.00
CHRISTOPHER SMELSER	SMART CONTRLR REBATE	99.00
CHRISTOPHER SMELSER		99.00

Santa Clarita Valley Water Agency
Regional Division
Check Register Report
From: Jun 1, 2018 to Jun 30, 2018

Vendor Name	Description	Amount
CLARK BROS. INC.	PP#12 RETENTION-TRUST-Clearwell CT improvements #200105E	-2,737.38
	PP#12 THRU 5/20/18-Clearwell CT improvements #200105E	54,747.58
	PP#13 RETENTION-TRUST-Clearwell CT improvements #200105E	-21,090.05
	PP#13 THRU 6/20/18-Clearwell CT improvements #200105E	421,800.92
CLARK BROS. INC.		452,721.07
CLEAR CHANNEL OUTDOOR, INC.	BILLBOARDS 4/23-5/20	950.00
	BILLBOARDS 5/21-6/17	950.00
CLEAR CHANNEL OUTDOOR, INC.		1,900.00
CMJ INFORMATION TECHNOLOGY INC.	MAINT/SUPPORT MAY 2018	900.00
CMJ INFORMATION TECHNOLOGY INC.		900.00
COLE-PARMER INSTRUMENT INC.	SILICONE TUBING	350.79
COLE-PARMER INSTRUMENT INC.		350.79
CONCEPTINET	WEBSITE MAINTENANCE	2,565.00
	WEBSITE UPDATES	85.00
CONCEPTINET		2,650.00
CONTRACTOR COMPLIANCE & MONITORING	Labor Compliance Program - Grant Funded Projects	1,615.00
CONTRACTOR COMPLIANCE & MONITORING		1,615.00
COPPER EAGLE PATROL & SECURITY	APRIL MEETINGS	500.00
	EQUIPMENT GUARD 5/11	319.00
	GARDEN GUARD APRIL	1,247.40
	GARDEN GUARD MAY	1,254.00
	MAIN GATE GUARD APRIL	4,630.85
	MAIN GATE GUARD MAY	5,373.50
	PATROL SERVICES JUNE	3,135.00
	PATROL SERVICES MAY	3,135.00
COPPER EAGLE PATROL & SECURITY		19,594.75
CORE & MAIN LP	FLANGE HARDWARE	1,959.16
CORE & MAIN LP		1,959.16
CORNER BAKERY CAFE	HAZARD WASTE OPER TRAINING	103.95
	MTG RE: RATE OF PAY	107.80
CORNER BAKERY CAFE		211.75
CP SYSTEMS	MIC INSTALLATION	1,099.51
CP SYSTEMS		1,099.51
CRIS PEREZ	TUITION REIMBURSEMENT	1,776.32
CRIS PEREZ		1,776.32
CUSTOM CATERERS	BOD DINNER MTG 6/5/18	552.98
CUSTOM CATERERS		552.98
CV STRATEGIES	Customer Communications Plan	8,820.33
CV STRATEGIES		8,820.33
CYNTHIA BRADY	MAY MILEAGE	58.86
CYNTHIA BRADY		58.86
DAPPER TIRE	TIRES-UNIT #C64	795.18
DAPPER TIRE		795.18

Santa Clarita Valley Water Agency
Regional Division
Check Register Report
From: Jun 1, 2018 to Jun 30, 2018

Vendor Name	Description	Amount
DATALINK NETWORKS, INC	FCF PROJECT	28,200.00
DATALINK NETWORKS, INC		28,200.00
DAVID ROLAND MIHM	SMART CONTRLR REBATE	99.00
DAVID ROLAND MIHM		99.00
DAVID SCHWARTZ	SMART CONTRLR REBATE	150.00
DAVID SCHWARTZ		150.00
DAVID SILVER	SMART CONTRLR REBATE	109.00
DAVID SILVER		109.00
DAY WIRELESS SYSTEMS	Microwave Communications Link	5,160.00
DAY WIRELESS SYSTEMS		5,160.00
DEAN EFSTATHIOU	ACWA CONF EXP 5/8-11	728.60
	ACWA TRVL EXP 5/8-11	199.80
DEAN EFSTATHIOU		928.40
DEPARTMENT OF JUSTICE	FINGERPRINTING APR 18	32.00
	FINGERPRINTING MAY 18	64.00
DEPARTMENT OF JUSTICE		96.00
DEPARTMENT OF PUBLIC WORKS	STORAGE TANK TRANSFER	658.00
DEPARTMENT OF PUBLIC WORKS		658.00
DEPARTMENT OF TOXIC SUBSTANCES	WHITTAKER OFFSITE	1,257.85
DEPARTMENT OF TOXIC SUBSTANCES		1,257.85
DEPARTMENT OF WATER RESOURCES	APRIL DWR VARIABLE	596,953.00
	CONTRACT #160213-WATER SUPPLY CONTRACT PAYMENTS- JUNE	940,619.00
DEPARTMENT OF WATER RESOURCES		1,537,572.00
DESERT BUSINESS INTERIORS LLC	Office Furniture	3,850.38
	CONTROL ROOM CABINETS	4,500.00
DESERT BUSINESS INTERIORS LLC		8,350.38
DESIGN SPACE MODULAR BUILDINGS	TRAILER 4/19-5/18/18	1,329.43
	TRAILER 5/19-6/18/18	1,329.43
	TRAILER 6/19-7/18/18	1,329.43
DESIGN SPACE MODULAR BUILDINGS		3,988.29
DIRK MARKS	FUEL EXP 5/18	22.89
DIRK MARKS		22.89
DMV RENEWAL	VEHICLE REGISTRATION-TITLE CHANGE	400.00
DMV RENEWAL		400.00
DOLPHIN PROMOTIONS	GIVEAWAY ITEMS	2,718.65
	RELAY FOR LIFE SHIRTS	703.67
	SCVWA FIELD JACKETS	800.51
DOLPHIN PROMOTIONS		4,222.83
DONALD JAY MORRISSETTE JR.	SMART CONTRLR REBATE	150.00
DONALD JAY MORRISSETTE JR.		150.00
DUDEK	Grant Administration Services	702.13
DUDEK		702.13
DUSTIN THOMAS CARLIN	SMART CONTRLR. REBATE	109.00
DUSTIN THOMAS CARLIN		109.00
DWYER INSTRUMENTS, INC.	LEVEL TRANSDUCER	1,198.96
DWYER INSTRUMENTS, INC.		1,198.96

Santa Clarita Valley Water Agency
Regional Division
Check Register Report
From: Jun 1, 2018 to Jun 30, 2018

Vendor Name	Description	Amount
EDWARD GLADBACH	ACWA CONF EXP 5/8-10	171.69
	ACWA TRVL EXP 5/8-10	203.65
EDWARD GLADBACH		375.34
ELESWARAPU R. SUBBARAO	TURF REMOVAL REBATE	8,000.00
ELESWARAPU R. SUBBARAO		8,000.00
EMCOR SERVICES-MESA ENERGY SYSTEMS	Compressor and Repair Contract	3,500.30
EMCOR SERVICES-MESA ENERGY SYSTEMS		3,500.30
EMPLOYEE RELATIONS, INC.	BACKGROUND CHECK	159.35
	BACKGROUND CHECKS	259.35
EMPLOYEE RELATIONS, INC.		418.70
EMPLOYMENT DEVELOPMENT DEPT.	W/H 06/01/18	404.55
	W/H 06/15/18	404.55
EMPLOYMENT DEVELOPMENT DEPT.		809.10
ENERNOC, INC.	SCE CREDITS ANALYSIS REVIEW THRU 12/31/17	1,500.00
	SCE CREDITS ANALYSIS REVIEW THRU 03/31/18	1,500.00
	SCE CREDITS ANALYSIS REVIEW THRU 06/30/18	1,500.00
ENERNOC, INC.		4,500.00
ENVIRONMENTAL CONSTRUCTION, INC.	PP#9 THRU 5/29/18-Rio Vista Valve No. 2 Modifications Project #200010E	460,850.70
ENVIRONMENTAL CONSTRUCTION, INC.		460,850.70
ENVIRONMENTAL SAMPLING SUPPLY	40 ML AMBER	1,046.37
ENVIRONMENTAL SAMPLING SUPPLY		1,046.37
ESTIN PROMOTIONAL PRODUCTS	DIRECTOR SHIRTS-MG	85.37
ESTIN PROMOTIONAL PRODUCTS		85.37
EVAN DOSS	CERT RENEWAL	300.00
EVAN DOSS		300.00
EVOQUA WATER TECHNOLOGIES, LLC.	Deionized Water System Services	63.76
EVOQUA WATER TECHNOLOGIES, LLC.		63.76
FEATHERS CUSTOM SIGNS	OPEN HOUSE - BANNERS	147.83
	REBRAND OFFICE DOORS	821.25
FEATHERS CUSTOM SIGNS		969.08
FEDAK & BROWN LLP	AUDITORS	3,100.00
FEDAK & BROWN LLP		3,100.00
FEDEX	DELIVERY THRU 3/30	185.04
	DELIVERY THRU 4/13/18	64.78
	DELIVERY THRU 4/20/18	52.28
	DELIVERY THRU 4/27	18.97
	DELIVERY THRU 4/6/18	27.90
	DELIVERY THRU 5/15	354.48
	DELIVERY THRU 5/16	44.16
	DELIVERY THRU 5/7	22.08
	DELIVERY THRU 6/5	22.24
FEDEX		791.93
FIELDMAN, ROLAPP & ASSOCIATES, INC.	2008 COPS RATING CHANGE	168.00
	Financial Advisor Services	11,542.17
FIELDMAN, ROLAPP & ASSOCIATES, INC.		11,710.17

Santa Clarita Valley Water Agency
Regional Division
Check Register Report
From: Jun 1, 2018 to Jun 30, 2018

Vendor Name	Description	Amount
FIONA JAYNE PYKE	SMART CONTRLR. REBATE	103.84
FIONA JAYNE PYKE		103.84
FRANCHISE TAX BOARD	W/H 06/01/18	100.00
	W/H 06/15/18	100.00
	W/H 6/29/18	337.80
FRANCHISE TAX BOARD		537.80
FRESHERS, INC.	OPEN HOUSE-LEMONADE	750.00
FRESHERS, INC.		750.00
GARY MARTIN	ACWA CONF EXP 5/7-11	971.13
	ACWA TRAVEL 5/4-11/18	140.89
GARY MARTIN		1,112.02
GE INTERNATIONAL INC.	SERVICE TO ADJUST ATS	2,100.00
GE INTERNATIONAL INC.		2,100.00
GEORGE CARRILLO	OPEN HOUSE-DJ	500.00
GEORGE CARRILLO		500.00
GRAINGER, INC.	ITEM RETURN CREDIT	-251.59
	PUMP CONTROL PANEL	731.61
	SAFETY SUPPLIES	2,002.68
	TRACER STUDY ITEMS	4,022.07
GRAINGER, INC.		6,504.77
GRANDPOINT BANK	PP#9 ESCROW RETENTION--Rio Vista Valve No. 2 Modifications Project #200010E	24,255.30
GRANDPOINT BANK		24,255.30
GSE CONSTRUCTION COMPANY INC.	PP#10 THRU 4/30/18-Foothill Feeder Turnout #200905	114,357.20
	PP#11 THRU 5/31/18--Foothill Feeder Turnout #200905	218,025.00
	PP#9 THRU 3/31/18-Foothill Feeder Turnout #200905	257,165.00
GSE CONSTRUCTION COMPANY INC.		589,547.20
GSI WATER SOLUTIONS, INC.	Groundwater Model Conversion into MODFLOW Software	34,886.55
GSI WATER SOLUTIONS, INC.		34,886.55
HACH COMPANY	5500SC REAGENTS	815.54
	H2O ANALYSIS WORKSHOP	1,625.00
HACH COMPANY		2,440.54
HAROLD HARDEN HOLLOWAY	POOL COVER REBATE	199.99
HAROLD HARDEN HOLLOWAY		199.99
HASA, INC.	Bulk 12.5% Solution Sodium Hypochlorite - (Bleach)	1,080.37
HASA, INC.		1,080.37
HIDDEN KNOLL HOMEOWNERS	WBIC REBATE	2,775.00
HIDDEN KNOLL HOMEOWNERS		2,775.00
HILL BROTHERS CHEMICAL CO.	Bulk 19% Ammonium Hydroxide - (Aqua Ammonia)	7,084.63
HILL BROTHERS CHEMICAL CO.		7,084.63

Santa Clarita Valley Water Agency
Regional Division
Check Register Report
From: Jun 1, 2018 to Jun 30, 2018

Vendor Name	Description	Amount
HYDREX PEST CONTROL CO.	PEST SERVICE 2/8/18	54.00
	PEST SERVICE 3/8/18	54.00
	PEST SERVICE 4/27/18	133.00
	PEST SERVICE 4/6/18	54.00
	PEST SERVICE 5/21/18	74.00
	PEST SERVICE 5/23/18	133.00
	PEST SERVICE 5/7/18	54.00
HYDREX PEST CONTROL CO.		556.00
IRON MOUNTAIN	STORAGE/SHRED-JUNE 18	387.99
	STORAGE/SHRED-MAY'18	321.77
IRON MOUNTAIN		709.76
ISMAEL AGUILA LANDSCAPE SERVICE	BRUSH CLEARANCE	750.00
	Landscape Maintenance Agreement SCWD	275.00
	SLOPE BRUSH CLEARING	575.00
ISMAEL AGUILA LANDSCAPE SERVICE		1,600.00
JACQUE MCMILLAN	ACWA CONF EXP 5/7-11	1,056.74
	ACWA TRVL EXP 5/7-11	265.79
	CSDA EXP 5/21-24	509.67
	CSDA REG 5/21-24	275.00
	CSDA TRVL EXP 5/21-24	313.75
JACQUE MCMILLAN		2,420.95
JAMES A. PARKER	POOL COVER REBATE	119.15
JAMES A. PARKER		119.15
JAMES DONALD EHMAN	POOL COVER REBATE	184.99
JAMES DONALD EHMAN		184.99
JAMES LESERMAN	ENR SUBSCRIPTION	91.00
	MILEAGE EXP 5/10/18	16.90
	V-201 MTG 3/15,5/10	12.00
JAMES LESERMAN		119.90
JANINA M. SKORUS-NEELY	POOL COVER REBATE	182.69
JANINA M. SKORUS-NEELY		182.69
JASON CRAWFORD	SMART CONTRLR. REBATE	109.00
JASON CRAWFORD		109.00
JASON YIM	MILEAGE EXP 4/19	52.32
JASON YIM		52.32
JAYANTHI ROZARIO	POOL COVER REBATE	84.89
JAYANTHI ROZARIO		84.89
JEFFREY KOELEWYN	ACWA CONF EXP 5/7-11	752.90
	MILEAGE EXP 5/7-11	412.02
JEFFREY KOELEWYN		1,164.92
JENNIFER MCNERNEY	MAY MILEAGE	34.59
JENNIFER MCNERNEY		34.59
JOSEPH GOOD	SMART CONTRLR REBATE	99.00
JOSEPH GOOD		99.00

Santa Clarita Valley Water Agency
Regional Division
Check Register Report
From: Jun 1, 2018 to Jun 30, 2018

Vendor Name	Description	Amount
JP ARMAN COMPANY	Swale Restoration	8,977.80
	Storm and Erosion Maintenance for B&G	16,740.00
JP ARMAN COMPANY		25,717.80
JUAN VALDEZ	TURF REMOVAL REBATE	1,820.00
JUAN VALDEZ		1,820.00
KAREN CLARK	EDUCATION SUPPLIES	5.38
	MAY MILEAGE	22.89
KAREN CLARK		28.27
KAREN SONKSEN	MAY MILEAGE	56.40
KAREN SONKSEN		56.40
KATHERINE CAUSLAND	2018 H2O QUALITY RPT	581.25
	DESIGN SERVICE	750.00
KATHERINE CAUSLAND		1,331.25
KELLIE CHARLENE WARD HERRERA	SMART CONTRLR REBATE	150.00
KELLIE CHARLENE WARD HERRERA		150.00
KENNEDY/JENKS	On-Call Engineering and/or Construction Mgmt. and Inspection Services	26,975.96
	Grant Administration Services-Prop 84 Round 2 Implementation	2,553.75
	Proposition 84 IRWM Drought Grant Administration Services	17,012.78
	Upper Santa Clara River IRWM Plan Update - 2017	1,338.19
KENNEDY/JENKS		47,880.68
KHTS AM 1220	DIGITAL ADS - APRIL	3,000.00
	DIGITAL ADS - MARCH	3,000.00
KHTS AM 1220		6,000.00
KRISTIANNE CLARKE	TURF REMOVAL	1,846.00
KRISTIANNE CLARKE		1,846.00
KY-WON LEE	SMART CONTRLR REBATE	150.00
KY-WON LEE		150.00
LEE & RO, INC.	On-Call Engineering Const. Mgmt and Inspection Services E1415	19,660.51
LEE & RO, INC.		19,660.51
LEE'S MAINTENANCE SERVICE, INC.	Janitorial Services	17,363.26
LEE'S MAINTENANCE SERVICE, INC.		17,363.26
LEGALSHIELD	MEMBERSHIP DUES MAY; PAID BY EMPLOYEES	173.50
LEGALSHIELD		173.50
LISA WESLEY	TURF REMOVAL REBATE	3,272.00
LISA WESLEY		3,272.00
LOWE'S	PARTS AND MATERIALS	83.39
LOWE'S		83.39
LYNNE PLAMBECK	ACWA CONF EXP 5/8-10	297.69
	ACWA TRVL EXP 5/8-10	317.85
	SOCAL H2O TRAVEL 5/23	48.52
LYNNE PLAMBECK		664.06
MARI-CO MAIL SERVICE	Mail Services	657.50
MARI-CO MAIL SERVICE		657.50

Santa Clarita Valley Water Agency
Regional Division
Check Register Report
From: Jun 1, 2018 to Jun 30, 2018

Vendor Name	Description	Amount
MARIA GUTZEIT	ACWA CONF EXP 5/8-10	533.42
	ACWA TRVL EXP 5/8-10	115.87
MARIA GUTZEIT		649.29
MARK PASSAMANI	NETWORK LUNCH 5/16	34.09
MARK PASSAMANI		34.09
MATHESON TRI-GAS, INC.	Water Treatment Chemical - Bulk Liquid Oxygen	3,149.66
	Specialty Lab Gases	815.08
MATHESON TRI-GAS, INC.		3,964.74
MCMASTER CARR SUPPLY CO.	MASTER PADLOCKS	1,233.84
	PRESSURE RELIEF VALVE	88.13
	TANK, PIPES, FITTINGS	1,388.25
MCMASTER CARR SUPPLY CO.		2,710.22
MELLADY DIRECT MARKETING	KIOSK HEADERS & CARDS	958.13
MELLADY DIRECT MARKETING		958.13
METROHM USA	LAB CHEMICALS	423.08
METROHM USA		423.08
MICHAEL BAKER INTERNATIONAL, INC.	On-Call Engineering and/or CM and Inspection Services	3,857.10
MICHAEL BAKER INTERNATIONAL, INC.		3,857.10
MICHELE JANE OCAMPO FERRI	SMART CONTRLR REBATE	139.99
MICHELE JANE OCAMPO FERRI		139.99
MUNITEMPS	HERRERA W/E 5/13/18	1,782.00
	HERRERA W/E 5/27	3,960.00
	MORTIMER W/E 4/29/18	3,905.00
	MORTIMER W/E 5/6/18	990.00
MUNITEMPS		10,637.00
NAGASHILPA MUTHYALA	SMART CONTRLR. REBATE	150.00
NAGASHILPA MUTHYALA		150.00
NATIONAL CINEMEDIA, LLC	ONSCREEN ADS 5/25-6/2	1,958.33
	ONSCREEN ADS4/27-5/24	1,958.33
NATIONAL CINEMEDIA, LLC		3,916.66
NATIONAL CORROSION	CATHODIC PROTECTION	6,360.00
NATIONAL CORROSION		6,360.00
NEWHALL COUNTY WATER DISTRICT	SCU CASGEM MARCH	46.80
NEWHALL COUNTY WATER DISTRICT		46.80
NEWHALL SCHOOL DISTRICT	BUS TRIPS 1/17-2/28	3,775.58
NEWHALL SCHOOL DISTRICT		3,775.58
NEWHALL-VALENCIA LOCK & KEY	DUPLICATE KEYS-ADMIN	8.71
	Newhall Valencia Lock & Key Work, as Needed	642.51
NEWHALL-VALENCIA LOCK & KEY		651.22
NIDEC CONTROL TECHNIQUES	SI-ETHERNET	198.26
NIDEC CONTROL TECHNIQUES		198.26
OCCU-MED, LTD.	PRE-EMPLOYMENT PHYS	512.50
	PRE-EMPLOYMENT PHYS.	271.00
OCCU-MED, LTD.		783.50
OFFICE DEPOT	SUPPLIES AND SERVICES	1,227.60
OFFICE DEPOT		1,227.60

Santa Clarita Valley Water Agency
Regional Division
Check Register Report
From: Jun 1, 2018 to Jun 30, 2018

Vendor Name	Description	Amount
OLIN CORPORATION	Chemicals-Sodium Hydroxide 25%-50% Solution (Caustic Soda)	6,818.70
OLIN CORPORATION		6,818.70
PACIFIC HYDROTECH CORPORATION	PP#8 THRU 5/31/18-ESIPS Pipeline Improvements	411,003.25
	PP#9 THRU 6/30/18-ESIPS Pipeline Improvements	239,248.00
PACIFIC HYDROTECH CORPORATION		650,251.25
PACIFIC MOBILE STRUCTURES, INC.	MODULAR 4/24-5/23/18	1,314.00
PACIFIC MOBILE STRUCTURES, INC.		1,314.00
PACIFIC PRINTING COMPANY	ENVELOPES - REGIONAL	1,506.72
PACIFIC PRINTING COMPANY		1,506.72
PACIFIC WESTERN BANK	PP#8 ESCROW RETENTION-ESIPS Pipeline Improvements	21,631.75
	PP#9 ESCROW RETENTION-ESIPS Pipeline Improvements	12,592.00
PACIFIC WESTERN BANK		34,223.75
PANERA BREAD/RISEN BREAD LLC	ADMIN MTG 5/18	149.85
	AGENDA PLANNING 6/4	110.81
	AGENDA PLANNING MTG.	110.47
	INTERVIEW PANEL 5/1	138.76
	INTERVIEW PANEL 5/2	120.01
PANERA BREAD/RISEN BREAD LLC		629.90
PATRICIA Y KRUEGER	SMART CONTRLR REBATE	112.27
PATRICIA Y KRUEGER		112.27
PATRIOT ENVIRONMENTAL SERVICES	WASTE DISP. 3/28-4/26	2,783.53
	WASTE DISPOSAL 4/12	100.00
PATRIOT ENVIRONMENTAL SERVICES		2,883.53
PEST OPTIONS INC.	Weed Abatement and Pest Control	525.00
PEST OPTIONS INC.		525.00
PETER WOEGER	HACH TRAINING 5/22-24	294.18
	HACH-PARKING 5/22-24	24.00
	MILEAGE EXP 5/22-24	81.75
PETER WOEGER		399.93
PETERSON PRINTING & GRAPHICS	WATER QUALITY REPORTS	678.08
PETERSON PRINTING & GRAPHICS		678.08
PLANETBIDS, INC.	Support Services for PlanetBids PB System	39,632.30
	DATA INTEGRATION	12,500.00
PLANETBIDS, INC.		52,132.30
POOLE & SHAFFERY, LLP	Legislative Analysis	5,000.00
POOLE & SHAFFERY, LLP		5,000.00
PREMIERE GLOBAL SERVICES	4/20-5/19/18 SRVC	428.08
	5/20-6/19/18 SRVC	447.49
PREMIERE GLOBAL SERVICES		875.57
PSOMAS	FCF PUBLIC HEARING	27,003.42
PSOMAS		27,003.42
R.J. KELLY	ACWA TRAVEL EXP 5/7-11	542.73
R.J. KELLY		542.73

Santa Clarita Valley Water Agency
Regional Division
Check Register Report
From: Jun 1, 2018 to Jun 30, 2018

Vendor Name	Description	Amount
RAFTELIS FINANCIAL CONSULTANTS, INC	Facility Capacity Fees Development 2017	15,877.50
	Facility Capacity Fees 2018	8,447.50
RAFTELIS FINANCIAL CONSULTANTS, INC		24,325.00
RAININ INSTRUMENT, LLC	RC-L1000 TIPS LTS 1ML	250.84
	TIPS LTS 1ML	164.35
RAININ INSTRUMENT, LLC		415.19
RATTLER'S BAR-B-QUE CATERING	ALL EMPLOYEE BBQ 6/19	4,733.94
RATTLER'S BAR-B-QUE CATERING		4,733.94
RED HAWK FIRE & SECURITY	SEMIANNUAL FM200 INSP	1,500.00
RED HAWK FIRE & SECURITY		1,500.00
REEVES COMPLETE AUTO CENTER, INC.	LABOR/PARTS UNIT #I08	97.73
	LABOR/PARTS UNIT#C64	90.53
REEVES COMPLETE AUTO CENTER, INC.		188.26
REPUBLIC SERVICES	RENTAL APR/SRVC 4/26	397.56
	ROLL OFF RENTAL MAY	64.16
	SERVICE APRIL 2018	236.14
	SERVICE JUNE 2018	238.10
	SERVICE MAY 2018	236.14
REPUBLIC SERVICES		1,172.10
RICHARD TITUS	POOL COVER REBATE	170.96
RICHARD TITUS		170.96
RMC WATER AND ENVIRONMENT	On-Call Engineering and/or Construction Mngt and Inspection Services	80,114.02
RMC WATER AND ENVIRONMENT		80,114.02
ROCHELLE BENET KARLIN	SMART CONTRLR. REBATE	99.00
ROCHELLE BENET KARLIN		99.00
ROGER BAYRAMIAN	SMART CONTRLR REBATE	129.99
ROGER BAYRAMIAN		129.99
ROSEDALE-RIO BRAVO WATER STORAGE	DROUGHT RELIEF PROJ.	15,231.84
ROSEDALE-RIO BRAVO WATER STORAGE		15,231.84
ROSEMARY G. KINSELLA	TURF REMOVAL REBATE	2,006.00
ROSEMARY G. KINSELLA		2,006.00
ROYAL INDUSTRIAL SOLUTIONS	CRIMPER, DIE SET	5,927.51
	ELECTRICAL PARTS	1,025.84
	WIRE, SPLICES, PIPING	1,929.98
	WIRE,SPLICES,FITTINGS	8,978.54
ROYAL INDUSTRIAL SOLUTIONS		17,861.87
SAGE STAFFING	ARAGON W/E 4/15/18	1,120.00
	ARAGON W/E 4/29/18	1,152.00
	ARAGON W/E 5/20/18	1,296.00
	ARAGON W/E 5/6/18	1,408.00
SAGE STAFFING		4,976.00
SANTA CLARITA WATER DIVISION	4/9-5/7/18 SERVICE	780.51
	5/7-6/7/18 SERVICE	858.82
	SAUGUS WELLS MAINT.	1,372.13
	SAUGUS WELLS MAINT.	1,372.14
SANTA CLARITA WATER DIVISION		4,383.60

Santa Clarita Valley Water Agency
Regional Division
Check Register Report
From: Jun 1, 2018 to Jun 30, 2018

Vendor Name	Description	Amount
SC PUBLISHING INC.	ADVERTISING JUNE'18	900.00
SC PUBLISHING INC.		900.00
SCAQMD	AQMD FEE 7/17-6/18	128.61
	AQMD FEE FY 17/18	128.61
	AQMD FEE FY17/18	128.61
SCAQMD		385.83
SCOTT VALLEY BANK	PP#10 ESCROW RETENTION-Foothill Feeder Turnout #200905E	6,018.80
	PP#11 ESCROW RETENTION-Foothill Feeder Turnout #200905E	11,475.00
	PP#9 ESCROW RETENTION-Foothill Feeder Turnout #200905E	13,535.00
SCOTT VALLEY BANK		31,028.80
SCV CHAMBER OF COMMERCE	MEMB. DUES 3/18-3/19	2,500.00
SCV CHAMBER OF COMMERCE		2,500.00
SIDDHARTH VERMA	SMART CONTRLR. REBATE	79.97
SIDDHARTH VERMA		79.97
SKAGGS CONCRETE SAWING, INC.	CORE DRILLING 4/18	450.00
SKAGGS CONCRETE SAWING, INC.		450.00
SOLAR STAR CA. XXIV, LLC/ SUNPOWER	MAY 2018 SERVICE	24,620.48
SOLAR STAR CA. XXIV, LLC/ SUNPOWER		24,620.48
SOLAR STAR CA. XXVIII, LLC/SUNPOWER	MAY 2018 SERVICE	106,976.08
SOLAR STAR CA. XXVIII, LLC/SUNPOWER		106,976.08
SOUTHERN CALIFORNIA EDISON	BOUQUET PM 4/19-5/18	26.34
	CAMP PLENTY TURNOUT	35.58
	ESFP PS 4/30-5/30/18	4,412.16
	ESIPS SRVC 4/30-5/30	780.15
	HONBY PM 4/30-5/30/18	27.15
	HONBY PS 4/30-5/30/18	43.15
	LAKE HUGHES PIPE MTR.	31.34
	LOWER MESA PIPE METER	77.83
	N-2 TURNOUT 4/30-5/30	465.55
	NEWHALL RANCH RD PM	25.89
	RECH2O RESERVOIR	39.31
	RECYCLED WATER METER	3,686.94
	RVIPS SRVC 4/27-5/29	107,828.27
	RVWTP GATE 4/30-5/30	88.53
	SAUGUS1WELL 4/11-5/9	6,485.32
	SAUGUS2WELL 4/30-5/30	4,208.08
	SC LOW VOLTAGE METER	53.51
	SC-11 TURNOUT	35.32
	SC7 TURNOUT 4/13-5/14	52.56
	SCPS 4/30-5/30/18	56,668.39
	SCR 4/30-5/30/18	151.15
	SUMMIT 4/25-5/24	29.92
	SUMMIT CIR 4/24-5/23	410.43
	V-8 @ MCBEAN PKWY	27.29
SOUTHERN CALIFORNIA EDISON		185,690.16

Santa Clarita Valley Water Agency
Regional Division
Check Register Report
From: Jun 1, 2018 to Jun 30, 2018

Vendor Name	Description	Amount
STAPLES ADVANTAGE	ITEM RETURNED-SUPPLIES	-17.51
	OFFICE SUPPLIES-INK	77.73
STAPLES ADVANTAGE		60.22
STATE DISBURSEMENT UNIT	W/H 06/01/18	456.45
	W/H 06/15/18	456.45
STATE DISBURSEMENT UNIT		912.90
STATE WATER CONTRACTORS	BAY DELTA FY 18/19	126,154.00
	CREDIT FY 18/19	-17,314.00
	ENERGY FUND FY 18/19	12,797.00
	MEMBER DUES FY 18/19	75,972.00
STATE WATER CONTRACTORS		197,609.00
STAY GREEN INC.	Conservation Garden Maintenance Stay Green	9,114.00
	Maintenance Stay Green Inc.	7,250.00
STAY GREEN INC.		16,364.00
STEPHANIE KNUDSON	MAY MILEAGE	61.30
STEPHANIE KNUDSON		61.30
STEVEN G. NGUYEN	SMART CONTRLR REBATE	150.00
STEVEN G. NGUYEN		150.00
STEVEN LEET	SMART CONTRLR. REBATE	149.99
STEVEN LEET		149.99
STRADLING, YOCCA, CARLSON & RAUTH	SRVCS THRU 4/30/18	2,877.00
STRADLING, YOCCA, CARLSON & RAUTH		2,877.00
STUART GLENN THOMPSON	SMART CONTRLR REBATE	150.00
STUART GLENN THOMPSON		150.00
SULPHUR SPRINGS SCHOOL DISTRICT	BUS TRIPS THRU 4/12	889.25
SULPHUR SPRINGS SCHOOL DISTRICT		889.25
SUMMIT POINTE OWNERS ASSOCIATION	ASSESSMENT FOR 26505	1,345.34
	ASSESSMENT FOR 26501	1,716.44
SUMMIT POINTE OWNERS ASSOCIATION		3,061.78
SUNWEST ENGINEERING	UST and AST Preventive Inspections, Certifications and DO Training	149.35
SUNWEST ENGINEERING		149.35
TALLEY COMMUNICATIONS INC.	HOUSE BRACKET	572.08
	PARTS-RADIO ANNTENA	711.70
TALLEY COMMUNICATIONS INC.		1,283.78
TAMERA BASTIAANS	MAY MILEAGE	58.85
TAMERA BASTIAANS		58.85
TEGRAN KOUSHINIAN	SMART CONTRLR REBATE	130.50
TEGRAN KOUSHINIAN		130.50
THATCHER COMPANY OF CALIFORNIA, INC	Liquide Chlorine Gas	11,231.00
THATCHER COMPANY OF CALIFORNIA, INC		11,231.00
THE GAS COMPANY	5/16/18-6/15/18 SRVC	20.97
	5/18/18-6/19/18 SRVC	1,856.99
THE GAS COMPANY		1,877.96
THERMO ELECTRON NA LLC	LAB SUPPLIES	6,808.36
THERMO ELECTRON NA LLC		6,808.36

Santa Clarita Valley Water Agency
Regional Division
Check Register Report
From: Jun 1, 2018 to Jun 30, 2018

Vendor Name	Description	Amount
TODD GROUNDWATER	Groundwater Modeling Services	51,436.50
TODD GROUNDWATER		51,436.50
TPX COMMUNICATIONS	RVWTP SRVC 6/16-7/15	825.67
TPX COMMUNICATIONS		825.67
TRAVIS HILLS	SMART CONTRLR REBATE	150.00
TRAVIS HILLS		150.00
ULTRA SCIENTIFIC	IRON STANDARD 1000 UG	59.95
ULTRA SCIENTIFIC		59.95
UNDERGROUND SERVICE ALERT	SERVICE APRIL 2018	95.80
UNDERGROUND SERVICE ALERT		95.80
UNITED RECORDS MANAGEMENT, INC.	Data Imaging Services	250.00
UNITED RECORDS MANAGEMENT, INC.		250.00
UNITED STATES POSTAL SERVICE	REPLENISH POSTAGE MTR	2,500.00
UNITED STATES POSTAL SERVICE		2,500.00
US BANK	2016A USCVJPA TRUSTEE FEES	2,000.00
US BANK		2,000.00
VALENCIA LAKESHORE CONDOMINIUM	LL TURF REMOVAL	10,984.00
VALENCIA LAKESHORE CONDOMINIUM		10,984.00
VALENCIA-MAYFAIR HOMEOWNERS ASSOC.	LL TURF REMOVAL	1,338.00
VALENCIA-MAYFAIR HOMEOWNERS ASSOC.		1,338.00
VALI COOPER & ASSOCIATES, INC.	On-Call Construction Management and Inspection Services	81,646.53
VALI COOPER & ASSOCIATES, INC.		81,646.53
VALLEY PUBLICATIONS	CC MAG/WEB AD-MAY	327.00
	CC MAG/WEB ADS-JUNE	327.00
VALLEY PUBLICATIONS		654.00
VAUGHAN'S INDUSTRIAL REPAIR CO. INC	On-call Emergency Maintenance	17,163.74
VAUGHAN'S INDUSTRIAL REPAIR CO. INC		17,163.74
VERIZON WIRELESS	CIMIS 5/11-6/10/18	38.01
	SERVICE 5/11-6/10/18	2,066.45
	TELEMETRY 4/24-5/23	839.39
VERIZON WIRELESS		2,943.85
VERTEX SURVEY, INC.	As-Needed Surveying Services	12,000.00
VERTEX SURVEY, INC.		12,000.00
VINCENZO'S PIZZA INC.	MTG - REC H2O MAIN	182.07
	OPEN HOUSE-STAFF PIZZA	403.74
VINCENZO'S PIZZA INC.		585.81
VWR SCIENTIFIC INC.	4TH GRADE PROTOZOA	76.75
	THIOACETAMIDE 98%	88.48
	TRYPTICASE SOY AGAR	19.91
VWR SCIENTIFIC INC.		185.14
WAGeworks, INC.	APRIL 2018 SERVICE	265.20
	MAY 2018 SERVICE	267.20
WAGeworks, INC.		532.40
WATER CONSULTANCY, INC.	General Engineering Services	1,160.00
WATER CONSULTANCY, INC.		1,160.00

Santa Clarita Valley Water Agency
Regional Division
Check Register Report
From: Jun 1, 2018 to Jun 30, 2018

Vendor Name	Description	Amount
WAXIE SANITARY SUPPLY	JANITORIAL SUPPLIES	1,216.55
WAXIE SANITARY SUPPLY		1,216.55
WEST CREEK WEST HILLS	CII/LL WBIC REBATE	31,900.00
WEST CREEK WEST HILLS		31,900.00
WEST YOST ASSOCIATES	Saugus Formation VOC Investigation	871.43
WEST YOST ASSOCIATES		871.43
WHEELER COMPANY	Water Resources and Outreach Consulting Services	6,035.00
WHEELER COMPANY		6,035.00
WOLF CREEK RESTAURANT BREWING	BOD DINNER MTG 6/19	458.89
WOLF CREEK RESTAURANT BREWING		458.89
WOODARD & CURRAN INC.	On-Call Engineering and/or Construction Mgmt and Inspection Services	21,904.97
WOODARD & CURRAN INC.		21,904.97
X-ACT TECHNOLOGY SOLUTIONS, INC.	HARDWARE/LICENSING/SV	92,905.96
	HARDWARE/SOFTWARE	98,481.17
	NETWORK/DOMAIN CONSLDTN.	73,771.00
X-ACT TECHNOLOGY SOLUTIONS, INC.		265,158.13
ZEE MEDICAL SERVICE, INC. #34	FIRST AID REFILLS	890.51
	WR FIRST AID REFILLS	14.40
ZEE MEDICAL SERVICE, INC. #34		904.91
Summary		6,080,812.19

AP Check Register with GL Distributions

Date Range: 6/1/2018 to 6/30/2018

Check No.	Ck Date	Vendor Name /	Inv Date	Amount	GL Account	Description
CIP		Construction in Progress				
111139	6/1/2018	ADVANTECH CORPORATION 93093132	5/8/18	2,864.82	0300-00-1031 (1) Sub Masters Monitor - 300-1031	
111140	6/1/2018	AEROTEK ENVIRONMENTAL OE01608116	5/24/18	635.25	0300-00-1029 Temp Labor 5/7-5/11/18 - RP 300-1029	
111156	6/1/2018	SKAUG TRUCK BODY WORKS 39035	5/8/18	15,796.00	0300-00-1030 Dodge Utility Bed - Unit #81 300-1030	
		38907	3/21/18	17,446.00	0300-00-1030 Dodge Utility Bed - Unit #80 300-1030	
111160	6/7/2018	AEROTEK ENVIRONMENTAL OE01611284	5/31/18	1,028.50	0300-00-1029 Temp Labor 5/14-5/18/18 - RP 300-1029	
		OE01611284	5/31/18	22.69	0300-00-1029 Temp Labor 5/14-5/18/18 - RP 300-1029	
111163	6/7/2018	AQUA-FLO SUPPLY SI1209966	5/31/18	31.38	0300-00-1039 (2) Nipple, (2) Coupling, (3) Elbow - 300-1039	
		SI1209900	5/30/18	17.86	0300-00-1039 (5) Electrical Elbow - 300-1039	
111166	6/7/2018	AV EQUIPMENT RENTALS INC 169044.1.2	5/18/18	50.00	0300-00-1039 (1) Concrete Vibrator Rental 5/17-5/18/18 - 300-1039	
111174	6/7/2018	DAN'S WELDING SERVICE 84	6/5/18	3,467.00	0300-00-1039 (1) Chem Locker - Newhall Tank 4A 300-1039	
111185	6/7/2018	LOWE'S 5/17/18	5/17/18	21.25	0300-00-1039 Tools & Supplies 5/18 - 300-1039	
111186	6/7/2018	MCCROMETER, INC. 510856RI	5/16/18	24,021.71	0300-01-0325 Mag Meters - Castaic Northlake Pump Station 301-0325	
111190	6/7/2018	RICKER CONSTRUCTION INC. 5243	3/23/18	14,079.00	0300-00-1025 Asphalt Repairs - The Old Rd 300-1025	
		5288	5/30/18	4,587.00	0300-00-1037 Asphalt Repairs - 4th St & Race St 300-1037	
		5277	5/10/18	7,116.00	0300-00-1027 Asphalt Moratorium - Neargate Dr 300-1027	
111191	6/7/2018	RMC, A WOODARD & CURRAN CO 26002	5/30/18	52,429.26	0300-00-1021 Phase 2C Recycled Water Main Extension 5/18 - 300-1021	
111192	6/7/2018	ROYAL INDUSTRIAL SOLUTIONS 8870-553437	5/31/18	37.54	0300-00-1039 (2) Adapter, (1) PVC Box, (2) Conduit Lock Nut - 300-1039	
111198	6/7/2018	THE KREGO CORP 26459	5/29/18	13,195.00	0300-00-1031 SCADA Panel - Newhall Booster Station #2 300-1031	
111201	6/7/2018	TRENCH SHORING CO., INC. 1140011-0001	5/15/18	406.75	0300-00-1029 Shoring Rental 5/2-5/14/18 - 300-1029	
111216	6/14/2018	AV EQUIPMENT RENTALS INC 170309.1.1	6/6/18	7.88	0300-00-1039 (1) Washer - 300-1039	
		170344.1.1	6/13/18	15.77	0300-00-1039 (2) Washers - 300-1039	
111222	6/14/2018	CONNECTRONICS S3574559.001	5/17/18	4,203.30	0300-00-1031 SCADA Panels - Newhall Booster #2 300-1031	
		S3574559.002	5/21/18	233.60	0300-00-1031 4yr Access Point Wrnty,4yr Subscriber Module Wrnty 300-1031	
111249	6/14/2018	RICKER CONSTRUCTION INC. 5220	2/20/18	4,995.00	0300-00-975B Asphalt Repairs - 23450 Newhall Ave 300-975B	
111250	6/14/2018	ROYAL INDUSTRIAL SOLUTIONS 8870-553541	6/4/18	96.10	0300-00-1039 (1) Connector, (2) Locknut, (1) Drill Set - 300-1039	

Santa Clarita Valley Water Agency
Newhall Division

Check No.	Chk Date	Vendor Name /	Inv Date	Amount	GL Account	Description
111251	6/14/2018	RYAN HERCO PRODUCTS CORP				
		8956580	5/18/18	68.50	0300-00-1039 (6) Hose Clamps - 300-1039	
		8956579	5/17/18	416.19	0300-00-1039 (100) ft. Tubing, (2) Tank Adapter, (1) Flange - 300-1039	
		8959525	5/22/18	99.84	0300-00-1039 (2) PVC Adapter - 300-1039	
111266	6/14/2018	VALENCIA BUILDING MATERIALS CO., INC				
		288407	5/8/18	50.36	0300-00-1029 (1) Rapid Set Mortar, (8) bags Pea Gravel 300-1029	
		6130	5/15/18	131.40	0300-00-1039 (1) 1/2 yd. U-Card Concrete 300-1039	
111272	6/21/2018	AQUA-FLO SUPPLY				
		SI1219723	6/18/18	8.51	0300-01-0325 (3) 2" Threaded PVC Cap 301-0325	
111275	6/21/2018	BMC WEST LLC				
		58379842-00	6/18/18	53.77	0300-00-1039 Douglas Fir Lumber, (1) bx Screws, (1) Rebar - 300-1039	
111281	6/21/2018	DAN'S WELDING SERVICE				
		85	6/14/18	2,090.00	0300-01-0325 (4) Meter Control Brackets, Replace Mag Meters - 301-0325	
111291	6/21/2018	PADILLA ELECTRIC BUILDERS INC				
		18-6112	6/12/18	4,410.00	0300-00-1039 Electrical Work - Newhall Tank #4 & #4A - 300-1039	
111293	6/21/2018	RYAN HERCO PRODUCTS CORP				
		8965264	5/30/18	79.41	0300-00-1039 (8) Male Adapters 300-1039	
		8959163	5/29/18	1,344.75	0300-00-1039 Misc. Fittings & Supplies - 300-1039	
111309	6/28/2018	ANDEL ENGINEERING CO				
		06004-05209	6/15/18	2,776.00	0300-00-975D Prepare Water Plans - Newhall Ave 300-975D	
111312	6/28/2018	BMC WEST LLC				
		58435666-00	6/25/18	18.37	0300-01-0325 Douglas Fir Lumber - 301-0325	
111320	6/28/2018	FERGUSON ENTERPRISES INC #1350				
		6218058	6/18/18	25.33	0300-01-0325 (8) Adapters - 301-0325	
111326	6/28/2018	LOWE'S				
		6/17/18	6/17/18	36.38	0300-00-1039 Tools & Supplies 5/18 - 300-1039	
111332	6/28/2018	STEVIE-D SERVICES				
		1806	5/25/18	2,275.00	0300-02-0169 Installation of ChlorTec T-24 - Stetson Ranch 302-0169	
CONDEP		Construction Meter Deposit Refunds				
005458	6/7/2018	BC ENVIRONMENTAL				
		08784	6/6/18	1,200.00	2720-00 Refund Constr Meter Deposit A/C #24124	
005459	6/7/2018	SHARMA GENERAL ENGINEERING				
		08783	6/6/18	1,200.00	2720-00 Refund Constr Meter Deposit A/C #23293	
005460	6/7/2018	NORRIS WHITMORE				
		08782	6/6/18	1,200.00	2720-00 Refund Constr Meter Deposit A/C #24073	
CONSER		Conservation/BMP/MOU				
111255	6/14/2018	SCV WATER - VALENCIA WATER DIVISION				
		10351	6/6/18	2,517.70	7170-00 2017 Annual Report & Residential Water Survey Plan 3/18	
CUSREF		Customer Refunds				
111181	6/7/2018	BRANDON HAHN				
		08781	6/6/18	1,311.66	1610-00 Refund CR Balance - Open A/C #08826 Overpayment	
111211	6/14/2018	AGUA DULCE WATER TRUCKS & TRANSPORTATION				
		08797	6/12/18	422.70	1610-00 Refund CR Balance - Closed A/C #24112	
111212	6/14/2018	ERIN ALFIERI				
		08791	6/12/18	93.57	1610-00 Refund CR Balance - Closed A/C #21276	
111215	6/14/2018	DAVID ANDERSON				
		08785	6/12/18	66.52	1610-00 Refund CR Balance - Closed A/C #03123	
111217	6/14/2018	BC ENVIRONMENTAL				
		08798	6/12/18	430.22	1610-00 Refund CR Balance - Closed A/C #24124	

Santa Clarita Valley Water Agency
Newhall Division

Check No.	Ck Date	Vendor Name /	Inv Date	Amount	GL Account	Description
111220	6/14/2018	PAUL A CARROLL 08787	6/12/18	132.73	1610-00	Refund CR Balance - Closed A/C #09189
111229	6/14/2018	RAY FREELAND 08789	6/12/18	90.00	1610-00	Refund CR Balance - Closed A/C #20069
111232	6/14/2018	PAMELA GREGUS 08796	6/12/18	29.65	1610-00	Refund CR Balance - Closed A/C #24040
111237	6/14/2018	JAMES LIFTON 08794	6/12/18	60.58	1610-00	Refund CR Balance - Closed A/C #22093
		08793	6/12/18	26.08	1610-00	Refund CR Balance - Closed A/C #22091
111243	6/14/2018	TAMI ONORI 08786	6/12/18	228.38	1610-00	Refund CR Balance - Closed A/C #04321
111252	6/14/2018	GUS SAID 08790	6/12/18	4.83	1610-00	Refund CR Balance - Closed A/C #20448
111254	6/14/2018	TOM SCHREY 08788	6/12/18	86.62	1610-00	Refund CR Balance - Closed A/C #19536
111257	6/14/2018	SHARMA GENERAL ENGINEERING 08795	6/12/18	369.84	1610-00	Refund CR Balance - Closed A/C #23293
111260	6/14/2018	ALF E SMITHEY 08792	6/12/18	251.56	1610-00	Refund CR Balance - Closed A/C #21415
111264	6/14/2018	NANCY STERN 08799	6/12/18	627.83	1610-00	Refund CR Balance - Open A/C #11867 Overpayment
DIREMP	Director/Employee Expense					
111162	6/7/2018	AMERICAN EXPRESS 5/29/18	5/29/18	657.43	7165-00	Office Supp, Meals, IT Supp, Hotel, ACWA Conf, Tire Rpr 5/18
111199	6/7/2018	TRANSAMERICA EMPLOYEE BENEFITS 2502905872	5/31/18	372.78	2661-00	Universal Life 5/18
111203	6/7/2018	US BANK 5/22/18	5/22/18	778.82	7165-00	Office Supp, Meals, Tools, LeadershipTraining, Car Wash 5/18
111247	6/14/2018	MATTHEW RANDOLPH 08631	6/13/18	76.00	7191-00	Class A License Reimb.
111311	6/28/2018	DONALD BEST 08633	6/25/18	100.00	7160-00	T3 Application Fee Reimb.
111325	6/28/2018	LEGALSHIELD 6/15/18	6/15/18	202.30	2661-00	Employee Services 6/18
DUES	Dues/Memberships/Certification					
111162	6/7/2018	AMERICAN EXPRESS 5/29/18	5/29/18	5,117.01	7163-00	Office Supp, Meals, IT Supp, Hotel, ACWA Conf, Tire Rpr 5/18
		5/29/18	5/29/18	385.82	7161-00	Office Supp, Meals, IT Supp, Hotel, ACWA Conf, Tire Rpr 5/18
111203	6/7/2018	US BANK 5/22/18	5/22/18	45.00	7161-00	Office Supp, Meals, Tools, LeadershipTraining, Car Wash 5/18
		5/22/18	5/22/18	29.97	7163-00	Office Supp, Meals, Tools, LeadershipTraining, Car Wash 5/18
111206	6/7/2018	X-ACT TECHNOLOGY SOLUTIONS, INC. 21706	12/8/17	1,300.00	7163-00	(3) Meraki Access Point, (1) 3yr Meraki Access Point License
111213	6/14/2018	AMERICAN PUBLIC WORKS ASSOCIATION 622446-14	5/7/18	825.00	7161-00	Membership Renewal 8/1/18-7/31/19
111224	6/14/2018	DCSE, INC INVOICE 3	5/18/18	3,150.00	7163-00	WSA Technical Support 1/1-4/30/18
111295	6/21/2018	SOUTH COAST AQMD 3292925	6/1/18	406.79	5315-00	Annual Operating Fee - Shadow Pines #37092
		3295395	6/1/18	131.79	5315-00	Emissions Fees - Shadow Pines FY 18-19

Santa Clarita Valley Water Agency
Newhall Division

Check No.	Ck Date	Vendor Name /	Inv Date	Amount	GL Account	Description
111297	6/21/2018	STATE WATER RESOURCES CONTROL BOARD 08632	6/14/18	750.00	5315-00	2017 Annual Notice of Groundwater Extraction & Diversion
111302	6/21/2018	WELLSPRING SOFTWARE 31767	5/29/18	115.00	7163-00	PrintBoss Service Contract Renewal 7/11/18-7/11/19
111333	6/28/2018	SWRCB-DWOCF 08634	6/26/18	90.00	7160-00	D3 Certification Fee - TA
INSUR	Insurance					
111208	6/14/2018	ACWA-JPIA/CB&T 0556940	6/4/18	51,454.40	7131-00	Health Benefits 7/18
		0556940	6/4/18	2,948.30	1680-00	Health Benefits 7/18
		0556940	6/4/18	4,975.07	7133-00	Health Benefits 7/18
		0556940	6/4/18	515.79	7129-00	Health Benefits 7/18
		0556940	6/4/18	77.55	7127-00	Health Benefits 7/18
111210	6/14/2018	AFLAC 945412	6/9/18	1,473.24	2661-00	Insurance Premium 5/13-6/9/18
111289	6/21/2018	THE LINCOLN NATIONAL LIFE INSURANCE CO. 3692276907	6/8/18	642.72	7131-00	Life & Disability Insurance 7/18
		3692276907	6/8/18	655.20	7132-00	Life & Disability Insurance 7/18
111301	6/21/2018	WAGE WORKS INV764822	6/15/18	141.00	7191-00	Aflac Services 5/18
		INV709192	5/15/18	141.00	7191-00	Aflac Services 4/18
INV	Inventory					
111148	6/1/2018	FAMCON PIPE AND SUPPLY INC 205798	5/7/18	1,434.45	1810-00	(2) 10" Saddle, (2) 10" Elbow, (8) 10" Flange Adapter
		205852	5/9/18	2,359.73	1810-00	(30) Mega Lug
111150	6/1/2018	GRISWOLD INDUSTRIES 744601	5/7/18	4,450.57	1810-00	Cla-Val Inventory
111223	6/14/2018	CORE & MAIN LP I889677	5/22/18	5,022.47	1810-00	(1) 8" Octave Meter
		I905877	5/22/18	5,313.49	1810-00	(4) Gate Valve, (2) Adapter
111227	6/14/2018	FAMCON PIPE AND SUPPLY INC 206294	5/21/18	2,041.52	1810-00	(40) Couplings, (20) Steel Pipe
		206419	5/23/18	9,789.30	1810-00	(20) 24" Mega Lug W/EPDM
111319	6/28/2018	FAMCON PIPE AND SUPPLY INC 206740	6/1/18	26,192.40	1810-00	(16) Fire Hydrants
LEGAL	Professional Services - Legal					
111184	6/7/2018	LAGERLOF, SENECAL, GOSNEY & KRUSE, LLP 55917	5/10/18	908.00	7151-00	General Matters - Public Water Agencies Group 1/18-4/18
MAINT	Maintenance and Services					
111140	6/1/2018	AEROTEK ENVIRONMENTAL OE01608116	5/24/18	453.75	5525-00	Temp Labor 5/7-5/11/18 - RP 300-1029
111152	6/1/2018	KNUDTSON BUILDING MAINTENANCE 121582	5/24/18	1,207.00	7221-00	Janitorial Services 5/18
		121582	5/24/18	403.00	5755-00	Janitorial Services 5/18
111158	6/1/2018	VULCAN MATERIALS CO. 71815507	5/11/18	660.00	5425-00	(2) LF Mixed Semi 5/1/18
111160	6/7/2018	AEROTEK ENVIRONMENTAL OE01611284	5/31/18	302.50	5525-00	Temp Labor 5/14-5/18/18 - RP 300-1029
111162	6/7/2018	AMERICAN EXPRESS 5/29/18	5/29/18	101.68	5525-00	Office Supp, Meals, IT Supp, Hotel, ACWA Conf, Tire Rpr 5/18

Santa Clarita Valley Water Agency
Newhall Division

Check No.	Ck Date	Vendor Name /	Inv Date	Amount	GL Account	Description
111167	6/7/2018	BATTERY SOLUTIONS INC A262942	5/11/18	185.80	5555-00	MXU & Battery Recycling Service
111175	6/7/2018	EAGLE ONE PROTECTION INC R34548	5/31/18	84.00	5755-00	Monitoring Security System 6/18
111176	6/7/2018	EUROFINS EATON ANALYTICAL INC L0387979 L0387978 L0387992 L0387994 L0391482 L0389169 L0392154 L0392919 L0387981 L0389168	5/10/18 5/10/18 5/7/18 5/9/18 5/21/18 5/9/18 5/24/18 5/29/18 5/9/18 5/9/18	150.00 300.00 240.00 450.00 20.00 10.00 20.00 20.00 320.00 20.00	5315-00	Water Analysis 4/12/18 - Pinetree Well #5 Water Analysis 4/12/18 - Newhall Well #12 & #13 Water Analysis 4/12/18 - Tesoro Water Analysis 4/12/18 - Castaic Well #1, #2, #7 Water Analysis 5/10/18 - Manganese Blending Water Analysis 5/3/18 - Castaic Well #2 Water Analysis 5/17/18 - Manganese Blending Water Analysis 5/24/18 - Manganese Blending Water Analysis 4/12/18 - Pinetree Well #5 Water Analysis 5/3/18 - Manganese Blending
111177	6/7/2018	EXPERIAN CD1902008858	5/25/18	177.41	5525-00	Credit Checks 5/18
111200	6/7/2018	TRAFFIC MANAGEMENT PRODUCTS, INC. 419118	5/3/18	211.88	5755-00	(150) Red & White Reflective Tape
111202	6/7/2018	UNDERGROUND SERVICE ALERT 520180474	6/1/18	171.70	5425-00	(98) Dig Alerts 5/18
111203	6/7/2018	US BANK 5/22/18	5/22/18	158.89	5765-00	Office Supp, Meals, Tools, Leadership Training, Car Wash 5/18
111209	6/14/2018	AEROTEK ENVIRONMENTAL OE01614501	6/7/18	544.50	5525-00	Temp Labor 5/21-5/25/18 - RP
111214	6/14/2018	AMERICAN BUSINESS MACHINES 393320	6/7/18	1,334.99	7225-00	Canon Copiers Maintenance 6/4-9/3/18
111218	6/14/2018	BUSH & DAUGHTERS REPAIR SERVICE 1678 1679 1677	5/19/18 5/19/18 5/19/18	212.50 255.00 85.00	5765-00	Repairs to Radiator Level Sensor - Hydro Station Generator Change Oil & Filter - Warehouse CAT Repairs to Blower
111236	6/14/2018	JM MCKINNEY COMPANY V146658	6/1/18	630.25	5765-00	Repairs to Pipe Freezer #1798585
111256	6/14/2018	SCV WATER - SANTA CLARITA DIVISION 8386 8386	6/7/18 6/7/18	1,452.65 50.00	5455-00 5315-00	Copperhill Repairs, Edison, Akel Eng, Eurofins, FedEx 4/18 Copperhill Repairs, Edison, Akel Eng, Eurofins, FedEx 4/18
111259	6/14/2018	SKAGGS CONCRETE SAWING INC 2140	5/17/18	300.00	5455-00	Saw Cut - 24347 Newhall Ave
111263	6/14/2018	STEVIE-D SERVICES 1807	6/7/18	1,170.00	5375-00	Programming & Upgrades - TDF
111267	6/14/2018	VANTAGE AIR, INC. 54953	5/23/18	557.83	5755-00	Service & Repair Ice Machine
111268	6/14/2018	WATER WELL SUPPLY INC. 18445	5/31/18	1,925.00	5275-00	Replace Motor - Pinetree Booster #1
111279	6/21/2018	CONFIDENTIAL DATA DESTRUCTION COMPANY 36872	6/11/18	38.00	7221-00	Shredding Services 6/11/18
111280	6/21/2018	COURIER-MESSENGER INC. 20624	5/31/18	300.00	5525-00	Courier Services 5/18
111281	6/21/2018	DAN'S WELDING SERVICE 86	6/20/18	380.00	5175-00	Weld New Well Cap

Santa Clarita Valley Water Agency
Newhall Division

Check No.	Ck Date	Vendor Name /	Inv Date	Amount	GL Account	Description
111290	6/21/2018	OC TANK TESTING, INC 19211	5/24/18	624.78	5755-00	Vapor Test - Above Ground Fuel Tank
111291	6/21/2018	PADILLA ELECTRIC BUILDERS INC 18-61111 18-6113 18-6114	6/12/18 6/12/18 6/12/18	3,487.68 899.44 1,647.50	5275-00 5275-00 5375-00	Repairs to Motor - Pinetree Booster #2 Pump #1 & #2 Repairs to Air Compressor - N-4 Surge Tank Repairs to Ammonia Pump
111306	6/28/2018	AIPM 126967 129832 130713 127352 128770 125772 126190 128349 129419	3/8/18 5/24/18 6/16/18 3/22/18 4/26/18 2/6/18 2/20/18 4/12/18 5/10/18	55.00 55.00 55.00 55.00 55.00 55.00 55.00 55.00 55.00	5755-00 7221-00 5755-00 7221-00 7221-00 5755-00 7221-00 5755-00 5755-00	Insect Control - Warehouse 3/18 Insect Control - Office 5/18 Insect Control - Warehouse 6/18 Insect Control - Office 3/18 Insect Control - Office 4/18 Insect Control - Warehouse 2/18 Insect Control - Office 2/18 Insect Control - Warehouse 4/18 Insect Control - Warehouse 5/18
111308	6/28/2018	AMTECH ELEVATOR SERVICES DVA08379718	6/20/18	191.97	7221-00	Elevator Maintenance 7/18
111318	6/28/2018	EUROFINS EATON ANALYTICAL INC L0396965 L0396103 L0395505 L0394192	6/19/18 6/14/18 6/12/18 6/5/18	20.00 10.00 20.00 20.00	5315-00 5315-00 5315-00 5315-00	Water Analysis 6/14/18 - Manganese Blending Water Analysis 6/7/18 - Castaic Well #2 Water Analysis 6/7/18 - Manganese Blending Water Analysis 5/31/18 - Manganese Blending
111323	6/28/2018	GREENSET LANDSCAPING MAY-1 MAY-1 MAY-1 MAY-1 MAY-1 MAY-1	6/1/18 6/1/18 6/1/18 6/1/18 6/1/18 6/1/18	375.00 225.00 150.00 250.00 250.00 450.00	5415-00 5225-00 5435-00 7221-00 5755-00 5415-00	Landscape Maintenance 5/18 Landscape Maintenance 5/18 Landscape Maintenance 5/18 Landscape Maintenance 5/18 Landscape Maintenance 5/18 Landscape Maintenance 5/18
111324	6/28/2018	KNUDTSON BUILDING MAINTENANCE 121709 121709	6/24/18 6/24/18	1,207.00 403.00	7221-00 5755-00	Janitorial Services 6/18 Janitorial Services 6/18
MATSUP		Material and Supply Expense				
111141	6/1/2018	AIRGAS SPECIALTY PRODUCTS 131541214 131541240 131541213	5/3/18 5/3/18 5/3/18	950.68 841.84 356.09	5330-00 5330-00 5330-00	Ammonium Hydroxide Solution - Castaic Ammonium Hydroxide Solution - Newhall Ammonium Hydroxide Solution - Tesoro
111142	6/1/2018	AQUA-FLO SUPPLY SI1206757	5/23/18	63.87	5325-00	Misc. Fittings
111145	6/1/2018	CORTECH ENGINEERING 49645955	5/9/18	2,842.46	5325-00	(2) Chlorine Pumps
111146	6/1/2018	CORE & MAIN LP I816189	5/3/18	1,305.24	5425-00	(160) Marking Whiskers
111148	6/1/2018	FAMCON PIPE AND SUPPLY INC 205736	5/4/18	1,122.38	5455-00	(100) 2" x 100' Rolls of Tubing
111149	6/1/2018	GRAINGER INC 9780941416 9778441791	5/8/18 5/4/18	287.12 2,830.01	5225-00 5755-00	(1) Solenoid Valve (2) Outdoor Storage Shed
111150	6/1/2018	GRISWOLD INDUSTRIES 744601	5/7/18	100.00	5225-00	Cla-Val Inventory
111151	6/1/2018	HARRINGTON INDUSTRIAL PLASTICS LLC 005B9322	5/9/18	277.60	5706-00	(1) 1/2" Flaring Tool

Santa Clarita Valley Water Agency
Newhall Division

Check No.	Chk Date	Vendor Name /	Inv Date	Amount	GL Account	Description
111154	6/1/2018	RYAN HERCO PRODUCTS CORP 8945626	5/3/18	147.59	5325-00 (2)	Ball Valves, (4) PVC Unions
111155	6/1/2018	SHILPARK PAINT 11710 11658 11644 11643	5/8/18 5/3/18 5/3/18 5/3/18	85.05 42.64 23.89 165.35	5225-00 5755-00 (3) 5755-00 (5) 5755-00 (2)	Paint Supplies Primer Spray, (3) Brown Paint Paint Trays, (1) pk. Roller Cover gal. Yellow Paint
111157	6/1/2018	STEP SAVER INC 342843 342853	5/22/18 5/22/18	239.23 92.08	5330-00 (1780) 5330-00 (630)	lbs. Certified Coarse Salt - Newhall lbs. Certified Coarse Salt - Pinetree
111161	6/7/2018	AIRGAS SPECIALTY PRODUCTS 131542065 131542764	5/10/18 5/16/18	836.58 719.63	5330-00 5330-00	Ammonium Hydroxide Solution - Newhall Ammonium Hydroxide Solution - Newhall
111163	6/7/2018	AQUA-FLO SUPPLY SI1210268	5/31/18	126.06	5375-00 (6)	PVC Union
111170	6/7/2018	CHARLES P. CROWLEY COMPANY, INC. 24831 24846	5/15/18 5/16/18	63.98 2,351.06	5325-00 (2) 5325-00 (7)	Viton Diaphragm Valve Viton Bladder Dampener
111172	6/7/2018	CORE & MAIN LP I871893	5/15/18	88.48	5425-00 (20)	ft PVC Pipe
111173	6/7/2018	CULLIGAN OF SYLMAR 1632724 1636565 1632725 1633822 1632729	5/31/18 5/31/18 5/31/18 5/31/18 5/31/18	484.00 144.00 121.00 31.00 484.00	5330-00 (4) 5330-00 (4) 5330-00 (1) 5330-00 (1) 5330-00 (4)	Portable Tank Exchange - Castaic 6/18 Portable Tank Exchange - Pinetree 6/18 Portable Tank Exchange - Tesoro 6/18 Portable Tank Exchange - Stetson Ranch 6/18 Portable Tank Exchange - Newhall 6/18
111178	6/7/2018	FERGUSON ENTERPRISES INC #1350 6094605	5/16/18	88.31	5455-00 (1)	Nipple, (2) Couplings
111180	6/7/2018	GRAINGER INC 9788367101 9787852913	5/15/18 5/14/18	404.74 510.13	5755-00 (1) 5706-00 (2)	Strapping Kit Container, (4) Combination Wrench
111182	6/7/2018	HOME DEPOT CREDIT SERVICES 5/28/18 5/28/18 5/28/18 5/28/18	5/28/18 5/28/18 5/28/18 5/28/18	207.14 110.52 229.85 22.89	5706-00 5755-00 5175-00 5225-00	Tools & Supplies 5/18 Tools & Supplies 5/18 Tools & Supplies 5/18 Tools & Supplies 5/18
111185	6/7/2018	LOWE'S 5/17/18 5/17/18	5/17/18 5/17/18	74.65 38.41	5325-00 5755-00	Tools & Supplies 5/18 - 300-1039 Tools & Supplies 5/18 - 300-1039
111187	6/7/2018	NEWHALL TRUE VALUE 1805-164367	5/29/18	9.84	5325-00 (1)	Straight Plug
111197	6/7/2018	SWAGELOK 539334 539220	5/14/18 5/11/18	202.87 1,184.41	5225-00 (4) 5225-00 (20)	Male Elbow Male Elbow, (24) Male Connector
111203	6/7/2018	US BANK 5/22/18	5/22/18	101.55	5706-00	Office Supp, Meals, Tools, Leadership Training, Car Wash 5/18
111205	6/7/2018	WINZER CORPORATION 6122577	5/15/18	677.89	5225-00 (22)	Elbows
111216	6/14/2018	AV EQUIPMENT RENTALS INC 170279.1.1	6/6/18	276.89	5706-00 (3)	Camlock, (1) Water Truck Fill Hose
111219	6/14/2018	CARQUEST AUTO PARTS 14448-264734	6/6/18	4.02	5325-00 (1)	3.5 oz Synthetic Grease

Santa Clarita Valley Water Agency
Newhall Division

Check No.	Chk Date	Vendor Name /	Inv Date	Amount	GL Account	Description
111221	6/14/2018	CHARLES P. CROWLEY COMPANY, INC.				
		24868	5/23/18	219.64	5375-00 (1)	Pressure Relief Valve
		24864	5/21/18	109.44	5375-00 (2)	Vitcon Diaphragm Valve
111223	6/14/2018	CORE & MAIN LP				
		1892281	5/17/18	308.36	5275-00 (4)	Flange
		1881791	5/17/18	353.90	5425-00 (80)	PVC Pipe
111227	6/14/2018	FAMCON PIPE AND SUPPLY INC				
		206294	5/21/18	383.25	5755-00 (40)	Couplings, (20) Steel Pipe
111228	6/14/2018	FERGUSON ENTERPRISES INC #1350				
		6167308	6/5/18	86.08	5375-00	Misc. Fittings
111231	6/14/2018	GRAINGER INC				
		9796175645	5/22/18	101.33	5755-00 (1)	Drum Deheader
		9795512277	5/22/18	201.11	5755-00 (6)	pk. C Batteries, (6) pk. AAA Batteries
111233	6/14/2018	HACH COMPANY				
		10973124	5/23/18	857.50	5330-00	Water Quality Supplies
111234	6/14/2018	HARRINGTON INDUSTRIAL PLASTICS LLC				
		005B9531	5/23/18	207.06	5375-00 (42)	Tube Clamps
111245	6/14/2018	POLLARD WATER				
		WP001048	6/1/18	1,537.22	5325-00 (2)	40 Clor Tablets, (6) 20 Clor Tablets
111246	6/14/2018	PRAXAIR DISTRIBUTION INC.				
		82995828	5/17/18	158.16	5706-00	Oxygen & Acetylene Refill
		83100614	5/22/18	47.29	5706-00	Cylinder Rental 5/18
111258	6/14/2018	SHILPARK PAINT				
		11926	5/22/18	75.99	5265-00 (10)	Plastic Container, (1) gal. Primer
111262	6/14/2018	STEP SAVER INC				
		343015	6/6/18	683.42	5330-00 (5085)	lbs. Certified Coarse Salt - Newhall
111265	6/14/2018	USA BLUEBOOK				
		576801	5/18/18	351.39	5275-00 (2)	John Crane Packing
111266	6/14/2018	VALENCIA BUILDING MATERIALS CO., INC				
		288994	5/22/18	29.57	0300-00-1039 (6)	90 lb. Concrete 300-1039
		288279	5/7/18	183.96	5225-00 (7)	Gravel
		288736	5/17/18	54.73	5275-00 (8)	90 lb. Concrete, (1) gal. Concrete Glue
		288360	5/10/18	21.87	5425-00 (2)	gal. Calcium
111271	6/21/2018	AIRGAS SPECIALTY PRODUCTS				
		131543758	5/24/18	521.22	5330-00	Ammonium Hydroxide Solution - Newhall
111277	6/21/2018	CHARLES P. CROWLEY COMPANY, INC.				
		24887	5/30/18	693.98	5375-00 (1)	Pressure Relief Valve, (4) Vitcon Diaphragm Valve
111281	6/21/2018	DAN'S WELDING SERVICE				
		83	5/22/18	400.00	5706-00 (10)	Valve Keys
111284	6/21/2018	GRAINGER INC				
		9801807281	5/29/18	61.03	5375-00 (3)	Spring Foot Valve
111286	6/21/2018	HACH COMPANY				
		10976660	5/25/18	345.30	5330-00 (4)	Total Chlorine Dispenser & Powder, (2) Refill Vials
111292	6/21/2018	ROYAL INDUSTRIAL SOLUTIONS				
		8870-553828	6/13/18	153.99	5415-00 (1)	Piano Hinge
		8870-553846	6/13/18	106.15	5415-00	Misc. Fittings
111293	6/21/2018	RYAN HERCO PRODUCTS CORP				
		8964241	5/30/18	314.17	5325-00 (1)	Flow Switch
111294	6/21/2018	SNAP-ON TOOLS				
		05301851029	5/30/18	2,328.57	5706-00 (4)	Flex-Head Ratchet, (1) pnt. Tool Oil, (1) Head Lamp

Santa Clarita Valley Water Agency
Newhall Division

Check No.	Ck Date	Vendor Name /	Inv Date	Amount	GL Account	Description
111299	6/21/2018	STEP SAVER INC				
		343031	6/6/18	295.80	5330-00 (2010) lbs. Certified Coarse Salt - Newhall	
		343027	6/6/18	40.47	5330-00 (275) lbs. Certified Coarse Salt - Tesoro	
		343100	6/14/18	73.25	5330-00 (545) lbs. Certified Coarse Salt - Newhall	
		342855	5/22/18	297.28	5330-00 (2020) lbs. Certified Coarse Salt - Castaic	
111303	6/21/2018	WINZER CORPORATION				
		6130202	5/25/18	460.68	5215-00 (25) Male Connectors	
111307	6/28/2018	AIRGAS SPECIALTY PRODUCTS				
		131544615	5/31/18	745.26	5330-00 Ammonium Hydroxide Solution - Newhall	
111313	6/28/2018	CHARLES P. CROWLEY COMPANY, INC.				
		24908	6/5/18	8,326.66	5415-00 (1) Tank Mixer - Castaic Tank #2	
111315	6/28/2018	CORE & MAIN LP				
		I977203	6/5/18	26.27	5275-00 (1) 4" Blind Flange	
111316	6/28/2018	D&H WATER SYSTEMS				
		I2018-0572	6/6/18	946.44	5375-00 (1) Pressure Relief Valve, (2) Back Pressure Valves	
111319	6/28/2018	FAMCON PIPE AND SUPPLY INC				
		206739	6/1/18	558.45	5706-00 (6) Meter Wrenches	
111322	6/28/2018	GRAINGER INC				
		9804267442	5/31/18	781.84	5706-00 (6) pks. 18V Batteries	
111326	6/28/2018	LOWE'S				
		6/17/18	6/17/18	138.70	5755-00 Tools & Supplies 5/18 - 300-1039	
111328	6/28/2018	NEWHALL TRUE VALUE				
		1806-166716	6/15/18	12.12	5525-00 (1) 200 pk Cable Tie Tube, (2) 20 pk Cable Tie	
111329	6/28/2018	PRAXAIR DISTRIBUTION INC.				
		83346007	5/31/18	220.13	5706-00 Oxygen & Acetylene Refill	
		83385731	6/5/18	404.21	5706-00 Silver Brzng Rod, Check Valve,Oxygen & Acetylene Refill	
111330	6/28/2018	RYAN HERCO PRODUCTS CORP				
		8964367	6/1/18	42.08	5375-00 (2) Union Tee, (2) Union Elbow, (2) Male Connectors	
OFFSUP		Office Supply Expense				
111162	6/7/2018	AMERICAN EXPRESS				
		5/29/18	5/29/18	279.81	7115-00 Office Supp, Meals, IT Supp, Hotel, ACWA Conf, Tire Rpr 5/18	
		5/29/18	5/29/18	459.89	7118-00 Office Supp, Meals, IT Supp, Hotel, ACWA Conf, Tire Rpr 5/18	
111195	6/7/2018	SMART & FINAL				
		5/31/18	5/31/18	413.55	7115-00 Office Supplies 5/18	
111203	6/7/2018	US BANK				
		5/22/18	5/22/18	1,120.21	7115-00 Office Supp, Meals, Tools, LeadershipTraining, Car Wash 5/18	
		5/22/18	5/22/18	166.42	7118-00 Office Supp, Meals, Tools, LeadershipTraining, Car Wash 5/18	
111241	6/14/2018	OFFICE DEPOT BUSINESS CREDIT				
		5/28/18	5/28/18	332.87	7115-00 Office Supplies 5/18	
		5/28/18	5/28/18	187.18	5725-00 Office Supplies 5/18	
111244	6/14/2018	ONTRAC				
		8792797	5/31/18	117.81	7115-00 Shipping Charges 5/18	
111256	6/14/2018	SCV WATER - SANTA CLARITA DIVISION				
		8386	6/7/18	22.47	7115-00 Copperhill Repairs, Edison, Akel Eng, Eurofins, FedEx 4/18	
111284	6/21/2018	GRAINGER INC				
		9798157120	5/24/18	78.14	7115-00 (4) pk. AA Batteries	
111298	6/21/2018	STAPLES CREDIT PLAN				
		6/8/18	6/8/18	399.94	7115-00 Office Supplies 5/18	
OTHER		Other Expenses				
111162	6/7/2018	AMERICAN EXPRESS				
		5/29/18	5/29/18	-74.99	7120-00 Office Supp, Meals, IT Supp, Hotel, ACWA Conf, Tire Rpr 5/18	

Santa Clarita Valley Water Agency
Newhall Division

Check No.	Ck Date	Vendor Name /	Inv Date	Amount	GL Account	Description
111203	6/7/2018	US BANK 5/22/18	5/22/18	240.25	7120-00	Office Supp, Meals, Tools, Leadership Training, Car Wash 5/18
111261	6/14/2018	STATE OF CALIFORNIA 08706	6/13/18	686.69	4991-00	Escheat - Unclaimed Deposit Refunds 7/1/13-6/30/14
111326	6/28/2018	LOWE'S 6/17/18	6/17/18	25.00	7191-00	Tools & Supplies 5/18 - 300-1039
PERCHL		Perchlorate				
111188	6/7/2018	NOSSAMAN LLP 480369	5/7/18	16,406.14	7150-00	Perchlorate Claim 4/18
111240	6/14/2018	NOSSAMAN LLP 481856	6/7/18	8,756.55	7150-00	Perchlorate Claim 5/18
PROFOT		Professional Services - Other				
111153	6/1/2018	RICHARD C. SLADE & ASSOCIATES LLC 4423	5/25/18	1,090.60	7153-00	Santa Clarita Valley CASGEM 4/18
111162	6/7/2018	AMERICAN EXPRESS 5/29/18	5/29/18	50.00	7158-00	Office Supp, Meals, IT Supp, Hotel, ACWA Conf, Tire Rpr 5/18
111226	6/14/2018	EQUATION TECHNOLOGIES INC. 52489	6/5/18	806.25	7163-00	AccPac Technical Support 5/18
111239	6/14/2018	NATEC INTERNATIONAL INC 194250	4/26/18	980.00	7160-00 (20)	Asbestos Cement Pipe Course 4/19/18
111255	6/14/2018	SCV WATER - VALENCIA WATER DIVISION 10351	6/6/18	3,551.63	7156-00	2017 Annual Report & Residential Water Survey Plan 3/18
111256	6/14/2018	SCV WATER - SANTA CLARITA DIVISION 8386	6/7/18	424.00	7153-00	Copperhill Repairs, Edison, Akel Eng, Eurofins, FedEx 4/18
111288	6/21/2018	LEAF & COLE LLP 235318	5/31/18	13,150.00	7152-00	Audit Jul-Dec 2017 Progress Billing
PURWTR		Purchased Water				
111331	6/28/2018	SCV WATER 060118A	6/1/18	85,198.97	5130-00	Purchased Water 5/18
		060118C	6/1/18	130,046.35	5130-00	Fixed Water Charges 5/18
		1800035	6/1/18	1,023.00	5315-00	Lab Fees 5/18
		060118B	6/1/18	14,392.19	5130-00	Purchased Water 5/18 - Saugus Well #1 & #2
RENTLE		Rent/Lease Expense				
111235	6/14/2018	IRON MOUNTAIN RECORDS MANAGEMENT ABXJ145	5/31/18	239.78	7191-00	Document Storage Rental 6/18
		ABXX227	5/31/18	288.20	7191-00	Document Storage Rental - Vault 6/18
111285	6/21/2018	GREATAMERICA FINANCIAL SVCS 22783820	6/5/18	152.21	7225-00	Mail Machine Lease 6/18
SAFETY		Safety Expense				
111300	6/21/2018	U.S. HEALTHWORKS MEDICAL GROUP, PC 3338090-CA	6/4/18	99.00	5735-00	DMV Physical - MR
111304	6/21/2018	WORKBOOT WAREHOUSE 4-28979	6/12/18	250.00	5735-00 (2)	Workboots - MT
		4-28971	6/12/18	250.00	5735-00 (2)	Workboots - BM
111305	6/21/2018	ZEE MEDICAL SERVICE 34-075108	6/18/18	231.58	5735-00	Medical & Safety Supplies 6/18
UNIFOR		Uniforms				
111144	6/1/2018	CINTAS CORP #684 684666204	5/16/18	924.47	5705-00	Uniform Rental W/E 5/16/18

Santa Clarita Valley Water Agency
Newhall Division

Check No.	Ck Date	Vendor Name /	Inv Date	Amount	GL Account	Description
111171	6/7/2018	CINTAS CORP #684 684669022	5/23/18	985.47	5705-00	Uniform Rental W/E 5/23/18
111183	6/7/2018	INNOVATIVE PROMOTIONS 21102	5/30/18	829.13	5705-00	(23) Men's SCV Water Shirts
111278	6/21/2018	CINTAS CORP #684 684674598 684671818 684677451 684680319	6/6/18 5/30/18 6/13/18 6/20/18	1,067.49 888.62 1,093.44 1,045.81	5705-00	Uniform Rental W/E 6/6/18 Uniform Rental W/E 5/30/18 Uniform Rental W/E 6/13/18 Uniform Rental W/E 6/20/18
111287	6/21/2018	INNOVATIVE PROMOTIONS 21191	6/12/18	381.59	5705-00	(10) Men's SCV Water Shirts
UTILIT		Utilities				
111147	6/1/2018	EDISON CO 5/23/18 5/23/18 5/23/18	5/23/18 5/23/18 5/23/18	247.20 11,099.34 771.57	5225-00 5230-00 5235-00	A/C #2-40-708-3344 5/18 A/C #2-40-708-3344 5/18 A/C #2-40-708-3344 5/18
111164	6/7/2018	AROUND-THE-CLOCK CALL CENTER INC 180600314101	5/28/18	458.30	7215-00	Answering Service - 5/1-5/28/18
111165	6/7/2018	AT&T 5/23/18 5/23/18-2 5/23/18-1 5/23/18-3	5/23/18 5/23/18 5/23/18 5/23/18	174.75 205.36 115.51 195.18	7215-00	Backup Lines 661 254-1900 5/18 Elevator Emergency 661 254-4865 5/18 Backup Analog 661 753-9621 5/18 Operations Facility 661 254-1841 5/18
111168	6/7/2018	BURRTEC WASTE INDUSTRIES INC 4472611 4472611	6/1/18 6/1/18	82.69 82.69	7215-00 5755-00	Disposal Service 6/18 Disposal Service 6/18
111196	6/7/2018	SPECTRUM BUSINESS 0023634052118	5/21/18	1,458.47	7215-00	Phone & Internet Services 6/18
111204	6/7/2018	VERIZON WIRELESS 5/16/18	5/16/18	176.13	7215-00	Wireless Network Cards 5/16-6/15/18
111225	6/14/2018	EDISON CO 6/9/18	6/9/18	2,079.50	5230-00	A/C #2-24-385-0625 3/18
111256	6/14/2018	SCV WATER - SANTA CLARITA DIVISION 8386	6/7/18	744.13	7215-00	Copperhill Repairs, Edison, Akel Eng, Eurofins, FedEx 4/18
111270	6/14/2018	YP 6/1/18	6/1/18	21.00	7215-00	Directory Advertising 6/18
111273	6/21/2018	AT&T TELECONFERENCE SERVICES 806-019287	6/1/18	119.35	7215-00	Conference Calls 5/18
111282	6/21/2018	DIRECTV 34383294898 34379766053 34379766053	6/7/18 6/7/18 6/7/18	24.99 82.99 82.99	7215-00 7215-00 5755-00	Satellite Services 6/7-7/6/18 - Lobby Satellite Services 6/7-7/6/18 - Office & Operations Facility Satellite Services 6/7-7/6/18 - Office & Operations Facility
111283	6/21/2018	EDISON CO 6/16/18 6/16/18 6/16/18 6/8/18	6/16/18 6/16/18 6/16/18 6/8/18	118.08 16,640.43 576.18 2,168.50	5225-00 5230-00 5235-00 7215-00	A/C #2-40-708-3344 5/18 A/C #2-40-708-3344 5/18 A/C #2-40-708-3344 5/18 A/C #2-40-708-2270 5/18
111296	6/21/2018	SPRINT 934727314-198	6/7/18	1,339.75	7215-00	Cell Phones 5/18
111310	6/28/2018	AROUND-THE-CLOCK CALL CENTER INC 180700314101	6/25/18	289.40	7215-00	Answering Service - 5/29-6/25/18

Santa Clarita Valley Water Agency
Newhall Division

Check No.	Ck Date	Vendor Name /	Inv Date	Amount	GL Account	Description
111317	6/28/2018	EDISON CO				
		6/19/18	6/19/18	35.38	5225-00 A/C #2-40-708-3856	5/18
		6/19/18	6/19/18	75,194.05	5230-00 A/C #2-40-708-3856	5/18
111334	6/28/2018	VERIZON WIRELESS				
		9809161488	6/16/18	176.13	7215-00 Wireless Network Cards	6/16-7/15/18
VEHICL		Vehicle Maintenance				
111138	6/1/2018	ACCURATE TRAILER HITCH &				
		104018	5/7/18	1,997.90	5775-81 Install Class 4 Receiver - Unit #81	
		104010	5/4/18	1,149.88	5775-51 Install Class 4 Receiver - Unit #51	
111143	6/1/2018	CARQUEST AUTO PARTS				
		14448-263824	5/18/18	164.24	5775-12 (1) Battery - Unit #12	
		14448-263822	5/18/18	503.06	5715-00 Misc. Auto Parts	
111149	6/1/2018	GRAINGER INC				
		9780812195	5/8/18	114.17	5715-00 (1) 5 gal. Safety Can	
		9782816913	5/9/18	449.47	5715-00 (1) Drum Containment Pallet w/Drain	
111159	6/7/2018	ACCURATE TRAILER HITCH &				
		104083	5/12/18	1,843.15	5775-80 Install Class 4 Receiver - Unit #80	
		104082	5/12/18	404.75	5775-78 Modify Class 4 Receiver, Install Connector - Unit #78	
111162	6/7/2018	AMERICAN EXPRESS				
		5/29/18	5/29/18	41.99	5715-00 Office Supp, Meals, IT Supp, Hotel, ACWA Conf, Tire Rpr	5/18
		5/29/18	5/29/18	25.00	5775-79 Office Supp, Meals, IT Supp, Hotel, ACWA Conf, Tire Rpr	5/18
		5/29/18	5/29/18	474.99	5775-80 Office Supp, Meals, IT Supp, Hotel, ACWA Conf, Tire Rpr	5/18
111169	6/7/2018	CERTIFIED LABORATORIES				
		3138294	5/18/18	646.10	5715-00 (1) 55 gal. Blue Def Diesel Fuel Additive	
111179	6/7/2018	GRAND AMERICAN TIRE INC				
		253501	5/16/18	530.00	5775-60 (2) Tires - Unit #60	
111189	6/7/2018	RDO EQUIPMENT CO.				
		P82656	5/25/18	1,784.19	5715-00 (3) Pressure Washer Wand, (6) Nozzles	
		P82960	5/29/18	551.65	5715-00 (1) Hydraulic Brake Actuator	
111193	6/7/2018	SCHWARTZ OIL CO., INC				
		124992	5/31/18	2,651.91	5715-00 (800) gal. Unleaded Fuel	
		124813	5/21/18	2,651.91	5715-00 (800) gal. Unleaded Fuel	
111194	6/7/2018	SHELL				
		5/25/18	5/25/18	77.78	5715-00 (21) gal. Unleaded Fuel - Unit #76	
111203	6/7/2018	US BANK				
		5/22/18	5/22/18	92.73	5715-00 Office Supp, Meals, Tools, Leadership Training, Car Wash	5/18
		5/22/18	5/22/18	157.95	5775-80 Office Supp, Meals, Tools, Leadership Training, Car Wash	5/18
111207	6/14/2018	ACCURATE TRAILER HITCH &				
		104162	5/18/18	271.90	5775-59 Modify Class 4 Receiver - Unit #59	
111218	6/14/2018	BUSH & DAUGHTERS REPAIR SERVICE				
		1676	5/19/18	170.00	5775-83 Repairs to Stick Lever - Unit #83	
		1680	5/19/18	425.00	5775-15 Change Oil & Filter - Unit #15	
		1681	5/19/18	255.00	5775-75 Repairs to Door Swing Cylinder - Unit #75	
		1682	5/19/18	336.48	5775-52 Replace Ignition Switch - Unit #52	
111230	6/14/2018	GRAND AMERICAN TIRE INC				
		253296	5/17/18	391.24	5775-50 (2) Tires - Unit #50	
111231	6/14/2018	GRAINGER INC				
		9796588219	5/23/18	227.72	5715-00 (2) Fuel Nozzle	
111238	6/14/2018	LUBRICATION ENGINEERS INC				
		IN365536	5/23/18	371.08	5715-00 (2) cs. Monolec Ultra Engine Oil	

Santa Clarita Valley Water Agency
Newhall Division

Check No.	Ck Date	Vendor Name /	Inv Date	Amount	GL Account	Description
111242	6/14/2018	OILSTOP INC				
		O-0011-126861	6/1/18	57.65	5775-42	Change Oil & Filter - Unit #42
		O-0011-126859	6/1/18	157.22	5775-60	Change Oil & Filter - Unit #60
111248	6/14/2018	RDO EQUIPMENT CO.				
		P83584	6/4/18	67.19	5715-00	Shipping Charges for Actuator
111253	6/14/2018	SCHWARTZ OIL CO., INC				
		124991	6/4/18	1,147.91	5715-00	(300) gal. Diesel Fuel
111269	6/14/2018	WINZER CORPORATION				
		6124458	5/17/18	206.59	5715-00	(226) Hose Clamps
111274	6/21/2018	BANKCARD CENTER				
		251334	6/4/18	5,049.29	5715-00	Parts for Ditch Witch
111276	6/21/2018	BOUQUET AUTO PARTS				
		0809155	6/11/18	356.96	5775-58	(1) Battery - Unit #58
111314	6/28/2018	CHEVRON & TEXACO BUSINESS CARD SERVICES				
		6/23/18	6/23/18	45.85	5715-00	(12) gal. Unleaded Fuel - Unit #4
111321	6/28/2018	GRAND AMERICAN TIRE INC				
		254618	6/1/18	420.00	5775-51	(2) Tires - Unit #51
111327	6/28/2018	LYONS AUTO SPA & QUICK LUBE				
		5/31/18	5/31/18	264.89	5715-00	Truck Wash Service 5/18
Payments:				<u>827,723.43</u>		

Santa Clarita Valley Water Agency
Newhall Division

Totals by AP Distribution Code

Dist. Code		Total Amou
CIP	Construction in Progress	180,688.47
CONDEP	Construction Meter Deposit Refunds	3,600.00
CONSER	Conservation/BMP/MOU	2,517.70
CUSREF	Customer Refunds	4,232.77
DIREMP	Director/Employee Expense	2,187.33
DUES	Dues/Memberships/Certification	12,346.38
INSUR	Insurance	63,024.27
INV	Inventory	56,603.93
LEGAL	Professional Services - Legal	908.00
MAINT	Maintenance and Services	25,629.70
MATSUP	Material and Supply Expense	45,632.34
OFFSUP	Office Supply Expense	3,578.29
OTHER	Other Expenses	876.95
PERCHL	Perchlorate	25,162.69
PROFOT	Professional Services - Other	20,052.48
PURWTR	Purchased Water	230,660.51
RENTLE	Rent/Lease Expense	680.19
SAFETY	Safety Expense	830.58
UNIFOR	Uniforms	7,216.02
UTILIT	Utilities	114,760.04
VEHICL	Vehicle Maintenance	26,534.79

Santa Clarita Valley Water Agency
 Santa Clarita Water Division
 Check Register Report
 From: June 1, 2018 to June 30, 2018

Vendor Name	Transaction Description	Transaction Amount
A T & T		\$289.81
	OFFICE	\$90.55
	OFFICE	\$46.41
	SCADA	\$638.72
	TELEMETERING	\$477.62
	WAREHOUSE	\$92.33
A T & T		\$1,635.44
A V EQUIPMENT RENTAL INC	FORKLIFT RENTAL	\$271.48
	PROPANE, FLAGS	\$118.66
	PROPANE, SPADES	\$334.52
	SHOVELS	\$399.35
A V EQUIPMENT RENTAL INC		\$1,124.01
ACCURATE TRAILER HITCH AND WELDING	REPAIR WIRING S19	\$319.00
ACCURATE TRAILER HITCH AND WELDING		\$319.00
AES WATER, INC.	FY 17/18 EARTHQUAKE VALE RETROFIT-CONTROLLERS	\$91,277.68
AES WATER, INC.		\$91,277.68
AIS SPECIALTY PRODUCTS, INC.	GRIME GOBBLER	\$340.41
AIS SPECIALTY PRODUCTS, INC.		\$340.41
ALTA FOOD CRAFT	KITCHEN SUPPLIES	\$155.05
	WAREHOUSE KITCHEN SUP	\$264.23
ALTA FOOD CRAFT		\$419.28
AMERICAN BUSINESS MACHINES	JUN SERVICE	\$406.26
	MAY USAGE - COPIER	\$431.83
	JUNE USAGE - COPIER	\$199.65
AMERICAN BUSINESS MACHINES		\$1,037.74
AMERIPRIDE SERVICES, INC.	MAY MATS	\$147.35
	MAY UNIFORMS	\$1,448.16
AMERIPRIDE SERVICES, INC.		\$1,595.51
	1" I-PERL T/R METER	\$12,448.31
	3/4" I-PERI TR/PL METERS	\$14,662.49
	ANALYZE TRIMBLE	\$130.00
	BATTERY	\$211.88
	MXU520MSP T/C MODULE	\$20,851.60
AQUA METRIC SALES CO.		\$48,304.28
AQUA-FLO SUPPLY	BLADES - PIPE CUTTER	\$81.30
AQUA-FLO SUPPLY		\$81.30
ARC IMAGING RESOURCES	JUN FEE/MAY USAGE	\$272.39
ARC IMAGING RESOURCES		\$272.39

Santa Clarita Valley Water Agency
 Santa Clarita Water Division
 Check Register Report
 From: June 1, 2018 to June 30, 2018

Vendor Name	Transaction Description	Transaction Amount
ARDEN INDUSTRIES	CHLORINE TABLETS	\$4,471.20
ARDEN INDUSTRIES		\$4,471.20
ARMORCAST PRODUCTS COMPANY	1" ARMORCAST T.R. LID	\$0.00
	3/4" ARMORCAST T.R. LID	\$12,677.92
	3/4" SOLID ARMORCAST LID	\$0.00
ARMORCAST PRODUCTS COMPANY		\$12,677.92
AROUND THE CLOCK	JUNE SERVICE	\$1,067.52
AROUND THE CLOCK		\$1,067.52
AUTOMATED WATER TREATMENT	CHLORINE TABLETS	\$6,404.00
AUTOMATED WATER TREATMENT		\$6,404.00
AUTONATION, INC.	OIL, FILTER #21	\$125.37
	PM SERVICE #38	\$283.96
	PM SERVICE #39	\$283.96
AUTONATION, INC.		\$693.29
BAY ALARM COMPANY	JUNE ALARM	\$65.10
BAY ALARM COMPANY		\$65.10
BEST BEST & KRIEGER LLP	S10808-CELL SITE AGREEMENTS	\$23.40
BEST BEST & KRIEGER LLP		\$23.40
BLUE TARP FINANCIAL, INC.	WHEEL CHOCKS	\$191.75
BLUE TARP FINANCIAL, INC.		\$191.75
BRINK'S INC.	JUNE SERVICE	\$565.35
BRINK'S INC.		\$565.35
BROOKFIELD BRIGHTON	FOUND METER	\$599.94
BROOKFIELD BRIGHTON		\$599.94
BURRTEC WASTE INDUSTRIES	JUNE SERVICE	\$82.69
BURRTEC WASTE INDUSTRIES		\$82.69
BUSH AND DAUGHTERS	REPAIR 310D	\$790.00
BUSH AND DAUGHTERS		\$790.00
CALIFORNIA TELEPHONY, INC.	INSTALL NEW PHONES	\$772.07
	PROGRAM PHONE	\$165.00
	UPDATE NAME-EXT	\$110.00
CALIFORNIA TELEPHONY, INC.		\$1,047.07
CANYON MUFFLER, INC	SMOG #15	\$40.00
	SMOG #20	\$40.00
	SMOG #25	\$50.00
	SMOG #26	\$40.00
	SMOG #28	\$40.00
	SMOG #3	\$40.00
	SMOG #6	\$40.00
CANYON MUFFLER, INC		\$290.00

Santa Clarita Valley Water Agency
 Santa Clarita Water Division
 Check Register Report
 From: June 1, 2018 to June 30, 2018

Vendor Name	Transaction Description	Transaction Amount
CARQUEST AUTO PARTS	CREDIT	(\$5.19)
	DEF, WW FLUID	\$133.87
	FILTER	\$5.83
	FUEL PUMP CABINET	\$1,292.10
	STOCK ITEMS	\$45.56
CARQUEST AUTO PARTS		\$1,472.17
CHICAGO TITLE COMPANY	S09703-TITLE REPORT 2.5 MG PLACERITA TANK	\$750.00
CHICAGO TITLE COMPANY		\$750.00
CIVILTEC ENGINEERING INC.	GENERAL ENGINEERING	\$1,512.50
	GENERAL ENGINEERING	\$2,031.15
	S13617-GLDN VALLEY RANCH TRACT 71564	\$245.00
	S14612-SAND PLAZA TRACT 53074	\$6,420.00
	S15611-TOLL BROS TRACT 46018, PLUM CANYON	\$108.75
	S16611-PHASE 2 VISTA RANCH POTABLE WATER	\$7,627.50
	S16611-PHASE 2 VISTA RANCH POTABLE WATER	\$9,080.25
	S16611-PHASE 2 VISTA RANCH POTABLE WATER	\$4,440.00
	S16611-PHASE 2 VISTA RANCH POTABLE WATER	\$11,965.00
	S16623-20" MAIN SKYLINE RANCH TRACT 60922	\$277.50
	S16623-20" MAIN SKYLINE RANCH TRACT 60922	\$6,121.35
	S16623-20" MAIN SKYLINE RANCH TRACT 60922	\$2,315.00
	S16702-RECYCLE WATER PIPELINE	\$840.00
	S17604-16" TRANSMISSION MAIN, SIERRA HWY	\$312.50
	S17607-CROSSROADS AT GOLDEN VALLEY	\$5,617.75
	S17607-CROSSROADS AT GOLDEN VALLEY	\$9,804.50
S17612-2 WATER TANKS FOR SKYLINE RANCH	\$12,326.00	
CIVILTEC ENGINEERING INC.		\$81,044.75
CLEAN RITE MOBILE DETAILING	VEHICLE WASHES	\$665.00
	VEHICLE WASHES	\$1,505.00
CLEAN RITE MOBILE DETAILING		\$2,170.00
COASTLINE EQUIPMENT	KNOB	\$41.01
COASTLINE EQUIPMENT		\$41.01
CONCEPTINET	WEB UPDATE	\$170.00
CONCEPTINET		\$170.00
COPPER EAGLE	MAY GUARD SERVICE - SCWD	\$100.00
	S18908 MAY GUARD SERVICE - REGIONAL	\$100.00
COPPER EAGLE		\$200.00

Santa Clarita Valley Water Agency
 Santa Clarita Water Division
 Check Register Report
 From: June 1, 2018 to June 30, 2018

Vendor Name	Transaction Description	Transaction Amount
CORE & MAIN LP	1 X 2 5/8" BRASS METER CO	\$1,626.08
	1 X 2 5/8" BRASS METER CO	\$813.04
	1" BRASS ELL	\$143.45
	1" BRASS PIPE PLUG	\$161.62
	1" FIP ANGLE METER STOP	\$1,222.57
	1" FIP BRASS COUPLING	\$121.55
	1" FIP X INSTATITE IPS CO	\$628.30
	1" FIP X INSTATITE IPS CO	\$628.31
	1" FLEX COUPLING	\$98.22
	1" FLEX COUPLING	\$229.18
	1" INSTATITE IPS ANGLE ME	\$1,703.93
	1" MIP X CTS COMP. COUP	\$370.55
	1" MIP X INSTATITE IPS CO	\$520.61
	1" MIP X INSTATITE IPS CO	\$743.72
	1" MIP X INSTATITE IPS CO	\$223.12
	1" PLASTIC TUBING, CLASS	\$183.96
	1" RUBBER METER GASKET	\$78.84
	1" X 3" BRASS NIPPLE	\$4.33
	1" X 3/4" BRASS BELL REDU	\$191.52
	1" X 3/4" BRASS REDUCER B	\$159.86
	1" X 6" C.T.S, REPAIR CLA	\$211.47
	10"- 12" BOLT KITS	\$216.42
	10" FLG ELL	\$584.56
	10" HYMAX COUPLING	\$730.47
	10" RING GASKETS	\$229.95
	14" SLIP ON FLANGES	\$334.58
	14" X 2" BRONZE SADDLE	\$1,038.67
	16" RING GASKET	\$143.12
	16" RING GASKET	\$143.12
	16" SLIP ON FLANGES	\$1,119.40
	16" X 2" SADDLE	\$1,363.73
	2" BALL ANGLE METER STOP	\$1,236.61
	2" BRASS, STREET, ELL	\$143.77
	2" DROP IN METER GASKETS	\$77.06
	2" ELECTRAFUSE POLY COUPL	\$125.38
	2" FIP BRASS COUPLING	\$183.57
	2" MIP X MIP CORP STOP	\$1,044.54
	2" PRO PRESS X 90 DEGREE	\$432.42
	2" PRO PRESS X M/A	\$596.45
	2" SOFT COPPER TUBING	\$2,919.06
	2" WELD COUPLING	\$38.96
	2" X 1" BRASS REDUCER BUS	\$114.54
2" X 12" BRASS NIPPLE	\$370.55	
2" X 3" NIPPLES	\$87.05	
2" X 4" BRASS NIPPLES	\$101.88	

Santa Clarita Valley Water Agency
 Santa Clarita Water Division
 Check Register Report
 From: June 1, 2018 to June 30, 2018

Vendor Name	Transaction Description	Transaction Amount
	2" X 4" BRASS NIPPLES	\$254.70
	2" X 6" BRASS NIPPLE	\$376.02
	2" X 6" FLEX COUPLING	\$177.88
	2" X 6" FLEX COUPLING	\$118.58
	2" X 8" NIPPLES	\$436.03
	2" X CLOSE BRASS NIPPLES	\$78.07
	2" X CLOSE BRASS NIPPLES	\$156.15
	3" HYDRANT METER REG	\$1,516.23
	3" P.T. REPAIR KIT #20957	\$878.80
	3" P.T. REPAIR KIT #20957	\$753.35
	3/4" BRASS PIPE COUPLING	\$127.90
	3/4" BRASS, ELL	\$78.84
	3/4" BRASS, ELL	\$157.68
	3/4" BRASS, STREET, ELL	\$102.70
	3/4" FIP ANGLE METER STOP	\$162.39
	3/4" FIP ANGLE METER STOP	\$3,247.77
	3/4" FIP X CTS COMP. COUP	\$391.79
	3/4" INSTATITE BALL ANGLE	\$1,126.87
	3/4" INSTATITE BALL ANGLE	\$1,126.87
	3/4" IP BRASS BALL VALVE	\$1,264.94
	3/4" IPS, INSTATITE, PIPE	\$283.38
	3/4" MIP X IPS, INSTATITE	\$1,034.12
	3/4" MIP X SLIP SCH 80 CO	\$49.49
	3/4" PLASTIC METER GASKET	\$81.03
	3/4" PLASTIC TUBING, CLAS	\$137.97
	3/4" PLASTIC TUBING, CLAS	\$183.96
	3/4" RUBBER METER GASKETS	\$49.28
	3/4" SLIP X SLIP, PVC, SC	\$52.12
	3/4" SLIP, PVC, SCH 80, E	\$14.34
	3/4" X 1 1/2" METER COUPL	\$1,325.50
	3/4" X 1" BRASS TEE	\$111.56
	3/4" X 2 1/2" BRASS METER	\$246.59
	3/4" X 2 1/2" BRASS METER	\$678.13
	3/4" X 2 1/2" BRASS NIPPL	\$54.96
	3/4" X 2 1/2" BRASS NIPPL	\$54.96
	3/4" X 2" BRASS NIPPLES	\$67.01
	3/4" X 2" METER COUPLING	\$708.47
	3/4" X 3" BRASS NIPPLES	\$62.20
	3/4" X 4" BRASS NIPPLES	\$77.96
	3/4" X CLOSE BRASS NIPPLE	\$37.89
	6"- 8" FLANGE BOLT KITS	\$102.62
	6" C900 PIPE	\$212.87
	6" FLG X DI GATE VALVE	\$719.80
	6" HYMAX COUPLING	\$1,312.30
	6" HYMAX COUPLING	\$524.92

Santa Clarita Valley Water Agency
 Santa Clarita Water Division
 Check Register Report
 From: June 1, 2018 to June 30, 2018

Vendor Name	Transaction Description	Transaction Amount
	6" P.T. DISC RETAINER #70	\$624.59
	6" POWERROL KIT CLA VALV	\$1,114.27
	6" RING GASKETS	\$131.40
	6" SDR-35 RISER PIPE	\$99.00
	6" SLIP ON, CLASS 150, FL	\$83.93
	6" X 10" 8-HOLE HYDRANT S	\$336.73
	6" X 12" 8-HOLE HYDRANT S	\$343.39
	6" X 12" VALVE SLIP CAN	\$502.82
	6" X 4" X 2 1/2" HYD-FLGD	\$4,366.98
	8" C900 PIPE	\$184.84
	8" HYMAX COUPLING	\$592.64
	8" HYMAX COUPLING	\$263.25
	8" X 12" /W 2" TAP, AC RE	\$256.60
	B-12 #437 BOX	\$1,695.06
	BUSHING	\$4.59
	CHECK VALVE	\$1,149.28
	JUMPERS	\$298.93
	KIT FOR CHECK VALVE	\$105.72
	KIT FOR CK VALVE	\$105.72
	NIPPLES, ADAPTERS	\$361.32
	PARTS FOR UNIT #10	\$85.15
	S15714-18" PARTS	\$3,127.76
	SHIPPING CHARGE	\$21.91
	SMALL TOOLS	\$1,391.31
	TAPE, TEFLON	\$274.82
	TUBING	\$484.14
CORE & MAIN LP		\$62,163.23
CORELECTRIC INC.	INSTALL SWITCHES SC4	\$1,147.25
	S17712 - LV STARTERS, MOTOR DRIVE REPLACEMENT	\$10,020.00
	S17712-STARTERS, MOTOR DRIVE REPLACEMENT	\$6,519.00
CORELECTRIC INC.		\$17,686.25
DAN'S WELDING SERVICE	S15714-WELD SPOOLS, PLACERITA BOOSTER SC-12	\$3,610.00
DAN'S WELDING SERVICE		\$3,610.00
DATAVO	WAREHOUSE	\$54.86
DATAVO		\$54.86
DAVID SCOTT	REF 17859 WREN	\$52.01
DAVID SCOTT		\$52.01
DESERT BUSINESS INTERIORS LLC	TEST	\$0.00
DESERT BUSINESS INTERIORS LLC		\$0.00
DESIGN SPACE MODULAR BUILDINGS	OPS TRAILER	\$1,003.09
DESIGN SPACE MODULAR BUILDINGS		\$1,003.09

Santa Clarita Valley Water Agency
 Santa Clarita Water Division
 Check Register Report
 From: June 1, 2018 to June 30, 2018

Vendor Name	Transaction Description	Transaction Amount
DICKINSON ENTERPRISE, INC.	BRAKES, AC #30	\$1,049.94
	BRAKES, OIL #11	\$830.24
	FILTER, OIL #10	\$437.94
	FILTER, OIL #101	\$433.54
	HOSE -310G	\$339.71
	LUBE, OIL #7	\$181.82
	TIRES #10	\$1,746.53
DICKINSON ENTERPRISE, INC.		\$5,019.72
DITCH WITCH WEST	PARTS DITCHWITCH	\$1,082.62
	PARTS-DITCHWITCH	\$1,101.06
	S17502-FX30 VACUUM SYSTEM	\$51,516.84
DITCH WITCH WEST		\$53,700.52
DOTY BROS EQUIPMENT CO	REFUND HYDRANT METER	\$954.18
DOTY BROS EQUIPMENT CO		\$954.18
ENVIRONMENTAL CONSTRUCTION INC	REFUND HYDRANT METER	\$1,074.13
ENVIRONMENTAL CONSTRUCTION INC		\$1,074.13
EUROFINS EATON ANALYTICAL, INC.	DBP STAGE 2	\$960.00
	S17809-CYN SPRGS WATER TEST	\$50.00
	S17809-FAIR OAKS WATER TEST	\$50.00
	S17809-GOLDN OAK WATER TEST	\$50.00
	S17809-GORMAN WATER TEST	\$50.00
	S17809-LEONA COX WATER TEST	\$50.00
	S17809-MINT CYN WATER TEST	\$50.00
	S17809-MITCHELL WATER TEST	\$50.00
	S17809-PINETREE WATER TEST	\$50.00
	S17809-SULPHUR SPG WATER TEST	\$50.00
	S17809-VLY VIEW WATER TEST	\$50.00
	WELLS-INORGANICS WATER TEST	\$4,340.00
EUROFINS EATON ANALYTICAL, INC.		\$5,800.00
EXCLUSIVE POWDER COATINGS, INC.	S15714-POWDERCOAT, PLACERITA BOOSTER SC-12	\$1,675.00
EXCLUSIVE POWDER COATINGS, INC.		\$1,675.00
FASTENAL COMPANY	BOLTS	\$65.26
	BOLTS, CONNECTORS	\$51.16
FASTENAL COMPANY		\$116.42
FEDEX	S16623	\$22.68
FEDEX		\$22.68
FERGUSON WATERWORKS	SHUTOFF	\$285.90
FERGUSON WATERWORKS		\$285.90
GERALDINE SHAVER	REFUND-PYMT IN ERROR	(\$350.00)
	REFUND-PYMT IN ERROR	\$350.00
GERALDINE SHAVER		\$0.00

Santa Clarita Valley Water Agency
 Santa Clarita Water Division
 Check Register Report
 From: June 1, 2018 to June 30, 2018

Vendor Name	Transaction Description	Transaction Amount
GLOBAL EQUIPMENT COMPANY	PVC CUTTER	\$65.42
	TUBING CUTTER	\$196.27
	WATER FILTER ICE MACH	\$195.00
GLOBAL EQUIPMENT COMPANY		\$456.69
GRAINGER	BUSHINGS	\$37.84
	HAMMER KIT	\$214.22
	MAT, AXIAL FAN	\$166.12
	SPRAY GUNS	\$544.80
GRAINGER		\$962.98
HACH COMPANY	TESTING SUPPLIES	\$2,343.88
HACH COMPANY		\$2,343.88
HOME DEPOT CREDIT SERVICES	ACID	\$54.10
	ADAPTER, HOSE	\$48.30
	BATTERY, WEED KILLER	\$174.01
	CHG	\$20.00
	CONCRETE, PLYWOOD	\$928.80
	COUPLING, PIPE	\$36.38
	HAMMERS	\$54.68
	LADDER	\$203.67
	MARKERS, NUMBERS	\$20.83
	MURIATIC ACID	\$12.02
	PAINT BRUSHES	\$25.08
	PRIMER, GLUE	\$87.00
	PVC CUTTER	\$21.87
	PVC TAPE, CEMENT	\$77.17
	RETURN HAMMER	(\$27.35)
	S15714-CEMENT, PLACERITA BOOSTER SC-12	\$127.95
	S15714-CONDUIT	\$52.97
	S15714-MORTAR	\$277.40
	SHOVEL, BROOMS	\$64.55
	SMALL TOOLS	\$84.88
	SMALL TOOLS	\$133.41
	STEEL	\$18.14
	TANK LEVER	\$47.87
WISE	\$98.52	
HOME DEPOT CREDIT SERVICES		\$2,642.25
INFOSEND, INC.	MAY BILLING	\$3,356.72
	MAY E - BILL	\$453.98
	MAY POSTAGE	\$10,561.54
	OPEN HOUSE STUFFERS	\$1,217.78
INFOSEND, INC.		\$15,590.02
IRON MOUNTAIN	JUNE STORAGE	\$989.31
	MAY SHREDDING	\$65.78
IRON MOUNTAIN		\$1,055.09

Santa Clarita Valley Water Agency
 Santa Clarita Water Division
 Check Register Report
 From: June 1, 2018 to June 30, 2018

Vendor Name	Transaction Description	Transaction Amount
J. P. ARMAN CO.	CONC PATCH CATALA	\$4,695.00
	CONC PATCH GOODVALE	\$1,495.00
	CONC PATCH SOLEDAD	\$1,610.00
	CONCRETE-SERVIA	\$995.00
	CONCRETE-SPRINGBROOK	\$4,920.00
	S18913-CONCRETE, FIRE HYDRANT REPAIR, BOUQUET CYN	\$2,649.00
J. P. ARMAN CO.		\$16,364.00
JAMES WOODALL	HOTEL, MEALS, MILEAGE	\$1,903.70
JAMES WOODALL		\$1,903.70
JOHN KRZYK	REFUND PYMT IN ERROR	\$350.00
JOHN KRZYK		\$350.00
JOHN MURRAY PLUMBING	REPAIR-AVALON	\$665.00
	SIERRA HWY	\$300.00
JOHN MURRAY PLUMBING		\$965.00
JOSE J. MARTINEZ	D2, T1, HOURS CERT	\$165.00
JOSE J. MARTINEZ		\$165.00
JOSEPH D BLANKENSHIP	REF 22536 LOS ROGUES	\$71.11
JOSEPH D BLANKENSHIP		\$71.11
K & D WELDING, INC	S18905-WELD FLANGE, COC PARKING STRUCTURE FOR VWD	\$440.00
K & D WELDING, INC		\$440.00
KB HOME	REF 19446 LANFRANCA	\$15.65
	REF 19508 LANFRANCA	\$26.86
KB HOME		\$42.51
KENNEDY/JENKS CONSULTANTS	S16702-RECYCLE WATER 2B	\$4,698.82
KENNEDY/JENKS CONSULTANTS		\$4,698.82
KIMBALL MIDWEST	BEARTEX, CLAMPS	\$119.83
	DRIVER SET	\$69.35
	SAFETY GLASSES	\$43.23
	SAFETY GLASSES	\$86.46
	SOLVENT, MARKING	\$524.44
KIMBALL MIDWEST		\$843.31
LAURIE VLACH	28514 SILVERKING TRL	\$57.74
LAURIE VLACH		\$57.74
LOS ANGELES TIMES	TO 8/25/18	\$110.00
LOS ANGELES TIMES		\$110.00
MAGICAL FENCE	S17710-CATALA BOOSTER REPAIR	\$14,800.00
MAGICAL FENCE		\$14,800.00
MARI-CO MAIL SERVICE	MAY SERVICE	\$300.00
MARI-CO MAIL SERVICE		\$300.00
MATTHEW VAN DEVENTER	REF 19877 EMMETT	(\$27.06)
MATTHEW VAN DEVENTER		(\$27.06)

Santa Clarita Valley Water Agency
Santa Clarita Water Division
Check Register Report
From: June 1, 2018 to June 30, 2018

Vendor Name	Transaction Description	Transaction Amount
MESA ENGINEERING	S16615 PARTIAL RETENTION, EVERGREEN FIVE KNOLLS #602	\$24,159.25
MESA ENGINEERING		\$24,159.25
MIKE'S TIREMAN, INC	TIRES DITCHWITCH 76	\$300.00
MIKE'S TIREMAN, INC		\$300.00
MPS INC.	REFUND HYDRANT METER	\$944.34
MPS INC.		\$944.34
NAPA AUTO & TRUCK PARTS	ASSMBLY, V BELT	\$78.79
	BATTERY TERMINAL	\$15.02
	BATTERY, CORE	\$150.26
	CHARGE	\$3.00
	CHARGER	\$98.54
	CLEANERS, SPARK PLUG	\$71.31
	CORE RETURN	(\$19.71)
	HOSE & ENDS	\$47.72
	HOSE, FITTING	\$399.77
	RETN ASSMBLY	(\$44.88)
	SOCKET, EXTENSION	\$124.68
	WRENCH, SOCKETS	\$151.68
NAPA AUTO & TRUCK PARTS		\$1,076.18
NEWHALL WATER DIVISION-SCVWA	S17807-CASGEM, RICHARD SLADE SERVICES	\$359.90
	S18907-OLD TOWN CONSTRUCTION DEPOSIT FOR NWD	\$148,362.00
NEWHALL WATER DIVISION-SCVWA		\$148,721.90
NOSSAMAN LLP	S98806-PERCHLORATE	\$8,756.55
NOSSAMAN LLP		\$8,756.55
OAKRIDGE LANDSCAPE	REFUND HYDRANT METER	\$823.34
OAKRIDGE LANDSCAPE		\$823.34
OFFICE DEPOT, INC.	KITCHEN SUPPLIES	\$78.27
	KITCHEN SUPPLIES	\$4.73
	OFFICE SUPPLIES	\$48.37
	OFFICE SUPPLIES	\$306.83
	OPS OFFICE SUPPLIES	\$376.83
OFFICE DEPOT, INC.		\$815.03
PACIFIC PRINTING COMPANY	S18906 BUSINESS CARDS FOR RICHIE M. (VWD)	\$71.17
	S18907 -BUSINESS CARDS FOR JOSH G. (NWD)	\$142.35
	S18908-BUSINESS CARDS FOR PAUL H. (REIONAL)	\$71.18
PACIFIC PRINTING COMPANY		\$284.70
PATRICIA DESCENT	REISSUE REFUND	\$168.20
PATRICIA DESCENT		\$168.20
PAUL KLOTH	REF 25129 WHEELER	(\$85.39)
PAUL KLOTH		(\$85.39)
PAYMENTUS GROUP INC.	MAY FEES	\$10,437.70
PAYMENTUS GROUP INC.		\$10,437.70

Santa Clarita Valley Water Agency
 Santa Clarita Water Division
 Check Register Report
 From: June 1, 2018 to June 30, 2018

Vendor Name	Transaction Description	Transaction Amount
PERIMETER SECURITY SYSTEMS	SVC CALL GATES KEYSTN	\$503.66
PERIMETER SECURITY SYSTEMS		\$503.66
PETRO LOCK, INC.	DIESEL	\$2,251.72
	GASOLINE	\$3,158.33
	SURCHARGE	\$10.95
PETRO LOCK, INC.		\$5,421.00
PETTY CASH	CONTRACT HOURS REIMB	\$35.00
	MEAL, DRINKS	\$59.11
	MILEAGE, MEAL	\$33.16
PETTY CASH		\$127.27
PHYL-MAR ELECTRICAL SUPPLY	COUPLINGS	\$128.46
	ELECT BOX, ADP	\$83.85
	ROPE	\$46.39
	S17733-ELBOW, EARTHQUAKE VALVE RETROFIT	\$65.92
	WIRE	\$220.28
PHYL-MAR ELECTRICAL SUPPLY		\$544.90
PILAR ALONSO	27425 SANTA CLARITA	\$25.09
PILAR ALONSO		\$25.09
PITNEY BOWES INC	INK FOR POSTAGE METER	\$256.42
PITNEY BOWES INC		\$256.42
POWDER COATING PLUS	POWDERCOAT VALVE LIDS	\$279.23
POWDER COATING PLUS		\$279.23
PRAXAIR DISTRIBUTION, INC	CARBON DIOXIDE	\$109.15
	CARBON DIOXIDE	\$62.68
	CARBON DIOXIDE, WASHR	\$39.67
	GLASSES, GLOVES	\$27.85
	TIP, VALVE	\$140.98
PRAXAIR DISTRIBUTION, INC		\$380.33
PREMIERE GLOBAL SERVICES	CONFERENCING	\$12.86
PREMIERE GLOBAL SERVICES		\$12.86
RC BECKER & SON, INC	REFUND HYDRANT METER	\$873.84
RC BECKER & SON, INC		\$873.84
RED WING SHOE STORE	SAFETY SHOES RQ	\$250.00
RED WING SHOE STORE		\$250.00
ROYAL INDUSTRIAL SOLUTIONS	ETHERNET SWITCHES	\$4,301.95
ROYAL INDUSTRIAL SOLUTIONS		\$4,301.95
S & L SAFETY PRODUCTS	GLOVES, NECK SHIELDS	\$398.97
S & L SAFETY PRODUCTS		\$398.97
SAND BUILDING MATERIALS	S15714-CONCRETE, PLACERITA BOOSTER SC-12	\$181.93
SAND BUILDING MATERIALS		\$181.93
SANTA CLARITA VALLEY WATER AGENCY	1 QTR WORK COMP	\$16,030.85
	A T & T	\$2,869.32
	A T & T MAR/APR	\$4,345.77
	APRIL INSURANCE	\$70,387.50
	APRIL PAYROLL	\$218,309.35

Santa Clarita Valley Water Agency
 Santa Clarita Water Division
 Check Register Report
 From: June 1, 2018 to June 30, 2018

Vendor Name	Transaction Description	Transaction Amount
	APRIL SHARED EMPLOYEE	\$21,359.80
	BATTERY FOR S2	\$114.83
	BC BASHOR	\$71.18
	CONFERENCE REG KA	\$699.00
	CONFERENCE REG MR	\$160.00
	EDUC REIMB/TRAINING	\$2,730.00
	INS MAY	\$69,970.86
	LEES MAINT	\$2,017.05
	LEE'S MAINT	\$764.70
	LICENSE & DUES	\$592.40
	MAINTENANCE	\$3,261.59
	MAY FCF	\$10,070.00
	MAY FIXED	\$623,915.16
	MAY LAB	\$3,298.00
	MAY SAUGUS	\$39,250.00
	MAY VARIABLE	\$407,437.41
	P/R MAY	\$657,679.25
	PREPAID INSURANCE	\$29,464.10
	PURCHASED SERVICES	\$6,012.50
	REPAIR TO S16	\$1,408.01
	RETIREE INS APRIL	\$10,403.01
	RETIREE INSURANCE	\$11,337.16
	S16623 LAB, SKYLINE RANCH TRACT 60922	\$264.00
	S17505-WAREHOUSE RAMP	\$13,770.00
	S99400 FCF APR	(\$31,008.00)
	SUNPOWER JAN & FEB	\$77,810.81
	SUNPOWR MAR/APR	\$109,632.10
	SUPPLIES	\$1,056.40
	SUPPLIES, STATIONARY	\$4,080.09
	TEMP SH EMPLOYEES	\$1,408.50
	TEMP SHARED JAN-MAR	\$8,593.88
	WAREHOUSE MAINT MAR	\$764.70
	WATER PYMT-RATTLERS	(\$433.97)
	XACT, HARVEST TECH	\$6,477.50
SANTA CLARITA VALLEY WATER AGENCY		\$2,406,374.81
SCHWARTZ OIL CO	GASOLINE	\$2,172.61
	GASOLINE	\$2,139.68
	GASOLINE	\$2,460.39
SCHWARTZ OIL CO		\$6,772.68
SITE ONE LANDSCAPE SUPPLY	S15714-GRAVEL, PLACERITA BOOSTER SC-12	\$88.66
SITE ONE LANDSCAPE SUPPLY		\$88.66
SKAUG TRUCK BODY	S17502 TWO 856F UTILITY BODIES	\$28,930.00
SKAUG TRUCK BODY		\$28,930.00
SO CALIFORNIA EDISON CO.	S15714-NEW SVC, PLACERITA BOOSTER SC-12	\$2,806.37
SO CALIFORNIA EDISON CO.		\$2,806.37

Santa Clarita Valley Water Agency
Santa Clarita Water Division
Check Register Report
From: June 1, 2018 to June 30, 2018

Vendor Name	Transaction Description	Transaction Amount
SO. CALIFORNIA EDISON CO.	4652 JUNE	\$8,388.78
	4652-0518	\$39,248.30
	MAY CHARGES	\$93,228.57
	OFFICE	\$2,225.04
	WAREHOUSE	\$1,388.54
SO. CALIFORNIA EDISON CO.		\$144,479.23
SOLARBEE/MEDORA CORPORATION	JUNE SERVICE	\$9,776.69
SOLARBEE/MEDORA CORPORATION		\$9,776.69
SONIA CRUZ	22441 LA ROCHELLE	\$45.08
SONIA CRUZ		\$45.08
SOUTH COAST AQMD	EMISSIONS FEE	\$131.79
	WAREHOUSE FUEL FEE	\$240.52
SOUTH COAST AQMD		\$372.31
STAATS CONSTRUCTION INC.	S16623 REPAIR, SKYLINE RANCH TRACT 60922	\$2,495.00
	S16623-CHG ORDER, SKYLINE RANCH TRACT 60922	\$7,896.00
STAATS CONSTRUCTION INC.		\$10,391.00
STAPLES ADVANTAGE	OFFICE SUPPLIES	\$133.37
	OFFICE SUPPLIES	\$110.65
STAPLES ADVANTAGE		\$244.02
STEVEN & JACKIE ELLIS	REF 19432 CASTILLE	\$52.01
STEVEN & JACKIE ELLIS		\$52.01
SWRCB-DRINKING WATER OP CERT PROG	FORRAND D4	\$105.00
	J. ROSALES JR D1	\$55.00
SWRCB-DRINKING WATER OP CERT PROG		\$160.00
THE KREGO CORPORATION	PANEL AND ENCLOSURE	\$13,195.00
	TWO OF EACH, (1) PANELS,	\$9,877.00
THE KREGO CORPORATION		\$23,072.00
TPX COMMUNICATIONS	OFFICE	\$695.67
TPX COMMUNICATIONS		\$695.67
TRAFFIC MANAGEMENT, INC.	SAFETY CONES	\$643.20
TRAFFIC MANAGEMENT, INC.		\$643.20
TRENCH SHORING COMPANY	PLYWOOD	\$749.49
TRENCH SHORING COMPANY		\$749.49
TROPICAL WEST DESIGNS	PLANT	\$27.22
TROPICAL WEST DESIGNS		\$27.22
UNDERGROUND SERVICE ALERT/SC	MAY SERVICE	\$401.05
UNDERGROUND SERVICE ALERT/SC		\$401.05
USABLUEBOOK	CHLORINATOR, ADPTR	\$1,151.82
	HOSE FOR FLUSHING	\$450.84
	PUMP MOTOR OIL	\$1,582.11
	TESTING SUPPLIES	\$1,045.04
USABLUEBOOK		\$4,229.81

Santa Clarita Valley Water Agency
Santa Clarita Water Division
Check Register Report
From: June 1, 2018 to June 30, 2018

Vendor Name	Transaction Description	Transaction Amount
VALENCIA WATER DIVISION-SCVWA	GPS SOFTWARE ANNUAL MAINT	\$1,085.00
	S17805-PROMO ITEMS, RESIDENTIAL WATER SURVEY PROGR	\$5,035.40
	S17808-L & S REPORT, 2017 ANNUAL REPORT LUHDOFF ASSO	\$3,551.63
VALENCIA WATER DIVISION-SCVWA		\$9,672.03
VARIDESK LLC	CUSTOMER SERVICE	\$673.43
	CUSTOMER SERVICE	\$476.33
	CUSTOMER SERVICE	\$476.33
	CUSTOMER SERVICE	\$476.33
VARIDESK LLC		\$2,102.42
VERIZON WIRELESS	7 IPADS	\$112.86
	8 LINES	\$357.83
	CELL PHONES	\$2,561.81
VERIZON WIRELESS		\$3,032.50
VERTEX SURVEY, INC.	FAIR OAKS TANK SITE SETTL	\$0.00
VERTEX SURVEY, INC.		\$0.00
VTMI	REFUND HYDRANT METER	\$983.58
VTMI		\$983.58
WARREN DISTRIBUTING, INC.	FILTER, OIL #3	\$68.38
WARREN DISTRIBUTING, INC.		\$68.38
WASTE MANAGEMENT-BLUE BARREL	MAY SERVICE	\$979.74
WASTE MANAGEMENT-BLUE BARREL		\$979.74
WELLS FARGO	CREDIT-PADS	(\$108.00)
	ENG-OFFICE SUPPLIES	\$86.51
	FOOD, VARIDESK	\$1,035.83
	FUEL LINE, FILTER	\$24.87
	HOTEL-CONFERENCE	\$531.36
	PAPER - ENGINEERING	\$190.53
	PAPER - OFFICE	\$158.78
	PAPER - OPS	\$241.72
	S18906-SO CAL WATER UTILITY ASSOC VENDOR FAIR - 3	\$96.77
	S18908-HOTEL FOR B. ZVARA (REGIONAL), WATER DISTRB CC	\$774.01
	VARI-DESK CHAVON H.	\$495.00
	SUNBLOCK	\$209.46
	USB CHARGERS	\$116.76
	PREPARING GW SUSTAINABILITY WEBINAR KEITH A.	\$50.00
WELLS FARGO		\$3,903.60
WOLF'S TOWING AND AUTO REPAIR	TOW VEHICLE	\$487.50
WOLF'S TOWING AND AUTO REPAIR		\$487.50
XEROX CORPORATION	MAY SERVICE	\$136.15
XEROX CORPORATION		\$136.15
ZEE MEDICAL	FIRST AID SUPPLIES	\$111.87
	FIRST AID SUPPLIES	\$135.62
ZEE MEDICAL		\$247.49
Summary		\$3,350,461.17

Santa Clarita Valley Water Agency
Valencia Water Division
Check Register Report
June 2018

Vendor Name	Description	Total
A V EQUIPMENT RENTALS, INC	Arrowboard rental	250.00
	Arrow Board, Facility Mtce	95.00
	Tamper repair, S/N 2005	124.57
	Air compressor repair	663.43
	Tools for Maintenance	327.11
	Jackhammer & accessories	1,492.76
A V EQUIPMENT RENTALS, INC Total		2,952.87
A.L.K. SIMMONS, SUCCESSOR TRUSTEE	2018 Advance refund	5,400.00
	2018 Adv Grossup refund	1,700.00
A.L.K. SIMMONS, SUCCESSOR TRUSTEE Total		7,100.00
ABCO ASSOCIATED INC	2018 Advance refund	4,300.00
	2018 Adv Grossup refund	1,200.00
ABCO ASSOCIATED INC Total		5,500.00
ACC BUSINESS	Internet circuit	1,579.68
ACC BUSINESS Total		1,579.68
AIRGAS USA, LLC	Well W9 water softening	1,144.74
AIRGAS USA, LLC Total		1,144.74
ALASKA LABORERS EMPLOYERS RETIREMENT FUND	2018 Advance refund	184.50
ALASKA LABORERS EMPLOYERS RETIREMENT FUND Total		184.50
ALLEN INSTRUMENTS & SUPPLIES	Trimble annual mtce 2018-2019	1,085.00
ALLEN INSTRUMENTS & SUPPLIES Total		1,085.00
AMAZON CAPITAL SERVICES, INC.	Neck shields for hard hats (6)	86.94
	8-outlet surge protector	42.99
AMAZON CAPITAL SERVICES, INC. Total		129.93
AMERICAN BUSINESS MACHINES	Base rate charge 6/8/18-7/7/18	331.18
AMERICAN BUSINESS MACHINES Total		331.18
AMERICAN OFFICE PRODUCTS	Office supplies	292.32
	VWD stamp	82.07
AMERICAN OFFICE PRODUCTS Total		374.39
AQUA-FLO SUPPLY INC	Parts for 1/2" irrig repair	25.95
	Parts for Well maintenance	2.21
AQUA-FLO SUPPLY INC Total		28.16
ARC IMAGING RESOURCES-CALIFORNIA	ReInstall/ Relocate HP machine	510.00
	6204CP Lease 061618-071618	111.69
ARC IMAGING RESOURCES-CALIFORNIA Total		621.69
ASTRA INDUSTRIAL SERVICES, INC	Backflow parts	74.47
ASTRA INDUSTRIAL SERVICES, INC Total		74.47
AT&T	Long distance svc thru 6/1/18	53.65
	S Central Master	280.36
	LAN modem 04/28/18-05/27/18	75.08
	Cust Svc, Gen'l line 5/4-6/3	2,487.76
	Main, NW, NC 060718-070618	1,643.63

Santa Clarita Valley Water Agency
Valencia Water Division
Check Register Report
June 2018

Vendor Name	Description	Total
	S.West 060718-070618	451.05
	S.Central Master 060718-070618	286.90
	N.East 060718-070618	483.78
AT&T Total		5,762.21
BAKER CORP	Well W-9 water softening	746.87
BAKER CORP Total		746.87
BARBARA ROBBEN	2018 Advance refund	4,600.00
	2018 Adv Grossup refund	1,400.00
BARBARA ROBBEN Total		6,000.00
BEST BUY BUSINESS ADVANTAGE	Printer cable (MA)	43.79
BEST BUY BUSINESS ADVANTAGE Total		43.79
BRIAN CATALDE MONEY PURCHASE	2018 Advance refund	39,100.00
	2018 Adv Grossup refund	800.00
BRIAN CATALDE MONEY PURCHASE Total		39,900.00
BRIAN R SWEET & DEBORAH A SWEET	2018 Advance refund	7,500.00
BRIAN R SWEET & DEBORAH A SWEET Total		7,500.00
BURRTEC WASTE INDUSTRIES, INC.	Trash svc, June 2018	322.44
BURRTEC WASTE INDUSTRIES, INC. Total		322.44
CDW DIRECT, LLC	Wireless headset for CS	262.06
	Cords, video cables for GIS	161.55
	Monitor privacy filters-CSRs	433.36
	Wireless Mouse	37.65
	DVI video Cables	76.35
	HP toner cartridges	511.55
	REVV Standard Licenses for GIS	933.34
	UPS Battery backup units	150.70
	USB printer cables	77.67
	Cables for GIS workstations (4	162.37
	4-22" monitors for CSRs	793.62
	MS Surface Pro tablet, JG	2,550.05
CDW DIRECT, LLC Total		6,150.27
CHIQUITA CANYON LANDFILL	Commercial trash 2.98 tons	184.76
CHIQUITA CANYON LANDFILL Total		184.76
CINTAS CORPORATION #684	Uniforms	4,813.73
	Mop, freshener, soap, blg mats	1,788.69
CINTAS CORPORATION #684 Total		6,602.42
CINTAS FIRST AID & SAFETY LOC #168	AED view lease, downstairs May	64.61
	AED view lease, mezzanine May	108.41
	Inspect,restock first aid cabinets	290.53
CINTAS FIRST AID & SAFETY LOC #168 Total		463.55
CITY OF SANTA CLARITA	Encroachment permits Apr 2018	168.00
CITY OF SANTA CLARITA Total		168.00

Santa Clarita Valley Water Agency
Valencia Water Division
Check Register Report
June 2018

Vendor Name	Description	Total
CLEAN TOUCH JANITORIAL, INC.	Janitorial svc, May 2018	1,625.00
	Semi annual floor strip & wax	250.00
CLEAN TOUCH JANITORIAL, INC. Total		1,875.00
COHEN COHEN & ASSOCIATES	Misc Consulting, Apr & May	712.50
COHEN COHEN & ASSOCIATES Total		712.50
COLE, DIANN	2018 Advance refund	7,500.00
COLE, DIANN Total		7,500.00
COLUMBUS US, INC.	GP support, May 2018	7,631.25
	GP support svc	4,818.75
COLUMBUS US, INC. Total		12,450.00
CONNER, DARINE	DC tuition reimbursement	522.12
CONNER, DARINE Total		522.12
CORE & MAIN LP	10" MM Octave meter (2)	17,777.01
	20 ft 1" PVC pipes	70.08
	14CAD bolt & nut kit (4)	95.27
	1X5X8X3/4 ANG BMV (10)	836.69
	EMMR/DMMR car adaptor/charger	67.86
	30x48x18 meter box & cover (2)	1,467.47
	3/4" couplings, 1/2" nipples	807.56
	3" Hydrant Meters	758.11
	Meter boxes	1,665.45
	Meter 65 repair S/N 1612089	122.25
CORE & MAIN LP Total		23,667.75
CORRPRO COMPANIES, INC.	Cathodic protection RW sys survey	27,390.00
CORRPRO COMPANIES, INC. Total		27,390.00
DA DEVINE & J DEVINE, TRUSTEES	2018 Advance refund	1,500.00
	2018 Adv Grossup refund	500.00
DA DEVINE & J DEVINE, TRUSTEES Total		2,000.00
DATALINK NETWORKS INC.	I/T support svc, May overage	10,806.50
	IT Support, Jun 2018 retainer	4,000.00
	Evault svc, Jun 2018	3,510.00
	Datto svc, June 2018	968.66
DATALINK NETWORKS INC. Total		19,285.16
DATAPROSE, LLC	High consumption letters	672.96
	Annual CCR Notices	1,377.52
DATAPROSE, LLC Total		2,050.48
DELOITTE & TOUCHE LLP	VWC Audits for YR Ended 123117	140,000.00
	VWC Audit for YR Ended 012218	39,163.00
DELOITTE & TOUCHE LLP Total		179,163.00
DELOITTE TAX, LLP	Deloitte/Tax services	50,000.00
	Tax services	9,653.00
DELOITTE TAX, LLP Total		59,653.00

Santa Clarita Valley Water Agency
Valencia Water Division
Check Register Report
June 2018

Vendor Name	Description	Total
DICKENS, MATTHEW	MD tuition, Winter 2018	12,367.52
DICKENS, MATTHEW Total		12,367.52
DIEGELMAN, DARYL	2018 Advance refund	8,400.00
DIEGELMAN, DARYL Total		8,400.00
DIEGELMAN, DAVID A	2018 Advance refund	5,900.00
DIEGELMAN, DAVID A Total		5,900.00
DIRECTV, INC.	Service 05/16/18-06/15/18	123.44
DIRECTV, INC. Total		123.44
DLT SOLUTIONS LLC	AutoCAD license/Regional 1yr	6,611.17
	NWD/ CAD Software License	375.69
DLT SOLUTIONS LLC Total		6,986.86
EBIX, INC.	Base fee May, CPI adj	451.49
EBIX, INC. Total		451.49
EMPIRE CLEANING SUPPLY	Janitorial, blg paper supply	629.59
EMPIRE CLEANING SUPPLY Total		629.59
ENTERPRISE FLEET SERVICES	Fleet svcs, June 2018	22,963.61
ENTERPRISE FLEET SERVICES Total		22,963.61
ENVIROSUPPLY & SERVICE, INC.	Sounding cables replacement	963.27
ENVIROSUPPLY & SERVICE, INC. Total		963.27
EUROFINS EATON ANALYTICAL INC	Well 201 testing 05/01/18	150.00
	TCP testing 05/03/18	300.00
	Well 201 testing 05/07/18	5,065.00
	UCMR4 testing April	7,000.00
	UCMR4 testing, May	7,000.00
	Well 201 lead/eff 05/07/18	248.00
	Well 201 NPDES testing 5/1/18	1,129.00
	Well 201 Lead/lag 05/07/18	268.00
	TCP testing 05/10/18	500.00
	TCP Testing 05/17/18	600.00
EUROFINS EATON ANALYTICAL INC Total		22,260.00
EVOQUA WATER TECHNOLOGIES LLC	W201 Perchlorate resin chg-out	105,913.25
EVOQUA WATER TECHNOLOGIES LLC Total		105,913.25
FASTENAL COMPANY	Maintenance parts for Well S6	26.50
FASTENAL COMPANY Total		26.50
FEDEX	FedEx svc thru 06/08/18	20.49
FEDEX Total		20.49
FERGUSON CASE ORR PATERSON LLP	Professional Services, April	70.00
FERGUSON CASE ORR PATERSON LLP Total		70.00
FERGUSON WATERWORKS	5G liq dechlorinator solution	9,560.81
	5Gal dechlor solution (48)	3,882.67
FERGUSON WATERWORKS Total		13,443.48
FIRST TRUST CO OF ONAGA/G ESCOBEDO	2018 Advance refund	3,300.00

Santa Clarita Valley Water Agency
Valencia Water Division
Check Register Report
June 2018

Vendor Name	Description	Total
	2018 Adv Grossup refund	1,000.00
FIRST TRUST CO OF ONAGA/G ESCOBEDO Total		4,300.00
FLESCHER FAMILY TRUST	2018 Advance refund	4,300.00
	2018 Adv Grossup refund	1,000.00
FLESCHER FAMILY TRUST Total		5,300.00
FLO FONES PROFIT SHARING TRUST	2018 Advance refund	2,300.00
FLO FONES PROFIT SHARING TRUST Total		2,300.00
GITTELMAN FAMILY TRUST/M GITTELMAN	2018 Adv Grossup refund	2,500.00
GITTELMAN FAMILY TRUST/M GITTELMAN Total		2,500.00
GRAINGER	Chlorinator solenoid valves	1,267.71
	78x60x24 storage cabinet	1,689.93
	Danger Signs,Gloves/Respirator	583.78
GRAINGER Total		3,541.42
GUSTAFSON, SCOTT ANDREW	2018 Advance refund	1,300.00
	2018 Adv Grossup refund	700.00
GUSTAFSON, SCOTT ANDREW Total		2,000.00
HACH COMPANY	WQ Testing Supplies	2,847.32
HACH COMPANY Total		2,847.32
HARRINGTON INDUSTRIAL PLASTICS LLC	Kit rebuilds, hydra cell pump	4,620.11
HARRINGTON INDUSTRIAL PLASTICS LLC Total		4,620.11
HIRSCH PIPE & SUPPLY	Waterfree unrial cartridges	281.21
HIRSCH PIPE & SUPPLY Total		281.21
HOME DEPOT CREDIT SERVICES	Cement & Mtce tools,supply	171.58
	Sod used w/ Meter repairs	14.42
HOME DEPOT CREDIT SERVICES Total		186.00
INDOOR PLANT PROFESSIONALS	Interior plant service, June	100.00
INDOOR PLANT PROFESSIONALS Total		100.00
J & K MORRILL, TTEE MORRILL	2018 Advance refund	3,900.00
	2018 Adv Grossup refund	1,100.00
J & K MORRILL, TTEE MORRILL Total		5,000.00
J MORRILL & K MORRILL, TTEE MORRILL	2018 Advance refund	1,900.00
J MORRILL & K MORRILL, TTEE MORRILL Total		1,900.00
JAMES A VANCE AND SUSAN R VANCE	2018 Advance refund	3,300.00
JAMES A VANCE AND SUSAN R VANCE Total		3,300.00
JAMES D. RIGLER TRUST	2018 Advance refund	35,000.00
	2018 Adv Grossup refund	10,500.00
JAMES D. RIGLER TRUST Total		45,500.00
JAMES M LEONARD	2018 Advance refund	1,100.00
	2018 Adv Grossup refund	600.00
JAMES M LEONARD Total		1,700.00
JENSEN DESIGN & SURVEY, INC.	Magic Mtn Booster Sta Upgrade - Eng Svcs	25,202.50
	Magic Mtn Pky Phasing Study - Eng Svcs	58,817.50

Santa Clarita Valley Water Agency
Valencia Water Division
Check Register Report
June 2018

Vendor Name	Description	Total
	Mission Vlg Two 4MG Tanks-Eng Svcs,	7,560.00
	Mission Vlg Booster Sta-Eng Svcs, Design	8,185.00
	Landmark Vlg TR 53108 Phase 1 Eng Svcs	240.00
	Socal Innovation Park Prelim Eng Svcs	1,662.50
	Relocate Line Between Well 206/207	5,402.50
	Mission Vlg Phase 1 Potable Water Sys	7,850.00
JENSEN DESIGN & SURVEY, INC. Total		114,920.00
JOHN MURRAY PLUMBING	23838 Rotanda, Svc Repair	1,507.00
	30156 Kessler Ct, Svc Repair	2,711.50
	30072 Cambridge, Svc Repair	2,711.50
	30022 Hamlet Way, Svc Repair	300.00
	30163 Kessler Ct, Svc Repair	587.25
JOHN MURRAY PLUMBING Total		7,817.25
KATELL PROPERTIES, LCC	2018 Advance refund	1,500.00
KATELL PROPERTIES, LCC Total		1,500.00
KIRSTIE LYNN BUSHNELL LIVING TRUST	2018 Advance refund	2,300.00
KIRSTIE LYNN BUSHNELL LIVING TRUST Total		2,300.00
KORALEEN ENTERPRISES	Water quality testing supplies	443.40
KORALEEN ENTERPRISES Total		443.40
LANDCARE	Landscape mtce svc June 2018	644.70
LANDCARE Total		644.70
LAWRENCE E WEISS REVOCABLE TRUST	2018 Advance refund	3,800.00
LAWRENCE E WEISS REVOCABLE TRUST Total		3,800.00
LEONARD CHARITABLE FOUNDATION	2018 Advance refund	39,700.00
LEONARD CHARITABLE FOUNDATION Total		39,700.00
LEONARD, MARK G	2018 Advance refund	3,100.00
	2018 Adv Grossup refund	400.00
LEONARD, MARK G Total		3,500.00
LLOYD E RIGLER & LAWRENCE E	2018 Advance refund	65,500.00
LLOYD E RIGLER & LAWRENCE E Total		65,500.00
LOS ANGELES COUNTY TAX COLLECTOR	Balance FY17-18 property tax	69,886.56
	AIN:3244 032 019 17 0000 YR17	695.61
LOS ANGELES COUNTY TAX COLLECTOR Total		70,582.17
LOS ANGELES TIMES	Daily newspaper thru 08/19/18	60.00
LOS ANGELES TIMES Total		60.00
LOZANO, JUDIBETH	JL-2018 AWWA Workshop Meals	89.20
	JL-2018 AWWA Workshop Lodging	213.18
LOZANO, JUDIBETH Total		302.38
LUHDORFF & SCALMANINI	Regional/2017 Annual Water Rpt	3,551.63
	SCWD/2017 Annual Water Rpt	3,551.63
	NCWD/2017 Annual Water Rpt	3,551.63
	VWD/2017 Annual Water Rpt	3,551.61

Santa Clarita Valley Water Agency
Valencia Water Division
Check Register Report
June 2018

Vendor Name	Description	Total
	2017 Annual Water Rpt, VWD	946.15
	2017 Annual Water Rpt, SCWD	946.15
	2017 Annual Water Rpt, NWD	946.15
	2017 Annual Water Rpt,Regional	946.15
LUHDORFF & SCALMANINI Total		17,991.10
MARICO MAIL SERVICE	Banking,inter-ofc svc May 2018	675.00
MARICO MAIL SERVICE Total		675.00
MARK & CANDACE H LEONARD	2018 Advance refund	1,000.00
	2018 Adv Grossup refund	300.00
MARK & CANDACE H LEONARD Total		1,300.00
MCMASTER-CARR COMPANY	Maintenance parts for Wells	875.83
MCMASTER-CARR COMPANY Total		875.83
MICHAEL BILLAT & GAYLE BILLAT	2018 Advance refund	1,200.00
MICHAEL BILLAT & GAYLE BILLAT Total		1,200.00
NANCY K. SPAIN	2018 Advance refund	900.00
	2018 Adv Grossup refund	300.00
NANCY K. SPAIN Total		1,200.00
NATEC INTERNATIONAL, INC.	Asbestos Pipe course 04/11/18	2,400.00
NATEC INTERNATIONAL, INC. Total		2,400.00
NATIONAL CORROSION	Cathodic protection sys survey	7,538.00
	Regional/ Cathodic sys survey	8,256.25
NATIONAL CORROSION Total		15,794.25
NEWHALL WATER DIVISION	Phase 2C RW Water Design	13,107.31
	4" meter c/out Hillcrest Elem	4,083.60
	6" meter c/out Castaic MS	1,476.58
	Seco Cyn 1" svc repair	2,353.83
	Phase 2C RW Design	19,268.60
	SCV CASGEM, April billing	370.80
NEWHALL WATER DIVISION Total		40,660.72
NORTHERN DIGITAL	SCVWA PLC Panel Design Modif	1,625.00
	Well E-17 New PLC/SCADA Control Pan	1,250.00
NORTHERN DIGITAL Total		2,875.00
NOSSAMAN LLP	Perchlorate Claim, May svcs	8,756.55
NOSSAMAN LLP Total		8,756.55
OLSEN, LYLE	2018 Advance refund	700.00
OLSEN, LYLE Total		700.00
PAUL H. KNAPP	2018 Advance refund	900.00
	2018 Adv Grossup refund	300.00
PAUL H. KNAPP Total		1,200.00
PETERSON PRINTING	Window Envelopes #10	613.20
PETERSON PRINTING Total		613.20
PITNEY BOWES	Postage machine lease Jun-Sep	820.20

Santa Clarita Valley Water Agency
Valencia Water Division
Check Register Report
June 2018

Vendor Name	Description	Total
PITNEY BOWES Total		820.20
POLLARDWATER	26.5# Ascorbic acid	1,823.54
	Hydrant not in svc signs	467.88
POLLARDWATER Total		2,291.42
QUINN POWER SYSTEMS	Office Generator troubleshoot	453.08
	400KVA annual PM svc	1,174.59
	600KVA annual PM service	4,012.42
	Office gen quarterly inspectn	573.23
	600KVA troubleshoot,repair	3,063.07
QUINN POWER SYSTEMS Total		9,276.39
R T FRANKIAN & ASSOCIATES	McBean/Fairview emergcy repair	3,529.00
	Bouquet Cyn/NRR repair	960.00
R T FRANKIAN & ASSOCIATES Total		4,489.00
RC BECKER & SON INC.	Newhall Ranch Rd/Bouquet Cyn Pave	60,471.76
RC BECKER & SON INC. Total		60,471.76
REFUND CUSTOMER	30016 Hamlet Way, Svc Repair	2,100.00
	051418 Customer refund	270.58
	052418 Customer refunds	1,963.34
	061218 Customer Refunds	581.91
REFUND CUSTOMER Total		4,915.83
RESERVE ACCOUNT	Postage machine refill	5,000.00
RESERVE ACCOUNT Total		5,000.00
RIGLER, JAMES D	2018 Advance refund	10,600.00
	2018 Adv Grossup refund	3,700.00
RIGLER, JAMES D Total		14,300.00
RMR EQUIPMENT RENTAL INC	Water trucks 042218, 051518	3,420.00
	Water trucks 042618	1,320.00
RMR EQUIPMENT RENTAL INC Total		4,740.00
RYAN PROCESS INC	50# Constant chlor+ briquettes	17,108.28
RYAN PROCESS INC Total		17,108.28
S A AND M A MAMMONE JR TEN	2018 Advance refund	1,500.00
S A AND M A MAMMONE JR TEN Total		1,500.00
SANTA CLARITA VALLEY WATER AGENCY	Variable water, May 2018	298,079.21
	Fixed water charge, May 2018	468,260.07
	Lab fees, May 2018	4,098.00
	Water softening lab fee, May	80.00
	Well 201 WQ testing fees, May	1,920.00
	Recycled water, May 2018	22,745.47
SANTA CLARITA VALLEY WATER AGENCY Total		795,182.75
SANTA CLARITA WATER DIVISION	Riversbridge/ Fusia-Svc Repair	1,317.50
	SCWD Engineering Labor, March	2,858.03
	Rexford, Mainline Repair	1,930.19

Santa Clarita Valley Water Agency
Valencia Water Division
Check Register Report
June 2018

Vendor Name	Description	Total
	Tibbits & Anza, Svc Repair	2,561.44
	SCWD Engineering Labor, Feb	2,277.62
SANTA CLARITA WATER DIVISION Total		10,944.78
SHILPARK STUDIO PAINT	Paint, brushes for Maintenance	173.54
SHILPARK STUDIO PAINT Total		173.54
SIERRA DOOR SYSTEMS, INC.	Warehouse doors repair svcs	575.00
SIERRA DOOR SYSTEMS, INC. Total		575.00
SKAGGS CONCRETE SAWING INC	Coppherhill-flatsaw asphalt	350.00
	Via Paladar asphalt cleanup	350.00
	Goodrich Ct asphalt cleanup	350.00
SKAGGS CONCRETE SAWING INC Total		1,050.00
SLM SERVICES	Weed Abatement, Tank Mtce	15,483.00
	Week Abatement, Pump Mtce	679.07
SLM SERVICES Total		16,162.07
SMART & FINAL	Vending machine supplies	157.06
	Production luncheon drinks	43.39
	Vinegar for Chlorinators	344.16
SMART & FINAL Total		544.61
SOUTHERN CALIFORNIA EDISON CO	Purchased power 05/2018	251,265.75
	VWD Office 051418-061318	4,044.53
SOUTHERN CALIFORNIA EDISON CO Total		255,310.28
SPAIN, WILLIAM J/FIRST TRUST CO	2018 Advance refund	12,700.00
	2018 Adv Grossup refund	4,100.00
SPAIN, WILLIAM J/FIRST TRUST CO Total		16,800.00
STAATS CONSTRUCTION INC.	J4324 Tourney Plaza PM23349	1,476.35
	Job 2462 Avanti TR52455-12	18,873.05
	Trash from jobs to landfill	240.00
	27335 Tourney PM 23349 Lots 7,8	16,632.95
	Newhall Ranch Rd Bridge Widening	2,968.50
	Avanti TR 52455-12 Install Svcs	12,785.25
	S17-810/Gateway	104,090.40
	Skyview Ln/Old Rd 14x12 Drop in	23,374.80
STAATS CONSTRUCTION INC. Total		180,441.30
STANGL P&J	2018 Advance refund	10,900.00
	2018 Adv Grossup refund	3,300.00
STANGL P&J Total		14,200.00
STATE WATER RESOURCES BOARD	Extract'n & diversion fees 2017	1,100.00
STATE WATER RESOURCES BOARD Total		1,100.00
STEVEN L. DAVIS TRUST	2018 Advance refund	39,300.00
	2018 Adv Grossup refund	7,500.00
STEVEN L. DAVIS TRUST Total		46,800.00
STEVEN P. COVEY	2018 Advance refund	6,100.00

Santa Clarita Valley Water Agency
Valencia Water Division
Check Register Report
June 2018

Vendor Name	Description	Total
	2018 Adv Grossup refund	1,900.00
STEVEN P. COVEY Total		8,000.00
SWEET, DEBORAH A	2018 Advance refund	6,100.00
SWEET, DEBORAH A Total		6,100.00
SWRCB-DWOCP	AH D3 certification fee	90.00
	JH D2 renewal fee	80.00
	CAV D2 renewal fee	60.00
SWRCB-DWOCP Total		230.00
SYSTEMS & SOFTWARE, INC.	TLS support 05/23/18-05/22/19	2,000.00
	RHEL server licenses	2,000.00
SYSTEMS & SOFTWARE, INC. Total		4,000.00
TECHNOFLO SYSTEMS	Pulse card assembly (10)	1,477.47
TECHNOFLO SYSTEMS Total		1,477.47
THE RICHARD L RILEY LIVING TRUST	2018 Advance refund	1,700.00
	2018 Adv Grossup refund	600.00
THE RICHARD L RILEY LIVING TRUST Total		2,300.00
THE WEISS LIVING TRUST, AS AMENDED	2018 Advance refund	14,300.00
	2018 Adv Grossup refund	4,600.00
THE WEISS LIVING TRUST, AS AMENDED Total		18,900.00
TOBIN LIVING TRUST DTD 1/17/89	2018 Advance refund	4,500.00
TOBIN LIVING TRUST DTD 1/17/89 Total		4,500.00
TOYOTA-LIFT OF LOS ANGELES, INC.	Vehicle Maintenance	120.81
TOYOTA-LIFT OF LOS ANGELES, INC. Total		120.81
TPX COMMUNICATIONS, CO.	T1 business lines thru 7/08/18	1,110.40
TPX COMMUNICATIONS, CO. Total		1,110.40
TRAFFIC MANAGEMENT INC	Safety signs "Open Trench"	100.74
	Copperhill 2" rpr lane closure	1,638.00
TRAFFIC MANAGEMENT INC Total		1,738.74
UNDERGROUND SERVICE ALERT	USA tix charges, DB mtce fee	181.60
UNDERGROUND SERVICE ALERT Total		181.60
UNIQUE SERVICES	V-2 B/S shade cover install	697.00
	Generators repairs & mtce svcs	392.00
UNIQUE SERVICES Total		1,089.00
UNITED RECORDS MANAGEMENT, INC.	Scanning svc misc acctg docs	426.75
UNITED RECORDS MANAGEMENT, INC. Total		426.75
VALENCIA TOWN CENTER VENTURE, LP	2018 Advance refund	3,600.00
	2018 Adv Grossup refund	1,000.00
VALENCIA TOWN CENTER VENTURE, LP Total		4,600.00
VALLEY COURIERS, INC	Exchange for W/Fargo, May 2018	247.03
VALLEY COURIERS, INC Total		247.03
VERIZON WIRELESS	Service 04/16/18-05/15/18	2,625.70
VERIZON WIRELESS Total		2,625.70

Santa Clarita Valley Water Agency
Valencia Water Division
Check Register Report
June 2018

Vendor Name	Description	Total
WARREN C EDWARDS TRUST	2018 Advance refund	3,300.00
	2018 Adv Grossup refund	1,100.00
WARREN C EDWARDS TRUST Total		4,400.00
WATER CO REF CONTRACT TRUST 2010-1	2018 Advance refund	183,800.00
	2018 Adv Grossup refund	39,300.00
WATER CO REF CONTRACT TRUST 2010-1 Total		223,100.00
WATERWISE CONSULTING, INC.	2018 Residential,Commercial Water Surv	7,111.50
WATERWISE CONSULTING, INC. Total		7,111.50
WELLS FARGO BANK, N.A.	HughesNet EOC 052518-062518	202.65
	Employee ergo desk supplies	750.05
	Domain names renewal fees	86.96
	Production dept luncheon	204.77
WELLS FARGO BANK, N.A. Total		1,244.43
WESTERN MUNICIPAL WATER DISTRICT	2017-2018 Free Sprinkler Nozzle Prog	87.50
WESTERN MUNICIPAL WATER DISTRICT Total		87.50
WILLIAM A. SELLIER, AS TRUSTEE	2018 Advance refund	9,300.00
	2018 Adv Grossup refund	2,800.00
WILLIAM A. SELLIER, AS TRUSTEE Total		12,100.00
WILLIAM G. LEONARD	2018 Advance refund	7,800.00
	2018 Adv Grossup refund	1,500.00
WILLIAM G. LEONARD Total		9,300.00
WILLIAM LYON HOMES, INC	2018 Advance refund	10,800.00
	2018 Adv Grossup refund	2,300.00
WILLIAM LYON HOMES, INC Total		13,100.00
WILLSON, KATHLEEN	KW mileage 042318-061518	244.16
WILLSON, KATHLEEN Total		244.16
WJ OR NK SPAIN, TRUSTEES	2018 Advance refund	2,800.00
	2018 Adv Grossup refund	600.00
WJ OR NK SPAIN, TRUSTEES Total		3,400.00
WOLFF, BARBARA B.	2018 Advance refund	1,600.00
	2018 Adv Grossup refund	500.00
WOLFF, BARBARA B. Total		2,100.00
WRIGHT EXPRESS FINANCIAL SERVICES	Fuel purchases thru 06/06/18	7,942.88
WRIGHT EXPRESS FINANCIAL SERVICES Total		7,942.88
ZAKAR, ROBYN	RZ-2018 AWWA Workshop Meals	71.65
	RZ-2018 AWWA Workshop Lodging	307.19
ZAKAR, ROBYN Total		378.84
Grand Total		2,930,781.06

Large Disbursement Check Registers

[This page intentionally left blank.]

Santa Clarita Valley Water Agency
Regional Division's Ten Largest Disbursements
June 1, 2018 to June 30, 2018

No.	Vendor Name	Check Number	Check Date	Account Title	Amount
	DEPARTMENT OF WATER RESOURCES	35586	06/06/2018	Contract #160213-Water supply	940,619.00
		35798	06/25/2018	Contract Payment-June APRIL DWR VARIABLE	596,953.00
1	DEPARTMENT OF WATER RESOURCES				1,537,572.00
	PACIFIC HYDROTECH CORPORATION	35837	06/25/2018	CONTRACT-ESIPS Pipeline	411,003.25
		35928	06/29/2018	Improvements CONTRACT-ESIPS Pipeline	239,248.00
2	PACIFIC HYDROTECH CORPORATION				650,251.25
	GSE CONSTRUCTION COMPANY INC.	35599	06/06/2018	CONTRACT-Foothill Feeder Turnout	257,165.00
		35600	06/06/2018	#200905 CONTRACT-Foothill Feeder Turnout	114,357.20
		35815	06/25/2018	#200905 CONTRACT-Foothill Feeder Turnout	218,025.00
3	GSE CONSTRUCTION COMPANY INC.				589,547.20
	ENVIRONMENTAL CONSTRUCTION, INC.	35804	06/25/2018	CONTRACT-Rio Vista Valve No. 2	460,850.70
4	ENVIRONMENTAL CONSTRUCTION, INC.			Modifications Project #200010E	
	CLARK BROS. INC.	35926	06/29/2018	CONTRACT-Clearwell CT	421,800.92
				Improvements # 200105E	-21,090.05
				RETENTION PAYABLE-Clearwell CT	
5	CLARK BROS. INC.			Improvements # 200105E	400,710.87
	CALPERS	35925	06/29/2018	OPEB PAYABLE - Apr thru Jun 18	376,230.49
6	CALPERS				376,230.49
	X-ACT TECHNOLOGY SOLUTIONS, INC.	35867	06/25/2018	Harware/Software/Licensing/Netwo	265,158.13
7	X-ACT TECHNOLOGY SOLUTIONS, INC.			rk, Domain Consolidation	265,158.13
	STATE WATER CONTRACTORS	35855	06/25/2018	Bay Delta, Energy Fund, & Member	197,609.00
8	STATE WATER CONTRACTORS			Dues	197,609.00
	SOUTHERN CALIFORNIA EDISON	35932	06/29/2018	ELECTRICITY-OTHER-May Service	4,692.95
				ELECTRICITY-PUMPING-May	165,373.47
				service	
				ELECTRICITY-TRTMENT PLANT-	4,930.34
				May Service	
				ELECTRICITY-WELLS-May Service	10,693.40
9	SOUTHERN CALIFORNIA EDISON				185,690.16
	SOLAR STAR CA. XXVIII, LLC/SUNPOWER	35917	06/27/2018	Electricity-DUE FROM SCWD-May	53,488.04
				ELECTRICITY-May Service	1,069.76
				ELECTRICITY-PUMPING-May	38,511.38
				service	
				ELECTRICITY-TRTMENT PLANT-	9,627.84
				May Service	
				ELECTRICITY-WELLS-May Service	4,279.06
10	SOLAR STAR CA. XXVIII, LLC/SUNPOWER				106,976.08
	Summary				4,770,595.88

SCV Water-Newhall Water Division

Ten Largest Disbursements
June 1, 2018 to June 30, 2018

Vendor Name	Check	Check	Description	Amount
SCV WATER	111331	06/28/2018	PURCHASED WATER 5/18	85,198.97
			PURCHASED WATER 5/18 - SAUGUS WELL #1 & #2	14,392.19
			FIXED WATER CHARGES 5/18	130,046.35
			LAB FEES 5/18	1,023.00
1 SCV WATER				230,660.51
EDISON CO.	111317	06/28/2018	A/C #2-40-708-3856 5/18	75,229.43
2 EDISON CO.				75,229.43
ACWA-JPIA/CB&T	111208	06/14/2018	HEALTH BENEFITS 7/18	59,971.11
3 ACWA-JPIA/CB&T				59,971.11
RMC, A WOODARD & CURRAN CO.	111191	06/07/2018	PHASE 2C RECYCLED WATER MAIN EXTENSION 5/18	52,429.26
4 RMC, A WOODARD & CURRAN CO.				52,429.26
SKAUG TRUCK BODY WORKS	111156	06/01/2018	DODGE UTILITY BED - UNIT #80	17,446.00
			DODGE UTILITY BED - UNIT #81	15,796.00
5 SKAUG TRUCK BODY WORKS				33,242.00
FAMCON PIPE AND SUPPLY INC.	111319	06/28/2018	(6) METER WRENCHES	558.45
			(16) FIRE HYDRANTS	26,192.40
6 FAMCON PIPE AND SUPPLY INC.				26,750.85
RICKER CONSTRUCTION INC.	111190	06/07/2018	ASPHALT REPAIRS - THE OLD RD	14,079.00
			ASPHALT MORATORIUM - NEARGATE DR	7,116.00
			ASPHALT REPAIRS - 4TH ST & RACE ST	4,587.00
7 RICKER CONSTRUCTION INC.				25,782.00
MCCROMETER INC.	111186	06/07/2018	MAG METERS - CASTAIC NORTHLAKE PUMP STATION	24,021.71
8 MCCROMETER INC.				24,021.71
EDISON CO.	111283	06/21/2018	A/C #2-40-708-3344 5/18	17,334.69
			A/C #2-40-708-2270 5/18	2,168.50
9 EDISON CO.				19,503.19
NOSSAMAN LLP	111188	06/07/2018	PERCHLORATE CLAIM 4/18	16,406.14
10 NOSSAMAN LLP				16,406.14
Summary				563,996.20

Santa Clarita Valley Water Agency

Santa Clarita Water Division

Check Register Report

Top Ten Payments Detail From: June 1, 2018 to June 30, 2018

	Vendor Name	Transaction Description	Transaction Amount
	SANTA CLARITA VALLEY WATER AGENCY	1 QTR WORK COMP	\$16,030.85
		A T & T	\$2,869.32
		A T & T MAR/APR	\$4,345.77
		APRIL INSURANCE	\$70,387.50
		APRIL PAYROLL	\$218,309.35
		APRIL SHARED EMPLOYEE	\$21,359.80
		BATTERY FOR S2	\$114.83
		BC BASHOR	\$71.18
		CONFERENCE REG KA	\$699.00
		CONFERENCE REG MR	\$160.00
		EDUC REIMB/TRAINING	\$2,730.00
		INS MAY	\$69,970.86
		LEES MAINT	\$2,017.05
		LEE'S MAINT	\$764.70
		LICENSE & DUES	\$592.40
		MAINTENANCE	\$3,261.59
		MAY FCF	\$10,070.00
		MAY FIXED	\$623,915.16
		MAY LAB	\$3,298.00
		MAY SAUGUS	\$39,250.00
		MAY VARIABLE	\$407,437.41
		P/R MAY	\$657,679.25
		PREPAID INSURANCE	\$29,464.10
		PURCHASED SERVICES	\$6,012.50
		REPAIR TO S16	\$1,408.01
		RETIREE INS APRIL	\$10,403.01
		RETIREE INSURANCE	\$11,337.16
		S16623 LAB, SKYLINE RANCH TRACT 60922	\$264.00
		S17505-WAREHOUSE RAMP	\$13,770.00
		S99400 FCF APR	(\$31,008.00)
		SUNPOWER JAN & FEB	\$77,810.81
		SUNPOWR MAR/APR	\$109,632.10
		SUPPLIES	\$1,056.40
		SUPPLIES, STATIONARY	\$4,080.09
		TEMP SH EMPLOYEES	\$1,408.50
		TEMP SHARED JAN-MAR	\$8,593.88
		WAREHOUSE MAINT MAR	\$764.70
		WATER PYMT-RATTLERS	(\$433.97)
		XACT, HARVEST TECH	\$6,477.50
1	SANTA CLARITA VALLEY WATER AGENCY		\$2,406,374.81
	NEWHALL WATER DIVISION-SCVWA	S17807-CASGEM, RICHARD SLADE SERVICES	\$359.90
		S18907-OLD TOWN CONSTRUCTION DEPOSIT FOR NWD	\$148,362.00
2	NEWHALL WATER DIVISION-SCVWA		\$148,721.90

Santa Clarita Valley Water Agency

Santa Clarita Water Division

Check Register Report

Top Ten Payments Detail From: June 1, 2018 to June 30, 2018

	Vendor Name	Transaction Description	Transaction Amount		
	SO. CALIFORNIA EDISON CO.	4652 JUNE	\$8,388.78		
		4652-0518	\$39,248.30		
		MAY CHARGES	\$93,228.57		
		OFFICE	\$2,225.04		
		WAREHOUSE	\$1,388.54		
3	SO. CALIFORNIA EDISON CO.		\$144,479.23		
	AES WATER, INC.	FY 17/18 EARTHQUAKE VALE RETROFIT-CONTROLLERS	\$91,277.68		
4	AES WATER, INC.		\$91,277.68		
	CIVILTEC ENGINEERING INC.	GENERAL ENGINEERING	\$1,512.50		
		GENERAL ENGINEERING	\$2,031.15		
		S13617-GLDN VALLEY RANCH TRACT 71564	\$245.00		
		S14612-SAND PLAZA TRACT 53074	\$6,420.00		
		S15611-TOLL BROS TRACT 46018, PLUM CANYON	\$108.75		
		S16611-PHASE 2 VISTA RANCH POTABLE WATER	\$7,627.50		
		S16611-PHASE 2 VISTA RANCH POTABLE WATER	\$9,080.25		
		S16611-PHASE 2 VISTA RANCH POTABLE WATER	\$4,440.00		
		S16611-PHASE 2 VISTA RANCH POTABLE WATER	\$11,965.00		
		S16623-20" MAIN SKYLINE RANCH TRACT 60922	\$277.50		
		S16623-20" MAIN SKYLINE RANCH TRACT 60922	\$6,121.35		
		S16623-20" MAIN SKYLINE RANCH TRACT 60922	\$2,315.00		
		S16702-RECYCLE WATER PIPELINE	\$840.00		
		S17604-16" TRANSMISSION MAIN, SIERRA HWY	\$312.50		
		S17607-CROSSROADS AT GOLDEN VALLEY	\$5,617.75		
		S17607-CROSSROADS AT GOLDEN VALLEY	\$9,804.50		
		S17612-2 WATER TANKS FOR SKYLINE RANCH	\$12,326.00		
		5	CIVILTEC ENGINEERING INC.		\$81,044.75
				1 X 2 5/8" BRASS METER CO	\$1,626.08
				1 X 2 5/8" BRASS METER CO	\$813.04
		1" BRASS ELL	\$143.45		
		1" BRASS PIPE PLUG	\$161.62		
		1" FIP ANGLE METER STOP	\$1,222.57		
		1" FIP BRASS COUPLING	\$121.55		
		1" FIP X INSTATITE IPS CO	\$628.30		
		1" FIP X INSTATITE IPS CO	\$628.31		
		1" FLEX COUPLING	\$98.22		
		1" FLEX COUPLING	\$229.18		
		1" INSTATITE IPS ANGLE ME	\$1,703.93		
		1" MIP X CTS COMP. COUP	\$370.55		
		1" MIP X INSTATITE IPS CO	\$520.61		
		1" MIP X INSTATITE IPS CO	\$743.72		
		1" MIP X INSTATITE IPS CO	\$223.12		
		1" PLASTIC TUBING, CLASS	\$183.96		
		1" RUBBER METER GASKET	\$78.84		
		1" X 3" BRASS NIPPLE	\$4.33		
		1" X 3/4" BRASS BELL REDU	\$191.52		
		1" X 3/4" BRASS REDUCER B	\$159.86		
		1" X 6" C.T.S, REPAIR CLA	\$211.47		

Santa Clarita Valley Water Agency

Santa Clarita Water Division

Check Register Report

Top Ten Payments Detail From: June 1, 2018 to June 30, 2018

Vendor Name	Transaction Description	Transaction Amount
	10"- 12" BOLT KITS	\$216.42
	10" FLG ELL	\$584.56
	10" HYMAX COUPLING	\$730.47
	10" RING GASKETS	\$229.95
	14" SLIP ON FLANGES	\$334.58
	14" X 2" BRONZE SADDLE	\$1,038.67
	16" RING GASKET	\$143.12
	16" RING GASKET	\$143.12
	16" SLIP ON FLANGES	\$1,119.40
	16" X 2" SADDLE	\$1,363.73
	2" BALL ANGLE METER STOP	\$1,236.61
	2" BRASS, STREET, ELL	\$143.77
	2" DROP IN METER GASKETS	\$77.06
	2" ELECTRAFUSE POLY COUPL	\$125.38
	2" FIP BRASS COUPLING	\$183.57
	2" MIP X MIP CORP STOP	\$1,044.54
	2" PRO PRESS X 90 DEGREE	\$432.42
	2" PRO PRESS X M/A	\$596.45
	2" SOFT COPPER TUBING	\$2,919.06
	2" WELD COUPLING	\$38.96
	2" X 1" BRASS REDUCER BUS	\$114.54
	2" X 12" BRASS NIPPLE	\$370.55
	2" X 3" NIPPLES	\$87.05
	2" X 4" BRASS NIPPLES	\$101.88
	2" X 4" BRASS NIPPLES	\$254.70
	2" X 6" BRASS NIPPLE	\$376.02
	2" X 6" FLEX COUPLING	\$177.88
	2" X 6" FLEX COUPLING	\$118.58
	2" X 8" NIPPLES	\$436.03
	2" X CLOSE BRASS NIPPLES	\$78.07
	2" X CLOSE BRASS NIPPLES	\$156.15
	3" HYDRANT METER REG	\$1,516.23
	3" P.T. REPAIR KIT #20957	\$878.80
	3" P.T. REPAIR KIT #20957	\$753.35
	3/4" BRASS PIPE COUPLING	\$127.90
	3/4" BRASS, ELL	\$78.84
	3/4" BRASS, ELL	\$157.68
	3/4" BRASS, STREET, ELL	\$102.70
	3/4" FIP ANGLE METER STOP	\$162.39
	3/4" FIP ANGLE METER STOP	\$3,247.77
	3/4" FIP X CTS COMP. COUP	\$391.79
	3/4" INSTATITE BALL ANGLE	\$1,126.87
	3/4" INSTATITE BALL ANGLE	\$1,126.87
	3/4" IP BRASS BALL VALVE	\$1,264.94
	3/4" IPS, INSTATITE, PIPE	\$283.38
	3/4" MIP X IPS, INSTATITE	\$1,034.12
	3/4" MIP X SLIP SCH 80 CO	\$49.49

Santa Clarita Valley Water Agency

Santa Clarita Water Division

Check Register Report

Top Ten Payments Detail From: June 1, 2018 to June 30, 2018

Vendor Name	Transaction Description	Transaction Amount
	3/4" PLASTIC METER GASKET	\$81.03
	3/4" PLASTIC TUBING, CLAS	\$137.97
	3/4" PLASTIC TUBING, CLAS	\$183.96
	3/4" RUBBER METER GASKETS	\$49.28
	3/4" SLIP X SLIP, PVC, SC	\$52.12
	3/4" SLIP, PVC, SCH 80, E	\$14.34
	3/4" X 1 1/2" METER COUPL	\$1,325.50
	3/4" X 1" BRASS TEE	\$111.56
	3/4" X 2 1/2" BRASS METER	\$246.59
	3/4" X 2 1/2" BRASS METER	\$678.13
	3/4" X 2 1/2" BRASS NIPPL	\$54.96
	3/4" X 2 1/2" BRASS NIPPL	\$54.96
	3/4" X 2" BRASS NIPPLES	\$67.01
	3/4" X 2" METER COUPLING	\$708.47
	3/4" X 3" BRASS NIPPLES	\$62.20
	3/4" X 4" BRASS NIPPLES	\$77.96
	3/4" X CLOSE BRASS NIPPLE	\$37.89
	6"- 8" FLANGE BOLT KITS	\$102.62
	6" C900 PIPE	\$212.87
	6" FLG X DI GATE VALVE	\$719.80
	6" HYMAX COUPLING	\$1,312.30
	6" HYMAX COUPLING	\$524.92
	6" P.T. DISC RETAINER #70	\$624.59
	6" POWERROL KIT CLA VALV	\$1,114.27
	6" RING GASKETS	\$131.40
	6" SDR-35 RISER PIPE	\$99.00
	6" SLIP ON, CLASS 150, FL	\$83.93
	6" X 10" 8-HOLE HYDRANT S	\$336.73
	6" X 12" 8-HOLE HYDRANT S	\$343.39
	6" X 12" VALVE SLIP CAN	\$502.82
	6" X 4" X 2 1/2" HYD-FLGD	\$4,366.98
	8" C900 PIPE	\$184.84
	8" HYMAX COUPLING	\$592.64
	8" HYMAX COUPLING	\$263.25
	8" X 12" /W 2" TAP, AC RE	\$256.60
	B-12 #437 BOX	\$1,695.06
	BUSHING	\$4.59
	CHECK VALVE	\$1,149.28
	JUMPERS	\$298.93
	KIT FOR CHECK VALVE	\$105.72
	KIT FOR CK VALVE	\$105.72
	NIPPLES, ADAPTERS	\$361.32
	PARTS FOR UNIT #10	\$85.15
	S15714-18" PARTS	\$3,127.76
	SHIPPING CHARGE	\$21.91
	SMALL TOOLS	\$1,391.31
	TAPE, TEFLON	\$274.82

Santa Clarita Valley Water Agency

Santa Clarita Water Division

Check Register Report

Top Ten Payments Detail From: June 1, 2018 to June 30, 2018

	Vendor Name	Transaction Description	Transaction Amount
		TUBING	\$484.14
	CORE & MAIN LP		\$62,163.23
	DITCH WITCH WEST	PARTS DITCHWITCH	\$1,082.62
		PARTS-DITCHWITCH	\$1,101.06
		S17502-FX30 VACUUM SYSTEM	\$51,516.84
7	DITCH WITCH WEST		\$53,700.52
		1" I-PERL T/R METER	\$12,448.31
		3/4" I-PERI TR/PL METERS	\$14,662.49
		ANALYZE TRIMBLE	\$130.00
		BATTERY	\$211.88
		MXU520MSP T/C MODULE	\$20,851.60
	AQUA METRIC SALES CO.		\$48,304.28
	SKAUG TRUCK BODY	S17502 TWO 856F UTILITY BODIES	\$28,930.00
9	SKAUG TRUCK BODY		\$28,930.00
	THE KREGO CORPORATION	PANEL AND ENCLOSURE	\$13,195.00
		TWO OF EACH, (1) PANELS,	\$9,877.00
10	THE KREGO CORPORATION		\$23,072.00
	Summary		\$3,088,068.40

Santa Clarita Valley Water Agency

Valencia Water Division

Check Register Report

June 2018

Vendor Name	Description	Total
SANTA CLARITA VALLEY WATER AGENCY	Variable water, May 2018	298,079.21
	Fixed water charge, May 2018	468,260.07
	Lab fees, May 2018	4,098.00
	Water softening lab fee, May	80.00
	Well 201 WQ testing fees, May	1,920.00
	Recycled water, May 2018	22,745.47
1 SANTA CLARITA VALLEY WATER AGENCY Total		795,182.75
SOUTHERN CALIFORNIA EDISON CO	Purchased power 05/2018	251,265.75
	VWD Office 051418-061318	4,044.53
2 SOUTHERN CALIFORNIA EDISON CO Total		255,310.28
WATER CO REF CONTRACT TRUST 2010-1	2018 Advance refund	183,800.00
	2018 Adv Grossup refund	39,300.00
3 WATER CO REF CONTRACT TRUST 2010-1 Total		223,100.00
STAATS CONSTRUCTION INC.	J4324 Tourney Plaza PM23349	1,476.35
	Job 2462 Avanti TR52455-12	18,873.05
	Trash from jobs to landfill	240.00
	27335 Tourney PM 23349 Lots 7,8	16,632.95
	Newhall Ranch Rd Bridge Widening	2,968.50
	Avanti TR 52455-12 Install Svcs	12,785.25
	S17-810/Gateway	104,090.40
	Skyview Ln/Old Rd 14x12 Drop in	23,374.80
4 STAATS CONSTRUCTION INC. Total		180,441.30
DELOITTE & TOUCHE LLP	VWC Audits for YR Ended 123117	140,000.00
	VWC Audit for YR Ended 012218	39,163.00
5 DELOITTE & TOUCHE LLP Total		179,163.00
JENSEN DESIGN & SURVEY, INC.	Magic Mtn Booster Sta Upgrade - Eng Svcs	25,202.50
	Magic Mtn Pky Phasing Study - Eng Svcs	58,817.50
	Mission Vlg Two 4MG Tanks-Eng Svcs,	7,560.00
	Mission Vlg Booster Sta-Eng Svcs, Design	8,185.00
	Landmark Vlg TR 53108 Phase 1 Eng Svcs	240.00
	Socal Innovation Park Prelim Eng Svcs	1,662.50
	Relocate Line Between Well 206/207	5,402.50
	Mission Vlg Phase 1 Potable Water Sys	7,850.00
6 JENSEN DESIGN & SURVEY, INC. Total		114,920.00
EVOQUA WATER TECHNOLOGIES LLC	W201 Perchlorate resin chg-out	105,913.25
7 EVOQUA WATER TECHNOLOGIES LLC Total		105,913.25
LOS ANGELES COUNTY TAX COLLECTOR	Balance FY17-18 property tax	69,886.56
	AIN:3244 032 019 17 0000 YR17	695.61
8 LOS ANGELES COUNTY TAX COLLECTOR Total		70,582.17
LLOYD E RIGLER & LAWRENCE E	2018 Advance refund	65,500.00
9 LLOYD E RIGLER & LAWRENCE E Total		65,500.00
RC BECKER & SON INC.	Newhall Ranch Rd/Bouquet Cyn Pave	60,471.76

Santa Clarita Valley Water Agency

Valencia Water Division

Check Register Report

June 2018

Vendor Name	Description	Total
10 RC BECKER & SON INC. Total		60,471.76
Grand Total		2,050,584.51

Total Monthly Check Register Payments	2,930,781.06
--	---------------------

Top Ten Percentage Compared to Total Monthly Check Payments	70%
--	------------

[This page intentionally left blank.]

Credit Card Registers

[This page intentionally left blank.]

Santa Clarita Valley Water Agency - Regional Division
Credit Card Charges
Paid in June 2018

Merchant Name	Description	Total
8870 ROYAL	#18 Red Wire - RV3 Sump Alarm	51.25
	1/2 Conduit, Ring Terminals - RV3 Sump Alarm	51.97
	Ballasts for newhall admin building.	98.88
	Hydraulic Fluid, Strut Channel - ATS install	176.19
	Terminal Parts, 3/4 LB and Cover, Din Rail - RV3 Sump Alarm	44.64
8870 ROYAL Total		422.93
ADOBE STOCK	Monthly subscription to Adobe Stock Photos	79.99
ADOBE STOCK Total		79.99
ALBERTSONS 1360	5/04/2018 Team Building BBQ	144.86
	5/18/2018 Team Building BBQ	193.85
	Chamber Mixer sodas	25.75
	Event Dragon Boat 5/6/18	65.59
	Event Open House drinks	55.93
	Landscape Class 5/17/18	29.00
ALBERTSONS 1360 Total		514.98
AMAZON MKTPLACE PMTS	Electronic Ballast.	52.95
	Light Ballast	55.00
	Office Supplies - Pendaflex Sorter, AA/ACTG	35.71
	Office Supplies - Sharpie Markers TB/MAINT	108.55
	Office Supplies Tea - Non Taxable	9.15
	Passive Infrared Wall Switch.	276.50
	Pen for SR	3.39
AMAZON MKTPLACE PMTS Total		541.25
AMAZON MKTPLACE PMTS WWW.	Office Supplies	126.36
	Office Supplies - Non Taxable	25.78
	Office Supplies - WR	14.56
AMAZON MKTPLACE PMTS WWW. Total		166.70
AMAZON.COM	3 - Floortex Chair Mats for the Operators Office	320.67
	Office Supplies - Chair Mat 45x53	60.99
	Office Supplies - Chair Mats, Deflecto 2 - Pilot Pens	155.20
	Office Supplies - Sharpie Markers TB/MAINT	12.09
AMAZON.COM Total		548.95
AMAZON.COM AMZN.COM/BILL	Office Supplies - Binderboxes 2 DR/ENG	136.54
	Office Supplies - Chair Mats Deflecto Super Mat 4	305.64
	Office Supplies - Clock and Laminating Sheets, JM/ED	70.00
	Office Supplies - Smead Folders, HR/JJ	25.17
AMAZON.COM AMZN.COM/BILL Total		537.35
BELLA CUCINA	Lunch with Dirk Marks and Tom Watson, recruitment	25.49
BELLA CUCINA Total		25.49
BEST BUY 00001131	Camera for pipeline inspections and miscellaneous projects etc. iPhones download all pictures, Camera allows selective pictures to be downloaded.	273.67
BEST BUY 00001131 Total		273.67
BOUQUET AUTO PARTS	Oil Cap for unit I10 truck	16.41
BOUQUET AUTO PARTS Total		16.41
CALI PIZZA KITC INC #260	Monthly Supervisor Lunch - M. Stone and K. Martin - re: PR issues	38.28
CALI PIZZA KITC INC #260 Total		38.28
CA-NV SECTION, AWWA	AWWA Groundwater Workshop - Registration - 6/7/18 - Rancho Cucamonga - S. Fleury	195.00
CA-NV SECTION, AWWA Total		195.00
CASTAIC TRUCK SUPPLY	Back up lights Replacements for Crew Truck I-57	32.83
CASTAIC TRUCK SUPPLY Total		32.83
CDW GOVT #MTJ1831	RSA yearly support	258.00
CDW GOVT #MTJ1831 Total		258.00
COSTCO DELIVERY 653	Costco May Supply Order - Taxable	683.00
COSTCO DELIVERY 653 Total		683.00
DENNY'S #8505 18007336	Lunch with M. Stone, T. Wheeler and G. Lowrie re: DDWD Site Visit	45.13
DENNY'S #8505 18007336 Total		45.13
ENTERPRISE RENT-A-CAR	Rental Car - SWC/Sites Meetings Sacramento 5/17/18 to 5/18/18	173.16
ENTERPRISE RENT-A-CAR Total		173.16
EWING IRRIGATION PRD 125	Pe-emergent and post emergent.	347.55
EWING IRRIGATION PRD 125 Total		347.55
FACEBK AQBQFJKH2	Facebook Campaigns - April 2018	283.87
FACEBK AQBQFJKH2 Total		283.87
FACEBK BQBFQFJKH2	Facebook Ads - April 2018	7.66
FACEBK BQBFQFJKH2 Total		7.66
GOVERNMENT FINANCE OFFIC	GFOA Govt-wide Fin Stmt Webinar	85.00
GOVERNMENT FINANCE OFFIC Total		85.00
HYATT REGENCY SACRAMENTO	California Water Fix Negotiations Meeting - Lodging - 5/14/18 - Sacramento - D. Marks	155.00
	Hotel - ACWA CA Waterfix - 5/7/18 - 5/10/18	708.60
	Hotel - SWC/Sites Meetings Sacramento 5/17/18 to 5/18/18	212.05
	Parking - SWC/Sites Meetings Sacramento 5/17/18 to 5/18/18	20.00
	SWCs Monthly Meeting - Lodging - 5/16-17/18 - Sacramento - M. Stone	201.70
	Travel - CA Waterfix 5/2/18 and SWC Meetings-Lodging 5/3/18	366.26
HYATT REGENCY SACRAMENTO Total		1,663.61
LAZY DOG RESTAURANT 5	Monthly Supervisor Lunch - M. Stone and C. Perez re: IT Issues	30.19
LAZY DOG RESTAURANT 5 Total		30.19

Santa Clarita Valley Water Agency - Regional Division
Credit Card Charges
Paid in June 2018

LOWES #01510	Backer Rod, Sealant - ATS install	16.06
	Battery for welding hood	21.77
	Blinds for control room.	236.52
	CAT 6 Cable - Saugus Well 2	19.67
	Caulk seal for counter coffee bar	8.74
	Corner guards	7.63
	Event Supplies	26.21
	Event supplies - refund	(14.19)
	For Crew Truck I- 57	438.28
	Handy Box, Receptacle, Cover - RV2	6.48
	Propane tank exchange	21.87
	rags in a box for turbidity	92.20
	Re bar for new scvwa foam signs.	54.91
	Replacement tool for Crew Truck I-57	327.41
	Sign posts	8.72
	Supplies for office setup	51.30
LOWES #01510 Total		1,323.58
LUX - ADV DEP	AWWA Annual Conference - Lodging - First Night Deposit - 6/11-14/18 - Las Vegas - R. Vasilopoulos	79.37
LUX - ADV DEP Total		79.37
LYFT RIDE MON 5PM	Travel - Lyft Ride 5/7/18 - Sacramento	19.86
	Travel - Lyft Ride 5/7/18 - Tip	5.00
LYFT RIDE MON 5PM Total		24.86
LYFT RIDE TUE 3PM	Taxi - CA WaterFix Meeting Sacramento - 5/15/18	23.74
	Taxi Tip - CA WaterFix Meeting Sacramento - 5/15/18	5.00
LYFT RIDE TUE 3PM Total		28.74
LYFT RIDE TUE 7PM	Taxi - CA WaterFix Meeting Sacramento 5/23/18	22.96
	Taxi Tip - CA WaterFix Meeting Sacramento 5/23/18	5.00
LYFT RIDE TUE 7PM Total		27.96
LYFT RIDE TUE 8AM	Taxi - CA WaterFix Meeting Sacramento - 5/15/18	26.25
	Taxi Tip - CA WaterFix Meeting Sacramento - 5/15/18	5.00
LYFT RIDE TUE 8AM Total		31.25
LYFT RIDE WED 3PM	Taxi - CA WaterFix Meeting Sacramento - 5/23/18	22.48
	Taxi Tip - CA WaterFix Meeting Sacramento 5/23/18	5.00
	Travel - CA Waterfix Negotiations 5/2/18 - Taxi Ride	9.79
	Travel - CA Waterfix Negotiations 5/2/18 - Taxi Tip	2.00
LYFT RIDE WED 3PM Total		39.27
LYFT RIDE WED 8AM	Taxi - CA WaterFix Meeting Sacramento - 5/23/18	25.00
	Taxi Tip - CA WaterFix Meeting Sacramento - 5/23/18	5.00
	Travel - CA Waterfix Negotiations 5/2/18 - Taxi	26.49
	Travel - CA Waterfix Negotiations 5/2/18 - Taxi Tip	5.00
LYFT RIDE WED 8AM Total		61.49
MANDALAY - ADV DEP	AWWA Annual Conference - Lodging - First Night Deposit - 6/11-14/18 - Las Vegas - J. Ngoon	201.82
	AWWA Annual Conference - Lodging - First Night Deposit - 6/11-14/18 - Las Vegas - Y. Kouame	201.82
MANDALAY - ADV DEP Total		403.64
MARATHON INDUSTRIES 1	Utility-Bed Lock Replacement for Unit # I61	942.62
MARATHON INDUSTRIES 1 Total		942.62
MGM GRAND - ADV DEP	AWWA Annual Conference - Lodging - First Night Deposit - 6/11-14/18 - Las Vegas - R. Pulido	157.60
MGM GRAND - ADV DEP Total		157.60
MOOSEJAW	Carhartt jackets	128.68
MOOSEJAW Total		128.68
OCT WATER QUALITY ACADEMY	Water Distribution Exam Review - Registration - 8/13-17/18 - McClellon - B. Zvara	900.00
OCT WATER QUALITY ACADEMY Total		900.00
OFFICE DEPOT #3353	Office Supplies - Belkin Phone Charger - TB/MAINT	10.95
OFFICE DEPOT #3353 Total		10.95
OFFICE DEPOT #902	Office Supplies - Belkin Phone Charger plus 9.95 Shipping Charge, TB/MAINT	20.90
OFFICE DEPOT #902 Total		20.90
OFFICEMAX/DEPOT 6391	Event Open House signage	525.07
OFFICEMAX/DEPOT 6391 Total		525.07
RALPH'S #0084	Event Fun Fishing 5/5/18	23.00
RALPH'S #0084 Total		23.00
RATTLERS BAR B QUE - 1	Planning Lunch - Matt Stone and Brian Folsom	38.81
RATTLERS BAR B QUE - 1 Total		38.81
SAF-T-FLO WATER SERVICES	Solution Tube for ESFP Tracer Study.	1,513.78
SAF-T-FLO WATER SERVICES Total		1,513.78
SHERATON	ACWA 2018 Spring Conference - Lodging - 5/7-11/18 - Sacramento - M. Stone	945.48
	ACWA 2018 Spring Conference - Lodging - 5/7-5/10/18 - Sacramento - RJ Kelly	945.48
	ACWA 2018 Spring Conference - Parking - 5/7-11/18 - Sacramento - M. Stone	100.00
	ACWA conference hotel	472.74
SHERATON Total		2,463.70
SMARTDRAW SOFTWARE LLC	software to create workflow charts, org charts, etc.Steve Approved	341.51
SMARTDRAW SOFTWARE LLC Total		341.51
SMARTNFINAL48310204832	Sodas for SCVWA Board meetings	68.61
SMARTNFINAL48310204832 Total		68.61
SOUTHWES 5261441018937	SWCs Monthly Meeting - Airfare - 5/16-17/18 - Sacramento - M. Stone	479.96
SOUTHWES 5261441018937 Total		479.96
SOUTHWES 5261441474566	ACWA 2018 Spring Conference - Airfare - Flight Change Charge - 5/10/18 - Sacramento - Director Gutzeit	3.89
SOUTHWES 5261441474566 Total		3.89

Santa Clarita Valley Water Agency - Regional Division
Credit Card Charges
Paid in June 2018

SOUTHWES 5261445504854	California Water Fix Negotiations Meeting - Airfare - 5/16/18 - Sacramento - D. Marks	479.96
	California Water Fix Negotiations Meeting - Airfare - Credit - 5/15/18 - Sacramento - D. Marks	(479.96)
SOUTHWES 5261445504854 Total		0.00
SOUTHWES 5261445510963	California Water Fix Negotiations Meeting - Airfare - 5/17/18 - Sacramento - D. Marks	479.96
SOUTHWES 5261445510963 Total		479.96
SOUTHWES 5269804647423	California Water Fix Negotiations Meeting - Airfare - Flight Change Charge - 5/10/18 - Sacramento - D. Marks	(0.10)
SOUTHWES 5269804647423 Total		(0.10)
SPUDNUTS BAKERY CROISSANT	Event Open House donuts	70.14
	Landscape Class 5/19/18	46.40
SPUDNUTS BAKERY CROISSANT Total		116.54
SQ STA CAB SERVICE	Taxi - CA Waterfix, ACWA Sacramento 5/8/18 to 5/10/18	43.93
SQ STA CAB SERVICE Total		43.93
STAPLES 00103069	Cat 6 Ethernet Cables and Connectors	125.96
STAPLES 00103069 Total		125.96
STARBUCKS STORE 10144	Event Open House coffee	101.70
STARBUCKS STORE 10144 Total		101.70
TEQUILA MUSEO MAYAHUEL	dinner at ACWA conference	22.05
TEQUILA MUSEO MAYAHUEL Total		22.05
THE FLAG COMPANY INC	U.S. and State Flags .	648.00
THE FLAG COMPANY INC Total		648.00
THE HOME DEPOT #1055	Metal Prep, Spray Paint, Spray Bottle, Fire Pump Water Level Alarm	55.08
THE HOME DEPOT #1055 Total		55.08
UBER TRIP JNUTU	SWCs Monthly Meeting - Taxi - 5/17/18 - Sacramento - M. Stone	12.24
	SWCs Monthly Meeting - Taxi Tip - 5/17/18 - Sacramento - M. Stone	3.00
UBER TRIP JNUTU Total		15.24
UBM	Technical Support Professional Training - Registration - 5/24-25/18 - Online - C. Larson	1,499.00
UBM Total		1,499.00
V.S.P. PARKING BURBANK	Parking - CA WaterFix Meeting Sacramento 5/23/18	12.00
	Parking 5/10/18 - Burbank Airport	45.00
	Parking 5/15/18 - Burbank Airport	12.00
	Parking 5/3/18 - Burbank Airport	24.00
	Parking at Burbank Airport - SWC/Sites Meetings Sacramento 5/17/18 to 5/18/18	24.00
	SWCs Monthly Meeting - Parking - 5/16-17/18 - Sacramento - M. Stone	38.00
V.S.P. PARKING BURBANK Total		155.00
VONS #3325	Chamber Mixer	8.98
	Chamber Mixer supplies	2.49
VONS #3325 Total		11.47
WESTERN BAGEL TOO 4	Event Open House bagels	132.20
	Landscape Class 5/19/18	67.05
WESTERN BAGEL TOO 4 Total		199.25
WOLF CREEK RESTAURANT & B	Cathy Hollomon Retirement Luncheon- 5/7/18	208.39
WOLF CREEK RESTAURANT & B Total		208.39
WWW.NEWEGG.COM	Windows 7 Software	149.99
WWW.NEWEGG.COM Total		149.99
Grand Total		20,441.70

NWD Credit Card Register - American Express

For the month ending June 30, 2018

Merchant Name	Description	Total
Southwest Airlines	Airfare- E. Kang for CSDA Board Secretary Conference	553.16
Affordable Openers	Gate FOBS	508.05
Amazon.com	Service Charge	6.69
	External Hard Drives	240.84
	Cell Phone Case	17.39
	Notebooks	16.42
	Printer Tray	177.12
	Docking Stations	306.60
	Physical Inventory Labels	59.04
Amazon.com Total		824.10
Dapper Dan's	Car Wash #40	7.00
Shell Oil	Car Wash #40	7.00
GoDaddy.com	Web Hosting	2.99
Trend Micro Worry-Free Business Security	Membership renewal	1,631.30
CTC*Constant Contact	Monthly Electronic Newsletter Database	95.00
X-ACT Technology	IT Support Service	3,000.00
	IT Support Service	6,000.00
X-ACT Technology Total		9,000.00
IN *Datalink Network Santa Clarita	Datto Service	2,088.06
WEB*Networksolutions	Web Hosting	15.97
Chipotle	Lunch meeting - S. Cole & K. Helm	20.48
Eat Real Café	Legislative Briefing Meeting- M. Alvord	19.16
Mom Can Cook	Lunch meeting - M. Alvord, A. Pontious & G. Hermosillo	33.74
Himalayan Kitchen	Staff Development meeting - M. Alvord & J. Gilliam	34.49
Panera Bread	Recycled Water Meeting	218.90
Sharkey's	Lunch meeting - M. Alvord & C. Villegas	13.88
Grand Total American Express		15,073.28

NWD Credit Card Register - US Bank Visa

For the month ending June 30, 2018

Merchant Name	Description	Total
Western Bagel Too	Breakfast Meeting	72.00
IdentoGo Universal Enroll	Haz Mat Fingerprint - M. Steves	86.50
	Haz Mat Fingerprint - T. Alonzo	86.50
IndentoGO Universal Enroll		173.00
Dapper Dan's Carwash	Car Wash #55	29.95
	Car Wash #73	19.95
Dapper Dan's Carwash Total		49.90
Costco Warehouse	Office Supplies	42.33
Sam's club	Office Supplies	195.14
Von's	Office/Kitchen Supplies	45.49
Amazon.com	Running Board #81	163.89
	Running Board #80	163.89
	Water Filter (2) - Kitchen	348.89
Amazon.com Total		676.67
Chevron	Fuel Unit #74	17.88
Topper's Pizza	Lunch meeting - J. Jenkins, J. Gilliam & R. Hitchen	42.60
Grand Panda	Lunch meeting - J. Jenkins, J. Gilliam & R. Hitchen	36.70
Dario's Mexican Restaurant	Lunch meeting - J. Jenkins & J. Gilliam	29.23
Spumoni Restaurant	Staff Development - R. Patterson, L. Moncada & A. Aguer	87.20
Staples	Office Supplies	85.29
Grand Total US Bank Visa		1,553.43

SCWD
Credit Card Register
For the Month Ended June 30, 2018

Merchant Name	Description	Total
AWWA Total	Developing & Implementing Preventive Maintenance Seminar - Roger H.	\$195.00
Amazon	Engineering supplies	\$214.61
	Note Tower-6 for Customer Service and Finance Departments	\$73.98
	Note Tower-6 for Safety Department	\$73.98
	Truck lights	\$217.99
Amazon Total		\$580.56
Apple iTunes Total	AutoCAD Premium - viewing software for Engineering/Operations tablets	\$49.99
Best Buy Total	Phone accessories for Production and Water Quality Departments	\$172.39
Canon Solutions	MICR Toner for check printing - Finance	\$189.44
	Toner - Finance	\$510.27
Canon Solutions Total		\$699.71
Jotform	Subscription renewal for online website customer communication	\$90.00
Panera	Executive Staff Meeting	\$164.77
	Executive Staff Meeting	\$165.41
	Executive Staff Meeting	\$163.34
	HAZWOPER traning - breakfast	\$267.75
	HAZWOPER traning - lunch	\$452.86
Panera Total		\$1,214.13
PayPal (Mygoods) Total	Engineering supplies	\$27.45
Stater Brothers Total	Executive Meeting	\$5.55
Target Total	Safety award/appreciation	\$650.00
Walmart	Executive Staff Meeting	\$6.25
	Sunblock	\$134.97
	Engineering supplies	\$17.12
Walmart Total		\$158.34
Grand Total		\$3,843.12

**Santa Clarita Valley Water Agency
Valencia Water Division
Credit Card Register
June 2018**

Wells Fargo MasterCard

Merchant Name	Description	Total
HughesNet	EOC internet comm service fee, 005/25/18-06/25/18.	202.65
Italia Panetteria	Department luncheon (Ops/Production)	204.77
Name-Cheap.com	Doman names renewal fees	86.96
Varidesk, LLC	Monitor arms and desk mat for employees' Ergonomic desks.	750.05
Grand Total - Wells Fargo MasterCard		1,244.43

Wire Disbursements

[This page intentionally left blank.]

Santa Clarita Valley Water Agency

All Divisions

Outgoing Wire Transfers / ACHs

From: June 1, 2018 to June 30, 2018

<u>Regional Division</u>		
<u>Wire Recipient</u>	<u>Description</u>	<u>Amount</u>
CalPERS	July 2018 Medical	\$ 211,296.00
CalPERS	Retirement - 4/20 Pay date	85,496.94
CalPERS	Retirement - 5/4 Pay date	85,084.52
CalPERS	Retirement - 5/18 Pay date	83,346.14
CalPERS	Retirement - 6/1 Pay date	82,999.52
IRS/EDD	Taxes & Withholdings - 6/1 Pay date	132,160.21
IRS/EDD	Taxes & Withholdings - 6/15 Pay date	138,493.61
SCE	Electricity Charges	187,568.12
TPX	Telephone Charges	825.67
	Total	<u><u>\$ 1,007,270.73</u></u>

<u>Newhall Water Division</u>		
<u>Wire Recipient</u>	<u>Description</u>	<u>Amount</u>
SCVWA Regional	May Due From Reimb	\$ 274,136.77
CalPERS	Retirement 6/1 & 6/15 Paydates	35,136.67
CalPERS	OPEB Contribution FY 17/18	38,004.80
Infosend	Bill Preparation & Postage	5,098.84
Transaction Warehouse	Web Payment Fee	3,318.00
Stambaugh	Mammoth Cell Lease	6,115.62
	Total	<u><u>\$ 361,810.70</u></u>

<u>Santa Clarita Water Division</u>		
<u>Wire Recipient</u>	<u>Description</u>	<u>Amount</u>
N/A	N/A	<u><u>\$ -</u></u>

<u>Valencia Water Division</u>		
<u>Wire Recipient</u>	<u>Description</u>	<u>Amount</u>
SCVWA Regional	April Due From Reimb	\$ 275,389.90
SCVWA Regional	May Due From Reimb	501,726.56
	Total	<u><u>\$ 777,116.46</u></u>

[This page intentionally left blank.]

Director Stipends

[This page intentionally left blank.]

**Directors' Stipends Paid June 2018
For the Month of May 2018**

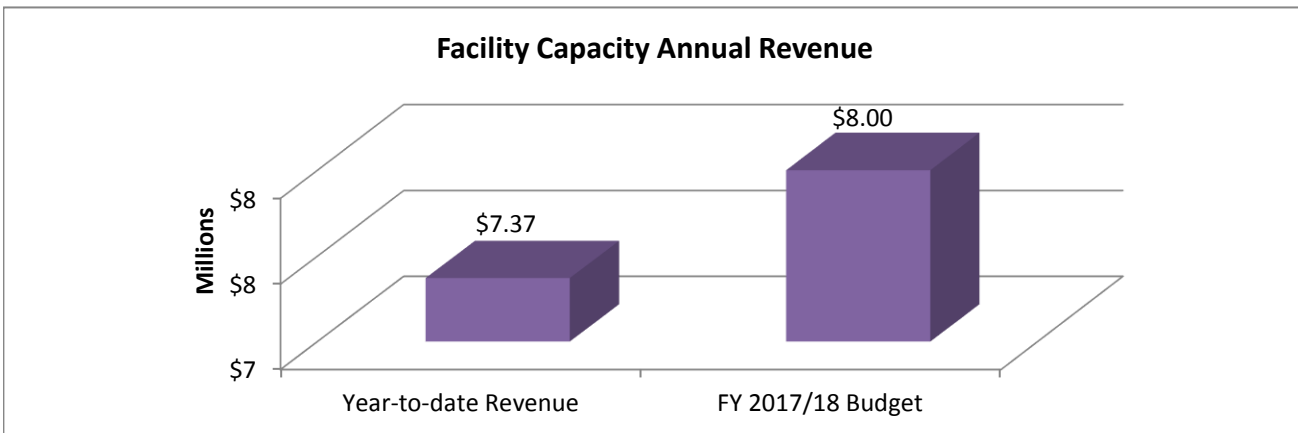
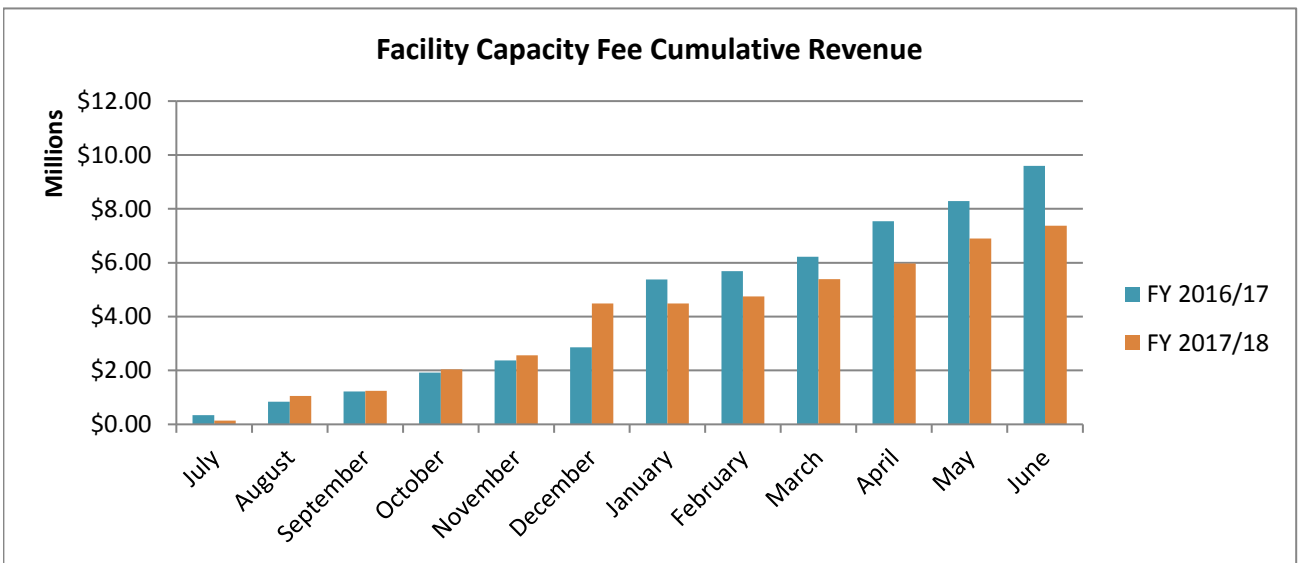
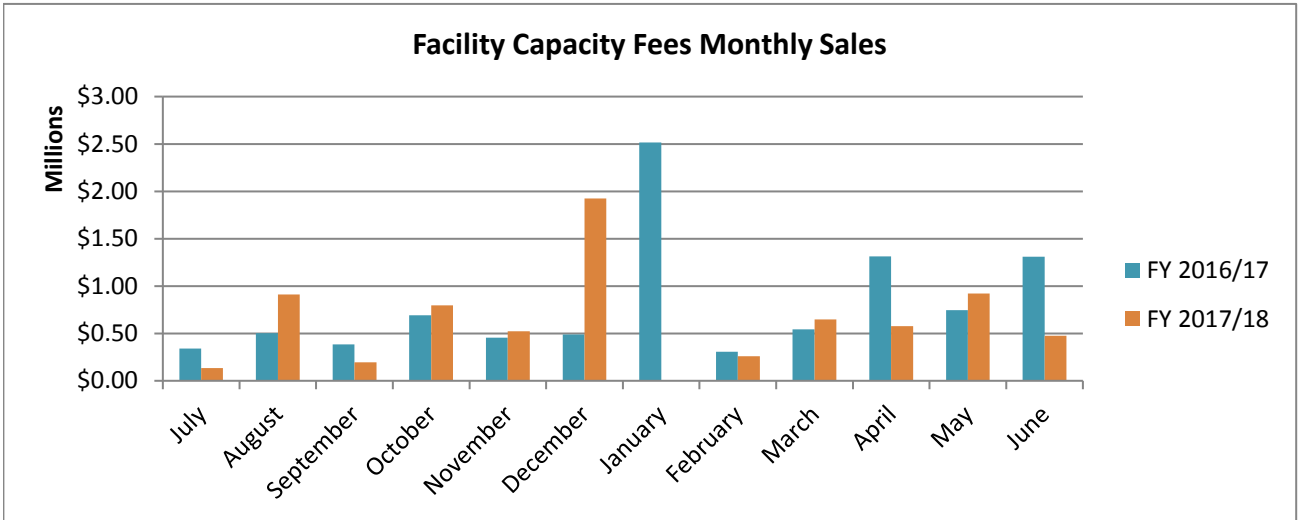
Director	Dates	Total Days	Total \$
B. J. Atkins	5/1, 5/22, 5/23, 5/24	4	\$ 912.60
Thomas Campbell	5/1, 5/3, 5/15	3	684.45
Edward Colley	5/1, 5/3, 5/11, 5/15, 5/16, 5/21	6	1,368.90
Kathy Colley	5/1, 5/7, 5/8, 5/9, 5/10, 5/11, 5/15, 5/16, 5/17, 5/22	10	2,281.50
William Cooper	5/1, 5/3, 5/4, 5/7, 5/8, 5/9, 5/10, 5/11, 5/17	9	2,053.35
Robert DiPrimio	5/1, 5/3, 5/21	3	684.45
Dean Efstathiou	5/1, 5/3, 5/8, 5/9, 5/10, 5/11, 5/14, 5/15, 5/21	9	2,053.35
Jerry Gladbach	5/1, 5/3, 5/4, 5/8, 5/9, 5/10, 5/11, 5/15, 5/16, 5/17	10	2,281.50
Maria Gutzeit	5/1, 5/3, 5/8, 5/9, 5/10, 5/15, 5/16, 5/21, 5/22	9	2,053.35
R. J. Kelly	5/1, 5/7, 5/8, 5/9, 5/10, 5/11, 5/15, 5/16, 5/21, 5/22	10	2,281.50
Gary Martin	5/1, 5/3, 5/7, 5/8, 5/9, 5/10, 5/11, 5/15, 5/16, 5/22	10	2,281.50
Jacque McMillan	5/1, 5/4, 5/7, 5/8, 5/9, 5/10, 5/11, 5/16, 5/21, 5/22	10	2,281.50
Dan Mortensen	5/1, 5/3, 5/15, 5/21	4	912.60
Lynne Plambeck	5/1, 5/8, 5/9, 5/10, 5/11, 5/15, 5/17, 5/22, 5/23, 5/24	10	2,281.50
Total		107	\$ 24,412.05

[This page intentionally left blank.]

Facility Capacity Fee Revenues

[This page intentionally left blank.]

REGIONAL DIVISION FACILITY CAPACITY FEE REVENUES FY 2017/18 as of June 30, 2018



[This page intentionally left blank.]

Variable Rate Demand Obligations

[This page intentionally left blank.]

2008A VRDO Performance

Date	Bond Rate	Bond Rate including fees	Rate Decrease**
7/16/2014	0.04%	4.10%	
7/23/2014	0.05%	4.11%	
7/30/2014	0.05%	0.60%	Swap termination.
6/22/2016	0.42%	0.97%	3.14%
6/29/2016	0.40%	0.95%	3.16%
7/6/2016	0.38%	0.93%	3.18%
7/13/2016	0.39%	0.94%	3.17%
7/20/2016	0.39%	0.94%	3.17%
7/27/2016	0.42%	0.97%	3.14%
8/3/2016	0.43%	0.98%	3.13%
8/10/2016	0.46%	1.01%	3.10%
8/17/2016	0.49%	1.04%	3.07%
8/24/2016	0.57%	1.12%	2.99%
8/31/2016	0.61%	1.16%	2.95%
9/7/2016	0.66%	1.21%	2.90%
9/14/2016	0.70%	1.25%	2.86%
9/21/2016	0.79%	1.34%	2.77%
9/28/2016	0.82%	1.37%	2.74%
10/5/2016	0.85%	1.40%	2.71%
10/12/2016	0.79%	1.34%	2.77%
10/19/2016	0.64%	1.19%	2.92%
10/26/2016	0.53%	1.08%	3.03%
11/2/2016	0.50%	1.05%	3.06%
11/9/2016	0.50%	1.05%	3.06%
11/16/2016	0.50%	1.05%	3.06%
11/23/2016	0.50%	1.05%	3.06%
11/30/2016	0.55%	1.10%	3.01%
12/7/2016	0.58%	1.13%	2.98%
12/14/2016	0.66%	1.21%	2.90%
12/21/2016	0.69%	1.24%	2.87%
12/28/2016	0.69%	1.24%	2.87%
1/4/2017	0.64%	1.19%	2.92%
1/11/2017	0.64%	1.19%	2.92%
1/18/2017	0.64%	1.19%	2.92%
1/25/2017	0.64%	1.19%	2.92%
2/1/2017	0.64%	1.19%	2.92%
2/8/2017	0.63%	1.18%	2.93%
2/15/2017	0.63%	1.18%	2.93%
2/22/2017	0.62%	1.17%	2.94%
3/1/2017	0.60%	1.15%	2.96%
3/8/2017	0.62%	1.17%	2.94%
3/15/2017	0.72%	1.27%	2.84%
3/22/2017	0.80%	1.35%	2.76%
3/29/2017	0.87%	1.42%	2.69%
4/5/2017	0.87%	1.42%	2.69%
4/12/2017	0.86%	1.41%	2.70%
4/19/2017	0.90%	1.45%	2.66%
4/26/2017	0.90%	1.45%	2.66%
5/3/2017	0.82%	1.37%	2.74%
5/10/2017	0.77%	1.32%	2.79%
5/17/2017	0.75%	1.30%	2.81%
5/24/2017	0.75%	1.30%	2.81%
5/31/2017	0.73%	1.28%	2.83%

2008A VRDO Performance

Date	Bond Rate	Bond Rate including fees	Rate Decrease**
6/7/2017	0.72%	1.27%	2.84%
6/14/2017	0.78%	1.33%	2.78%
6/21/2017	0.81%	1.36%	2.75%
6/28/2017	0.86%	1.41%	2.70%
7/5/2017	0.81%	1.36%	2.75%
7/12/2017	0.78%	1.33%	2.78%
7/19/2017	0.78%	1.33%	2.78%
7/26/2017	0.83%	1.38%	2.73%
8/2/2017	0.74%	1.29%	2.82%
8/9/2017	0.74%	1.29%	2.82%
8/16/2017	0.73%	1.28%	2.83%
8/23/2017	0.75%	1.30%	2.81%
8/30/2017	0.75%	1.30%	2.81%
9/6/2017	0.75%	1.30%	2.81%
9/13/2017	0.80%	1.35%	2.76%
9/20/2017	0.85%	1.40%	2.71%
9/27/2017	0.91%	1.46%	2.65%
10/4/2017	0.89%	1.44%	2.67%
10/11/2017	0.89%	1.44%	2.67%
10/18/2017	0.89%	1.44%	2.67%
10/25/2017	0.90%	1.45%	2.66%
11/1/2017	0.90%	1.45%	2.66%
11/8/2017	0.90%	1.45%	2.66%
11/15/2017	0.90%	1.45%	2.66%
11/22/2017	0.94%	1.49%	2.62%
11/29/2017	0.94%	1.49%	2.62%
12/6/2017	0.96%	1.51%	2.60%
12/13/2017	1.08%	1.63%	2.48%
12/20/2017	1.38%	1.93%	2.18%
12/27/2017	1.60%	2.15%	1.96%
1/3/2018	1.40%	1.95%	2.16%
1/10/2018	1.28%	1.83%	2.28%
1/17/2018	1.15%	1.70%	2.41%
1/24/2018	1.04%	1.59%	2.52%
1/31/2018	0.99%	1.54%	2.57%
2/7/2018	0.88%	1.43%	2.68%
2/14/2018	0.93%	1.48%	2.63%
2/21/2018	1.00%	1.55%	2.56%
2/28/2018	1.03%	1.58%	2.53%
3/7/2018	1.04%	1.59%	2.52%
3/14/2018	1.11%	1.66%	2.45%
3/21/2018	1.28%	1.83%	2.28%
3/28/2018	1.46%	2.01%	2.10%
4/4/2018	1.53%	2.08%	2.03%
4/11/2018	1.58%	2.13%	1.98%
4/18/2018	1.67%	2.22%	1.89%
4/25/2018	1.64%	2.19%	1.92%
5/2/2018	1.51%	2.06%	2.05%
5/9/2018	1.35%	1.90%	2.21%
5/16/2018	1.20%	1.75%	2.36%
5/23/2018	0.95%	1.50%	2.61%
5/30/2018	0.83%	1.38%	2.73%
6/6/2018	0.83%	1.38%	2.73%
6/13/2018	1.15%	1.70%	2.41%

2008A VRDO Performance

Date	Bond Rate	Bond Rate including fees	Rate Decrease**
6/20/2018	1.30%	1.85%	2.26%
6/27/2018	1.30%	1.85%	2.26%
7/4/2018	0.95%	1.50%	2.61%
7/11/2018	0.90%	1.45%	2.66%
7/18/2018	0.85%	1.40%	2.71%
7/25/2018	0.69%	1.24%	2.87%
8/1/2018	1.09%	1.64%	2.47%

[This page intentionally left blank.]



**FINANCE AND ADMINISTRATION COMMITTEE
PLANNING CALENDAR FY 2018/19**

ITEM NO.
7

AUGUST 2018

COMMITTEE (August 20)

1. Recommend Approval of a Claims Policy
2. Recommend Approval of a Surplus Property Policy
3. Review, Discuss and Recommend an Option for Revising Employer's Contributions to PERS Medical Insurance
4. Discuss Development of Rate-setting Process Incorporating an Independent Ratepayer Advocate Function
5. Recommend Receiving and Filing of June 2018 Monthly Financial Report
6. Committee Planning Calendar

SEPTEMBER 2018

BOARD (1st meeting, September 4)

1. Approve a Claims Policy
2. Approve a Surplus Property Policy
3. Approve a Resolution Fixing the Revised Employer's Contribution for PERS Medical Insurance
4. Approve Receiving and Filing of June 2018 Monthly Financial Report (consent)

JPA Meeting (1st meeting, September 4) – MAY BE CANCELLED

COMMITTEE (September 17)

1. Recommend Approval of a Record Retention Policy
2. Discuss Reserve Policies
3. Discuss Financing of Developer-Contributed Capital and/or Facility Capacity Fees through Community Facilities Districts (CFDs)
4. Recommend Receiving and Filing of July 2018 Monthly Financial Report
5. Committee Planning Calendar

OCTOBER 2018

BOARD (1st meeting, October 2)

1. Approve a Record Retention Policy
2. Approve Receiving and Filing of July 2018 Monthly Financial Report (consent)

JPA Meeting (1st meeting, October 2) – MAY BE CANCELLED



**FINANCE AND ADMINISTRATION COMMITTEE
PLANNING CALENDAR FY 2018/19**

COMMITTEE (October 15)

1. Recommend Approval of a Resolution Authorizing Amendment No. 21 (the Contract Extension Amendment) to Water Supply Contract between the State of California Department of Water Resources and the Santa Clarita Valley Water Agency for continued service and the terms and conditions thereof
2. Recommend Receiving and Filing:
 - a. December 31, 2017 Audited Financial Statements for CLWA, SCWD, and NCWD
 - b. December 31, 2017 and January 22, 2018 Audited Financial Statements for VWC
3. Recommend Receiving and Filing of August 2018 Monthly Financial Report
4. Committee Planning Calendar

JPA Meeting (2nd meeting, October 16) – MAY BE CANCELLED

NOVEMBER 2018

BOARD (1st meeting, November 6)

1. Approve a Resolution Authorizing Amendment No. 21 (the Contract Extension Amendment) to Water Supply Contract between the State of California Department of Water Resources and the Santa Clarita Valley Water Agency for continued service and the terms and conditions thereof
2. Approve Receiving and Filing:
 - a. December 31, 2017 Audited Financial Statements for CLWA, SCWD, and NCWD
 - b. December 31, 2017 and January 22, 2018 Audited Financial Statements for VWC
3. Approve Receiving and Filing of August 2018 Monthly Financial Report (consent)

JPA Meeting (1st meeting, November 6) – MAY BE CANCELLED

COMMITTEE (November 19)

1. Recommend Approval of a Resolution of Intent to Issue Tax Exempt Obligations *(This is a placeholder to approve the legal documents for new bond proceeds – actual need and timing will be based on progress of the CIP, Agency finances and market conditions) (This allows the Agency to reimburse itself with bond proceeds, if expenditures are made before bond proceeds are available)*
2. Recommend Receiving and Filing:
 - a. FY 18 Financial Statements and the Management Report
 - b. FY 18 Interdivisional Services Report
3. Recommend Receiving and Filing of FY 2017/18 Year-End Budget Report
4. Recommend Receiving and Filing of September 2018 Monthly Financial Report
5. Quarterly Review of State Water Contract Fund
6. Committee Planning Calendar



**FINANCE AND ADMINISTRATION COMMITTEE
PLANNING CALENDAR FY 2018/19**

DECEMBER 2018

BOARD (1st meeting, December 4)

1. Approve a Resolution of Intent to Issue Tax Exempt Obligations *(This is a placeholder to approve the legal documents for new bond proceeds – actual need and timing will be based on progress of the CIP, Agency finances and market conditions) (This allows the Agency to reimburse itself with bond proceeds, if expenditures are made before bond proceeds are available)*
2. Approve Receiving and Filing:
 - a. FY 18 Financial Statements and the Management Report
 - b. FY 18 Interdivisional Services Report
3. Approve Receiving and Filing of FY 2017/18 Year-End Budget Report (consent)
4. Approve Receiving and Filing of September 2018 Monthly Financial Report (consent)

JPA Meeting (1st meeting, December 4) – MAY BE CANCELLED

COMMITTEE (December 17)

1. Recommend Receiving and Filing of October 2018 Monthly Financial Report
2. Committee Planning Calendar

JANUARY 2019

BOARD (1st meeting, January 1)

1. Approve Receiving and Filing of October 2018 Monthly Financial Report (consent)

JPA Meeting (1st meeting, January 1) – MAY BE CANCELLED

FINANCING CORPORATION (tbd)

1. Annual meeting

SPECIAL COMMITTEE (January 14)

1. Recommend Approval of a Resolution Authorizing the Issuance of Revenue Bonds and Approving the Execution and Delivery of Certain Documents in Connection Therewith and Certain Other Matters *(This is a placeholder to approve the legal documents for new bond proceeds – actual need and timing will be based on progress of the CIP, Agency finances and market conditions)*
2. Quarterly Review of State Water Contract Fund
3. Recommend Receiving and Filing of November 2018 Monthly Financial Report
4. Committee Planning Calendar

JPA Meeting (1st meeting, January 15) – MAY BE CANCELLED

1. Recommend Approval of a Resolution Authorizing the Issuance of Revenue Bonds and Approving the Execution and Delivery of Certain Documents in Connection Therewith and Certain Other Matters *(This is a placeholder to approve the legal documents for new bond proceeds – actual need and timing will be based on progress of the CIP, Agency finances and market conditions)*



**FINANCE AND ADMINISTRATION COMMITTEE
PLANNING CALENDAR FY 2018/19**

FEBRUARY 2019

BOARD (1st meeting, February 5)

1. Approve a Resolution Authorizing the Issuance of Revenue Bonds and Approving the Execution and Delivery of Certain Documents in Connection Therewith and Certain Other Matters *(This is a placeholder to approve the legal documents for new bond proceeds – actual need and timing will be based on progress of the CIP, Agency finances and market conditions)*
2. Approve Receiving and Filing of November 2018 Monthly Financial Report

JPA Meeting (1st meeting, February 5) – MAY BE CANCELLED

SPECIAL COMMITTEE (February 11)

1. Recommend Approval of a Derivatives Policy
2. Recommend Approval of a Disclosure Procedures Policy
3. Review Annual List of Professional Services Contracts
4. Recommend Receiving and Filing of FY 2018/19 Midyear Budget Report
5. Recommend Receiving and Filing of December 2018 Monthly Financial Report
6. Committee Planning Calendar

BOARD (2nd meeting, February 19)

JPA Meeting (2nd meeting, February 19) – MAY BE CANCELLED

1. Re-adopt Investment Policy
2. Elect officers

MARCH 2019

BOARD (1st meeting, March 5)

1. Approve a Derivatives Policy
2. Approve a Disclosure Procedures Policy
3. Approve Receiving and Filing of December 2018 Monthly Financial Report (consent)
4. Approve Receiving and Filing of FY 2018/19 Midyear Budget Report (consent)

JPA Meeting (1st meeting, March 5) – MAY BE CANCELLED

COMMITTEE (March 18)

1. Recommend Approval of a Resolution Approving an Official Statement and Authorizing Certain Other Documents and Actions in Connection with the Issuance of the Series 2019A Revenue Bonds *(This is a placeholder to approve the legal documents for new bond proceeds – actual need and timing will be based on progress of the CIP, Agency finances and market conditions)*
2. Review Proposed FY 2019/20 Actions for the Administration Section
3. Recommend Receiving and Filing of January 2019 Monthly Financial Report
4. Committee Planning Calendar



**FINANCE AND ADMINISTRATION COMMITTEE
PLANNING CALENDAR FY 2018/19**

APRIL 2019

BOARD (1st meeting, April 2)

1. Review and Provide Direction for Budget Baseline and Baseline Options
2. Approve Receiving and Filing of January 2019 Monthly Financial Report (consent)
3. Approve a Resolution of the Santa Clarita Valley Water Agency Authorizing the Preparation and Distribution of the Preliminary Official Statement in Connection with the Issuance of the Series 2019A Revenue Bonds and Authorizing Certain Other Actions in Connection Therewith *(This is a placeholder to approve the legal documents for new bond proceeds – actual need and timing will be based on progress of the CIP, Agency finances and market conditions)*
- 4.

JPA Meeting (1st meeting, April 2) – MAY BE CANCELLED

1. Approve POS and 2019A Revenue Bonds *(This is a placeholder to approve the legal documents for new bond proceeds – actual need and timing will be based on progress of the CIP, Agency finances and market conditions)*

COMMITTEE (April 15)

1. Continued Review of Policies (Annual)
2. Finalize Proposed FY 2019/20 Actions for the Administration Division
3. Provide Direction for a Proposed Employee Salary Adjustment for FY 2019/20
4. Review Draft FY 2019/20 Budget
5. Quarterly Review of State Water Contract Fund
6. Recommend Receiving and Filing of February 2019 Monthly Financial Report
7. Committee Planning Calendar

MAY 2019

BOARD (1st meeting, May 7)

1. Approve Proposed Employee Salary Adjustment for FY 2019/20
2. Approve Receiving and Filing of February 2019 Monthly Financial Report (consent)

JPA Meeting (1st meeting, May 7) – MAY BE CANCELLED

COMMITTEE (May 20)

1. Recommend Approval of a Resolution Adopting the FY 2019/20 Budget
2. Recommend Approval of a Resolution Adopting the Appropriation of All As-Yet Unappropriated Funds for FY 2018/19
3. Recommend Approval of a Resolution Adopting the Appropriation Limit for FY 2019/20
4. Recommend Receiving and Filing of March 2019 Monthly Financial Report
5. Committee Planning Calendar



**FINANCE AND ADMINISTRATION COMMITTEE
PLANNING CALENDAR FY 2018/19**

JUNE 2019

BOARD (1st meeting, June 4)

1. Approve a Resolution Adopting the FY 2019/20 Budget
2. Approve a Resolution Adopting the Appropriation of All As-Yet Unappropriated Funds for FY 2018/19 (consent)
3. Approve a Resolution Adopting the Appropriation Limit for FY 2019/20 (consent) Approve Receiving and Filing of March 2019 Monthly Financial Report (consent)

JPA Meeting (1st meeting, June 4) – MAY BE CANCELLED

1. Approve a Resolution Adopting the Fiscal Year 2019/20 Budget

COMMITTEE (June 17)

1. Recommend Approval of Resolutions Setting Santa Clarita Valley Water Agency Tax Rate for FY 2019/20 and Requesting Levy of Tax by Los Angeles County and Ventura County
2. Recommend Approval of Resolution Authorizing July 2019 Water Supply Contract Payment
3. Recommend Receiving and Filing of April 2019 Monthly Financial Report
4. Committee Planning Calendar