



Date: March 30, 2020

To: **Engineering and Operations Committee**
Tom Campbell, Chair
Ed Colley
William Cooper
Robert DiPrimio
Gary Martin
Lynne Plambeck

From: Keith Abercrombie, Chief Operating Officer 

The **Engineering and Operations Committee** is scheduled to meet via teleconference on **Thursday, April 2, 2020 at 5:30 PM**, dial in information is listed below.

**TELECONFERENCE ONLY
NO PHYSICAL LOCATION FOR MEETING**

TELECONFERENCING NOTICE

Pursuant to the provisions of Executive Order N-29-20 issued by Governor Gavin Newsom on March 18, 2020, any Director may call into an Agency Committee meeting using the Agency's **Call-In Number 1-866-899-4679, Access Code 834-364-461** or **GoToMeeting by clicking on the link <https://global.gotomeeting.com/join/834364461>** without otherwise complying with the Brown Act's teleconferencing requirements.

Pursuant to the above Executive Order, the public may not attend the meeting in person. Any member of the public may listen to the meeting or make comments to the Committee using the call-in number or GoToMeeting link above. Please see the notice below if you have a disability and require an accommodation in order to participate in the meeting.

We request that the public submit any comments in writing if practicable, which can be sent to **egallo@scvwa.org** or mailed to **Elizabeth Gallo, Administrative Analyst**, Santa Clarita Valley Water Agency, 26521 Summit Circle, Santa Clarita, CA 91350. All written comments received before 4:00 PM the day of the meeting will be distributed to the Committee members and posted on the Santa Clarita Valley Water Agency website prior to the meeting. Anything received after 4:00 PM the day of the meeting will be posted on the SCV Water website the following day.

MEETING AGENDA

ITEM

PAGE

1. Public Comments – Members of the public may comment as to items not on the Agenda at this time. Members of the public wishing to

comment on items covered in this Agenda may do so now or at the time each item is considered. (Comments may, at the discretion of the Committee Chair, be limited to three minutes for each speaker.)

- | | | | |
|-----|---|---|-----|
| 2. | * | Recommend Approval of Resolution Awarding a Construction Contract to CalSierra Construction, Inc. to Recoat the Exteriors of Princess Tanks No. 1 and No. 2 | 1 |
| 3. | * | Recommend Approval of Resolution Awarding Contract to NoHo Constructors for SC12 Facility Construction | 9 |
| 4. | * | Recommend Approval of On-Call Engineering Services and/or Construction Management and Inspection Services | 13 |
| 5. | * | Review FY 2020/21 Major Capital Projects | 19 |
| 6. | * | Operations and Production Report | 93 |
| 7. | * | Capital Improvement Projects Construction Status Report | 151 |
| 8. | * | Committee Planning Calendar | 153 |
| 9. | | General Report on Treatment, Distribution, Operations and Maintenance Services Section Activities | |
| 10. | | General Report on Engineering Services Section Activities | |
| 11. | | Adjournment | |
- * Indicates attachments
◆ To be distributed

NOTICES:

Any person may make a request for a disability-related modification or accommodation needed for that person to be able to participate in the public meeting by telephoning Elizabeth Gallo, Administrative Analyst, at (661) 259-2737, or in writing to Santa Clarita Valley Water Agency at 27234 Bouquet Canyon Road, Santa Clarita, CA 91350. Requests must specify the nature of the disability and the type of accommodation requested. A telephone number or other contact information should be included so that Agency staff may discuss appropriate arrangements. Persons requesting a disability-related accommodation should make the request with adequate time before the meeting for the Agency to provide the requested accommodation.

Pursuant to Government Code Section 54957.5, non-exempt public records that relate to open session agenda items and are distributed to a majority of the Board less than seventy-two (72) hours prior to the meeting will be available for public inspection at the Santa Clarita Valley Water Agency, located at 27234 Bouquet Canyon Road, Santa Clarita, CA 91350, during regular business hours. When practical, these public records will also be made available on the Agency's Internet Website, accessible at <http://www.yourscvwater.com>.

Posted on March 30, 2020.


M65



COMMITTEE MEMORANDUM

DATE: March 16, 2020

TO: Engineering and Operations Committee

FROM: Keith Abercrombie
Chief Operating Officer 

SUBJECT: Recommend Approval of Resolution Awarding a Construction Contract to CalSierra Construction, Inc. to Recoat the Exteriors of Princess Tanks No. 1 and No. 2

SUMMARY

Staff recommends that the exterior coating on the Princess Tanks No. 1 and No. 2 be removed and replaced to maintain the integrity and service life, based on a condition assessment and inspection by CSI Services, Inc. (CSI). The tanks were constructed in 1980 and the original coating on the tanks is reaching the end of its service life. Staff received bids from six qualified contractors and recommends awarding the contract to CalSierra Construction, Inc. as the lowest responsible bidder in the amount of \$146,750. The Engineer's Estimate for the work was between \$140,000 and \$180,000. This contract award is approximately \$25,000 more than the budgeted amount. However, Staff budgeted an additional \$125,000 to recoat two additional tanks, which have been deferred. Therefore, there are enough funds budgeted within the approved FY 2019/20 Capital Improvement Budget for Storage Tank Improvement projects.

DISCUSSION

The Capital Improvement Program (CIP) includes periodic tank inspections and recoating (as required) to maintain the integrity and extend the service life of storage tanks. The Princess Pressure Zone includes two One Million Gallon Tanks located at a site southwest of Mountain Pass Road, approximately one-half mile southwest of Golden Valley Road. The tanks are welded steel tanks that were constructed in 1980 with an epoxy primer and acrylic or urethane finish coat. The typical service life of an epoxy coating is 20 to 25 years.

Tank inspections were performed by CSI to assess the condition of the tank exterior coating. Based on the inspection report by CSI, the exterior coating is heavily weathered and chalked, and the topcoat on the roof has weathered away. Based on the CSI condition assessment, and evidence that the coatings are nearing the end of their service life, Staff recommends that the exterior coatings be removed and replaced to maintain the integrity and service life of the tank, in accordance with CSI recommendations. The new exterior coating shall be an epoxy urethane coating system in the standard Bayberry color scheme.

Staff issued a Request for Bids by posting to PlanetBids on January 28, 2020. Six bids were received on February 18, 2020. Staff reviewed the bids and recommends awarding the contract to CalSierra Construction, Inc. as the lowest responsible bidder.

Bid results are as follows:

Contractor	Bid Amount
CalSierra Construction, Inc.	\$146,750
Paso Robles Tank	\$154,048
Capital Industrial Coatings	\$173,495
Advanced Industrial Services	\$329,700
Simpson Sandblasting & Special Coatings	\$376,084
Harbor Coating & Restoration	\$378,730

FINANCIAL CONSIDERATIONS

Funding for the recoating of the exteriors of the Princess Tanks No. 1 and No. 2 project is provided through the CIP and is included in the FY 2019/20 Budget.

RECOMMENDATION

That the Engineering and Operations Committee recommends that the Board of Directors approve the attached resolution awarding a contract to recoat the exteriors of the Princess Tanks No. 1 and No. 2 to CalSierra Construction, Inc. in the amount of \$146,750.

MA

Attachment

M65

RESOLUTION NO. SCV-XXX

**RESOLUTION OF THE BOARD OF DIRECTORS
OF THE SANTA CLARITA VALLEY WATER AGENCY
AWARDING A CONTRACT TO
CALSIERRA CONSTRUCTION, INC. TO RECOAT THE EXTERIORS OF
PRINCESS TANKS NO. 1 AND NO. 2 IN THE AMOUNT OF \$146,750**

WHEREAS, all bid proposals submitted to the Agency pursuant to the Agency's specifications for the recoat of the exteriors of Princess Tanks No. 1 and No. 2 were received at the Agency's offices on Tuesday, February 18, 2020 at 2:00 p.m., in full accordance with the law and the Agency's customary procedures; and

WHEREAS, the Board of Directors finds, after considering the opinion of staff, that the total bid of CalSierra Construction, Inc. in the amount of \$146,750 is the lowest responsible bid of six bids submitted, and that said bid substantially meets the requirements of said construction contract documents; and

WHEREAS, it is in the Agency's best interest that the Board of Directors, on behalf of the Agency, authorize its General Manager to accept the \$146,750 bid.

NOW, THEREFORE, BE IT RESOLVED that the Agency's Board of Directors does authorize its General Manager to accept said low bid and does therefore authorize the Agency's General Manager or its Chief Operating Officer to issue a Notice of Award to CalSierra Construction, Inc., hereby found to be the "lowest responsible bidder" for the recoat of the exteriors of the Princess Tanks No. 1 and No. 2 for the total sum of \$146,750.

RESOLVED FURTHER that the Agency's General Manager or its President and Secretary are thereupon authorized, upon receipt of appropriate payment and performance bonds, appropriate certificates of insurance and an executed Contract Agreement from CalSierra Construction, Inc., all of which must be approved by General Counsel, to execute the said Contract Agreement on behalf of the Agency.

RESOLVED FURTHER that the Agency's General Manager or Chief Operating Officer are thereafter authorized to execute and forward to CalSierra Construction, Inc. an appropriate Notice to Proceed.

[This page intentionally left blank.]



SCV Water

Princess Storage Tanks Exterior Recoating
Engineering and Operations Committee
April 2, 2020

1

SCV Water Storage Tank Information

- 98 storage tanks
- Combined distribution storage of more than 160 MG
- Periodic inspections – weekly
- Inspection and cleaning – every 3 – 5 years (internal and external)

YOURSCVWATER.COM



2

Steel Storage Tank Coatings

- Epoxy coatings are designed to protect the integrity of steel tanks.
- Exterior and interior coatings are designed to last between 20 – 30 years.
- AWWA M42 recommends inspections every 3 – 5 years

YOURSCVWATER.COM



3

Princess Tanks 1 & 2 Overview

- Constructed in 1974
- Condition assessment by CSI Services, Inc.
 - Conducted July 2019
 - Interior coating approximately 20 years old
 - Replacement anticipated 3 – 5 years
 - Exterior coating is original
 - Replacement - now
- Bids received February 18, 2020
- Complete work in Quarter 4, FY 19/ 20

YOURSCVWATER.COM



4

Princess Tanks 1 & 2



YOURSCVWATER.COM



5

Bid Results

Contractors	Bid Amount
CalSierra Construction, Inc.	\$146,750
Paso Robles Tank, Inc.	\$154,048
Capital Industrial Coatings LLC	\$173,495
Advanced Industrial Services, Inc.	\$329,700
Simpson Sandblasting & Special Coatings, Inc.	\$376,084
Harbor Coating & Restoration	\$378,730

- Lowest Responsible Bid is \$146,750 by CalSierra Construction, Inc.
- Engineer's Estimate is \$135,000
- Project Funds were approved in FY 2019/ 2020 Budget

YOURSCVWATER.COM



6

Recommendations

- The Engineering and Operations Committee recommends that the Board of Directors approve a resolution awarding a contract to recoat the exterior of Princess Tanks No. 1 and No. 2 to Cal Sierra Construction, Inc. in the amount of \$146,750.





COMMITTEE MEMORANDUM

DATE: March 17, 2020

TO: Engineering and Operations Committee

FROM: Keith Abercrombie
Chief Operating Officer *KA*

SUBJECT: Recommend Approval of a Resolution Awarding a Contract for SC-12 Pump Station Improvements to NoHo Constructors

SUMMARY

Staff recommends SC-12 Pump Station Improvements to complete the construction of the facility. Bids from three qualified contractors were received to construct the perimeter wall, concrete floor and various other improvements. Staff recommends awarding the contract to NoHo Constructors as the lowest responsible bidder in the amount of \$110,500. The Engineer's Estimate for the work was between \$75,000 and \$100,000. This contract award is within the FY 2019/20 budgeted amount.

DISCUSSION

SC-12 is one of thirteen (13) turnout connections providing water to the Santa Clarita Water Division distribution system. The original design capacity of SC-12 was approximately 3,500 gpm, however the single gravity flow pipeline run produced approximately 1,450 gpm due to the hydraulics of the system. Upgrades to SC-12 have been designed and constructed to add four pumps, each supplying additional capacity up to 1,500 gpm. Two of the pumps provide water to the North Oaks pressure zone and the other two will supply water to the Placerita pressure zone.

Production staff constructed the piping, cans and pumps for the entire station. The next step is the construction of the walls and floor. Staff contracted with ECG to design the walls and floor. Staff then issued a Request for Bids by posting to PlanetBids on February 24, 2020. Three bids were received on March 16, 2020. Staff reviewed the bids and recommends awarding the contract to NoHo Constructors as the lowest responsible bidder.

Bid results are as follows:

Contractor	Bid Amount
NoHo Constructors	\$110,500.00
R.C. Becker and Son, Inc.	\$157,629.05
HPS Mechanical, Inc.	\$170,403.00

FINANCIAL CONSIDERATIONS

Funding for the SC-12 Pump Station Improvements project is provided through the CIP budget and is included in the FY 2019/20 Budget.

RECOMMENDATION

That the Engineering and Operations Committee recommends that the Board of Directors approve the attached resolution awarding a contract for SC-12 Pump Station Improvements to NoHo Constructors in the amount of \$110,500.

MA

Attachment

MBS

RESOLUTION NO. SCV-XXX

**RESOLUTION OF THE BOARD OF DIRECTORS
OF THE SANTA CLARITA VALLEY WATER AGENCY
AWARDING A CONTRACT FOR SC-12 PUMP STATION IMPROVEMENTS TO NOHO
CONSTRUCTORS IN THE AMOUNT OF \$110,500**

WHEREAS, all bid proposals submitted to the Agency pursuant to the Agency's specifications for the SC-12 Pump Station Improvements to complete the construction of the facility were received at the Agency's offices on Monday, March 16, 2020 at 2:00 p.m., in full accordance with the law and the Agency's customary procedures; and

WHEREAS, the Board of Directors finds, after considering the opinion of staff, that the total bid of NoHo Constructors in the amount of \$110,500 is the lowest responsible bid of three bids submitted, and that said bid substantially meets the requirements of said construction contract documents; and

WHEREAS, it is in the Agency's best interest that the Board of Directors, on behalf of the Agency, authorize its General Manager to accept the \$110,500 bid.

NOW, THEREFORE, BE IT RESOLVED that the Agency's Board of Directors does authorize its General Manager to accept said low bid and does therefore authorize the Agency's General Manager or its Chief Operating Officer to issue a Notice of Award to NoHo Constructors, hereby found to be the "lowest responsible bidder" for the SC-12 Pump Station Improvements project for the total sum of \$110,500.

RESOLVED FURTHER that the Agency's General Manager or its President and Secretary are thereupon authorized, upon receipt of appropriate payment and performance bonds, appropriate certificates of insurance and an executed Contract Agreement from NoHo Constructors, all of which must be approved by General Counsel, to execute the said Contract Agreement on behalf of the Agency.

RESOLVED FURTHER that the Agency's General Manager or Chief Operating Officer are thereafter authorized to execute and forward to NoHo Constructors, an appropriate Notice to Proceed.

President

I, the undersigned, hereby certify: That I am the duly appointed and acting Secretary of the Santa Clarita Valley Water Agency, and that at a regular meeting of the Board of Directors of said Agency held on April 7, 2020, the foregoing Resolution No. SCV-XXX was duly and regularly adopted by said Board, and that said resolution has not been rescinded or amended since the date of its adoption, and that it is now in full force and effect.

DATED: April 7, 2020

Secretary

[This page intentionally left blank.]



COMMITTEE MEMORANDUM

DATE: March 26, 2020

TO: Engineering and Operations Committee

FROM: Keith Abercrombie
Chief Operating Officer *KA*

SUBJECT: Recommend Approval of Contracts for On-Call Engineering and/or Construction Management and Inspection Services

SUMMARY

The existing on-call contracts for the Agency's engineering, construction management, and/or inspection consulting firms expire June 30, 2020. In December 2019, the Agency issued a Request for Proposal (RFP) to establish a new on-call consultant list. In January 2020, the Agency received twenty-two (22) proposals for engineering, construction management, and/or inspection services. The current Purchasing Policy allows staff to recommend to the Board of Directors between two and six firms to provide Engineering services. However, based on current and projected workload, staff is recommending that the Board of Directors allow all twenty-two (22) firms to be considered to provide on-call engineering, construction management, and/or inspection services. Staff recommends that new contracts be awarded to the firms selected through the recent RFP process.

DISCUSSION

The Agency utilizes consulting firms to provide on-call engineering, construction management, and inspection services. The on-call consultants conduct evaluations, perform studies, prepare preliminary and final designs, prepare technical specifications, provide engineering support during construction, perform construction management and inspection and provide other miscellaneous services for a variety of projects at the Agency's water treatment, distribution and conveyance facilities.

The existing on-call engineering services contracts were carried forward from the on-call contracts that the various water agencies established prior to the merger. Currently, the on-call contracts expire June 30, 2020. In December 2019, staff issued an RFP to solicit proposals from firms to be considered to provide on-call engineering, construction management, and/or inspection services. The Agency received proposals from twenty-two (22) firms. The majority of the firms currently perform services for the Agency. Based on the evaluation of the proposals, staff recommends entering into contracts with the following firms who are listed in no particular order: Alliance Land Planning and Engineering, Inc.; Black & Veatch Corporation; Cannon

Corporation; Civiltec Engineering, Inc.; EDM Services, Inc.; Encompass Consultant Group; Filippin Engineering, Inc.; GK & Associates; Hazen and Sawyer; Hunsaker & Associates Los Angeles, Inc.; Jensen Design & Survey, Inc., Kennedy Jenks Consultants, Inc.; Lee & Ro, Inc.; Michael Baker International; MKN & Associates, Inc.; MNS Engineers, Inc.; MWH Constructors; SA Associates; Stylo Group, L.L.P.; TRC Companies; Woodard & Curran, Inc.; and West Yost Associates.

If the Agency is unsuccessful in negotiating a mutually agreeable contract with any of the above recommended firms, staff would remove those firm(s) from the list.

In accordance with the Agency's Purchasing Manual, the on-call contracts would be for a maximum term of four years.

FINANCIAL CONSIDERATIONS

None. Work authorizations for specific tasks are made for individual projects and, depending on the authorization amounts, are approved under the General Manager's authority or submitted to the Engineering and Operations Committee for review and to the Board of Directors for approval in accordance with existing Agency policies and procedures.

RECOMMENDATIONS

That the Engineering and Operations Committee recommends that the Board of Directors authorize the General Manager to execute contracts for on-call engineering, construction management, and/or inspection services with Alliance Land Planning and Engineering, Inc.; Black & Veatch Corporation; Cannon Corporation; Civiltec Engineering, Inc.; EDM Services, Inc.; Encompass Consultant Group; Filippin Engineering, Inc.; GK & Associates; Hazen and Sawyer; Hunsaker & Associates Los Angeles, Inc.; Jensen Design & Survey, Inc., Kennedy Jenks Consultants, Inc.; Lee & Ro, Inc.; Michael Baker International; MKN & Associates, Inc.; MNS Engineers, Inc.; MWH Constructors; SA Associates; Stylo Group, L.L.P.; TRC Companies; Woodard & Curran, Inc.; and West Yost Associates.

M65



April 2, 2020

On-Call Engineering and Construction Management/Inspection Services Agreements

1

Engineering and Construction Management/Inspection Services

- SCV Water Utilizes Engineering and Construction Management/Inspection Services:
 - Conduct studies and evaluations
 - Prepare preliminary and final designs
 - Prepare technical specifications
 - Provide engineering support during construction
 - Perform construction management and inspection

YOURSCVWATER.COM



2

Engineering and Construction Management/Inspection Services

- SCV Water Purchasing Manual allows for engineering and construction management/inspection services consultant pool
 - RFP process
 - Qualifications based selection
 - Recommended firms approved by General Manager > E&O Committee > Board
 - Contracts valid for up to four years
- Consultants utilized based on:
 - Qualifications
 - Experience
 - Similar projects
 - Convenience
 - Schedule
 - Historical knowledge
 - Cost

YOURSCVWATER.COM



3

Existing On-Call Consultants

- Black & Veatch Corporation
- Cannon Corporation
- Civiltec Engineering, Inc.**
- Encompass Consultant Group**
- Filippin Engineering, Inc.
- Jensen Design & Survey, Inc.**
- Kennedy Jenks Consultants, Inc.*
- Lee & Ro, Inc.*
- Michael Baker International
- TRC Companies (form. Vali Cooper)
- Woodard & Curran, Inc.*

- Agreements expire June 30, 2020

* Both SCWD and CLWA held contracts, SCWD contract expires December 31, 2020

**Only SCWD contract

YOURSCVWATER.COM



4

New On-Call Engineering and Construction Management/Inspection Services

- Request for Statements of Qualifications (RFQ) issued December 2019
 - 22 responses received January 22, 2020
- Evaluation committee reviewed responses
 - Functional requirements
 - Project team
 - Qualifications
 - Experience
 - Fee schedule
- Evaluators: J. Yim, J. Gilliam, B. Payne, J. Moreno, O. Moreno

YOURSCVWATER.COM



5

Responses Received (SOQ's)

- Full Service Firms (15)
 - Black & Veatch Corporation
 - Cannon Corporation
 - Encompass Consultant Group
 - Filippin Engineering, Inc.
 - GK & Associates
 - Hazen and Sawyer
 - Jensen Design & Survey, Inc.
 - Kennedy Jenks Consultants, Inc.
 - Lee & Ro, Inc.
 - Michael Baker International
 - MKN & Associates, Inc.
 - MNS Engineers, Inc.
 - SA Associates
 - West Yost Associates
 - Woodard & Curran, Inc.
- Engineering Only (5)
 - Alliance Land Planning and Engineering, Inc.
 - Civiltec Engineering, Inc.
 - EDM Services, Inc.
 - Hunsaker & Associates Los Angeles, Inc.
 - Stylo Group L.L.P.
- Construction Management and Inspection Only (2)
 - MWH Constructors
 - TRC Companies (form. Vali Cooper)

YOURSCVWATER.COM



6

On-Call Engineering and Construction Management/Inspection Services Recommendation

- Staff recommends entering into agreements with all 22 firms
- Agreements valid for up to four years
- Authorization for specific tasks (scope, budget, schedule) by specific work authorization for individual projects
- Work Authorizations would follow existing policies:
 - <\$100,000 under General Manager's authority
 - >\$100,000 require approval by E&O Committee and Board

YOURSCVWATER.COM





COMMITTEE MEMORANDUM

DATE: March 26, 2020
TO: Engineering and Operations Committee
FROM: Keith Abercrombie
Chief Operating Officer *KA*
SUBJECT: Proposed FY 2020/21 Capital Improvement Projects

SUMMARY

Attached are the proposed capital improvement projects for FY 2020/21 for review and consideration.

FINANCIAL CONSIDERATIONS

Revenue sources to fund these projects will be considered separately by the Finance and Administration Committee. Sources may include SCV Water's share of the 1% property taxes, facility capacity fees, wholesale water rates and settlement payments from litigation.

RECOMMENDATION

The capital improvement project budgets are presented for review and comment only.

Attachments

MBS

[This page intentionally left blank.]

D - R - A - F - T March 26, 2020

Proposed FY 2019/20 and FY 2020/21 Capital Improvement Projects

Regional Projects		Total Estimated		FY 2019/20	FY 2020/21
		Project Cost	Budget	Budget	Budget
Castaic Conduit		\$ 15,116,000	\$ 400,000	\$ 300,000	
ESFP Sludge Collection System		\$ 14,796,000	\$ 6,235,000	\$ 4,355,000	
Laboratory PFAS Instrumentation Equipment		\$ 550,000	\$ -	\$ 550,000	
Groundwater Treatment Improvements - Saugus 1 & 2 VOC Treatment		\$ 4,346,000	\$ 340,000	\$ 240,000	
Honby Parallel		\$ 25,489,000	\$ 140,000	\$ 225,000	
Magic Mountain Pipeline No. 4		\$ 4,600,000	\$ 1,486,000	\$ 885,000	
Magic Mountain Pipeline No. 5		\$ 4,412,000	\$ 5,331,000	\$ 1,341,000	
Magic Mountain Pipeline No. 6		\$ 13,112,000	\$ 6,095,000	\$ 10,635,000	
Magic Mountain Reservoir		\$ 29,897,000	\$ 170,000	\$ 315,000	
Recycled Water Program Phase II, 2A - Central Park		\$ 15,394,000	\$ 5,000	\$ 5,000	
Recycled Water Program Phase II, 2B - Vista Canyon		\$ 6,912,000	\$ 3,135,000	\$ 4,072,000	
Recycled Water Program Phase II, 2C - South End		\$ 12,702,000	\$ 150,000	\$ 100,000	
Recycled Water Program Phase II, 2D - West Ranch		\$ 2,862,000	\$ 985,000	\$ 1,363,000	
Saugus 3 & 4 Replacement Wells		\$ 11,161,000	\$ 1,070,000	\$ 8,300,000	
Rosedale Rio Bravo Extraction		\$ 9,869,000	\$ 127,000	\$ 56,000	
Saugus Dry Year Reliability Wells 5 & 6		\$ 11,592,000	\$ -	\$ 380,000	
Update Water Conservation and Education Garden		\$ 1,450,000	\$ 1,100,000	\$ 1,080,000	
	<i>Regional Subtotal</i>	\$ 184,260,000	\$ 26,769,000	\$ 34,202,000	
Distribution Systems	Division				
Pipelines & Pipeline Replacements					
Sewer Pipeline Replacement (Sand Canyon)	NWD	\$ 400,000	\$ -	\$ 250,000	
Dockweiler-Sierra Hwy Pipeline	NWD	\$ 850,000	\$ 25,000	\$ 425,000	
Friendly Valley Pipeline @ Via Princessa (Crossroads)	SCWD	\$ 1,350,000	\$ 25,000	\$ 125,000	
Golden Valley Pipeline @ Via Princessa (Crossroads)	SCWD	\$ 550,000	\$ 25,000	\$ 125,000	
LARC Pipeline	SCWD	\$ 900,000	\$ 100,000	\$ 800,000	
Large Diameter PVC Pipeline Replacement	VWD	\$ 500,000	\$ -	\$ 500,000	
Market Street/Shadeland/Maple Street Pipeline (Wiley Cyn)	NWD	\$ 1,650,000	\$ -	\$ 200,000	
Rainbow Glen Pipeline Improvements	SCWD	\$ 265,000	\$ -	\$ 265,000	
Ridge Route Pipeline Relocation	NWD	\$ 753,000	\$ 358,000	\$ 395,000	
Recycled Water Program Phase II, 2D - West Ranch Distribution	VWD	\$ 1,652,000	\$ -	\$ 1,652,000	
Recycled Water Program Phase II, 2D - West Ranch Customer Retrofits	VWD	\$ 550,000	\$ -	\$ 550,000	
V-9 Improvements	VWD	\$ 1,000,000	\$ -	\$ 700,000	
SC-2 Conversion to Gravity	SCWD	\$ 305,000	\$ 305,000	\$ 305,000	
SC-12 Warmuth Pipeline	SCWD	\$ 750,000	\$ -	\$ 100,000	
SC-12 Facility Construction	SCWD	\$ 340,000	\$ 340,000	\$ -	
The Old Road Pipeline Replacement	NWD	\$ 510,000	\$ -	\$ 510,000	
Valencia Marketplace Pipeline Replacement	VWD	\$ 450,000	\$ -	\$ 450,000	
Vasquez Pipeline Replacement	SCWD	\$ 476,000	\$ -	\$ 476,000	
Recycled Water Program Phase II, 2B - Vista Cyn Distribution	SCWD	\$ 1,520,000	\$ 820,000	\$ 700,000	
Recycled Water Program Phase II, 2B - Vista Cyn Customer Retrofits	SCWD	\$ 300,000	\$ -	\$ 300,000	
Vista Cyn Bridge Piping at Soledad/Lost Canyon	SCWD	\$ 325,000	\$ 25,000	\$ 300,000	
West Newhall Interconnections	NWD/SCWD/VWD	\$ 430,000	\$ -	\$ 430,000	
Pump Stations					
Deane Pump Station @ Skyline Ranch	SCWD	\$ 800,000	\$ 40,000	\$ 760,000	
Deane Pump Station @ Sand Canyon Plaza	SCWD	\$ 950,000	\$ 75,000	\$ 875,000	
Friendly Valley Booster Station	SCWD	\$ 725,000	\$ -	\$ 75,000	
Market Street Pump Station (Wiley Canyon)	NWD	\$ 1,750,000	\$ -	\$ 150,000	
Recycled Water Pump Station Improvements	Regional	\$ 450,000	\$ 150,000	\$ 450,000	
Tanks					
Deane Tanks (Two 2.5 MG Tanks)	SCWD	\$ 4,325,000	\$ 75,000	\$ 2,350,000	
Deane Zone Disinfection @ Skyline Ranch	SCWD	\$ 565,000	\$ 50,000	\$ 515,000	
Deane Tanks - One 1.5 MG Tank @ Sand Canyon Plaza	SCWD	\$ 1,225,000	\$ 75,000	\$ 150,000	
Deane Tank Site (Existing) Improvements	SCWD	\$ 550,000	\$ 25,000	\$ 75,000	
Friendly Valley (3.25 MG)- Crossroads	SCWD	\$ 5,175,000	\$ -	\$ 75,000	
Golden Valley (1.6 MG)- Crossroads	SCWD	\$ 875,000	\$ -	\$ 75,000	
Newhall Tank 2 Internal/External Recoat	NWD	\$ 500,000	\$ -	\$ 500,000	
Placerita (Two 1.6 MG Tanks)	SCWD	\$ 4,100,000	\$ -	\$ 100,000	
Tank 4 (1.5 MG Tank @Wiley Canyon)	NWD	\$ 1,750,000	\$ -	\$ 150,000	
Recycled Water Tank Recoat	Regional	\$ 500,000	\$ -	\$ 500,000	
Wells					
V-160 Well Rehabilitation	VWD	\$460,000	\$230,000	\$350,000	
PFAS and Perchlorate Removal Facility					
N Wells	NWD/SCWD/VWD	\$ 7,445,000	\$ -	\$ 3,298,000	
Valley Center Well	NWD/SCWD/VWD	\$ 5,000,000	\$ -	\$ 4,900,000	
Santa Clara Well	NWD/SCWD/VWD	\$ 5,000,000	\$ -	\$ 4,900,000	
Honby Well	NWD/SCWD/VWD	\$ 5,000,000	\$ -	\$ 250,000	
Mitchell 5A Replacement	NWD/SCWD/VWD	\$ 5,000,000	\$ -	\$ 250,000	
Additional Wells (T7, U4, U6)	NWD/SCWD/VWD	\$ 10,000,000	\$ -	\$ 3,500,000	
E Wells (E-14, E-15, E-16, E-17)	NWD/SCWD/VWD	\$ 16,300,000	\$ -	\$ 250,000	
Well Q2 (Perchlorate)	NWD/SCWD/VWD	\$ 1,555,000	\$ -	\$ 1,160,000	
Well 205 (Perchlorate)	NWD/SCWD/VWD	\$ 5,000,000	\$ -	\$ 1,500,000	
	<i>Distribution Subtotal</i>	\$ 93,871,000	\$ 2,743,000	\$ 33,806,000	
	Total =	\$ 278,131,000	\$ 29,512,000	\$ 68,008,000	

[This page intentionally left blank.]

**Santa Clarita Valley Water Agency
Capital Improvement Budget - Regional Division
FY 2019/20 and FY 2020/21 Budget**

 **DRAFT**

	CIP No.	Project Title	Project Category (A, B, C, D, E)	Current Estimated Total Project Cost	Cumulative Estimated Expenditures through June 30, 2020	FY 2019/20 Budget	FY 2020/21 Budget
1	200903	Castaic Conduit Bypass Pipeline	C	\$ 15,116,000	\$ 952,000	\$ 400,000	\$ 300,000
2	200103	ESFP Sludge Collection System	C, E	\$ 14,796,000	\$ 1,121,000	\$ 6,235,000	\$ 4,355,000
3	200013	Groundwater Treatment Improvements	C	\$ 4,346,000	\$ 221,000	\$ 340,000	\$ 240,000
4	200510	Honby Parallel Phase 2	C	\$ 25,489,000	\$ 2,537,000	\$ 140,000	\$ 225,000
5	200525	Magic Mountain Pipeline No. 4	C	\$ 4,600,000	\$ 3,716,000	\$ 1,486,000	\$ 885,000
6	200526	Magic Mountain Pipeline No. 5	C	\$ 4,412,000	\$ 3,071,000	\$ 5,331,000	\$ 1,341,000
7	200527	Magic Mountain Pipeline No. 6	C	\$ 13,112,000	\$ 3,477,000	\$ 6,095,000	\$ 10,635,000
8	200528	Magic Mountain Reservoir	C	\$ 29,897,000	\$ 277,000	\$ 170,000	\$ 315,000
9	200453	Recycled Water Program Phase II, 2A - Central Park	C	\$ 15,394,000	\$ 278,000	\$ 5,000	\$ 5,000
10	200454	Recycled Water Program Phase II, 2B - Vista Canyon	C	\$ 6,912,000	\$ 152,000	\$ 3,135,000	\$ 4,072,000
11	200455	Recycled Water Program Phase II, 2C - South End	C	\$ 12,702,000	\$ 833,000	\$ 150,000	\$ 100,000
12	200456	Recycled Water Program Phase II, 2D - West Ranch	C	\$ 2,862,000	\$ 573,000	\$ 985,000	\$ 1,363,000
13	200962	Replacement Wells*	A	\$ 11,161,000	\$ 375,000	\$ 1,070,000	\$ 8,300,000
14	200963	Saugus Formation Dry Year Reliability Wells**	C	\$ 11,592,000	\$ 221,000	\$ -	\$ 380,000
15	200906	Rosedale Rio Bravo Extraction**	C	\$ 9,869,000	\$ 9,736,000	\$ 127,000	\$ 56,000
16	200013	Update Water Conservation and Education Garden	A, B, C, E	\$ 1,450,000	\$ 200,000	\$ 1,100,000	\$ 1,080,000
TOTAL				\$ 183,710,000	\$ 27,740,000	\$ 26,769,000	\$ 33,652,000

* The Budget for Replacement Wells is subject to reimbursement under the perchlorate settlement agreement.

Reimbursement takes place in subsequent fiscal year.

** Project has been awarded Federal EPA or State Proposition 84 grant funding.

CATEGORY A: Asset Replacement
 CATEGORY B: Rehabilitation
 CATEGORY C: New Capital
 CATEGORY D: Technology Investments
 CATEGORY E: Upgrades

[This page intentionally left blank.]

SCV WATER
CAPITAL IMPROVEMENT BUDGET - MAJOR CAPITAL PROJECTS
FY 2019/20 and FY 2020/21 - REGIONAL DIVISION

Project Title: Castaic Conduit Bypass Pipeline

CIP No. 200903

Description: Construction of a 54-inch diameter pipeline to replace the existing 36-inch diameter sections of the Castaic Conduit.

Category: C - New Capital

Purpose/Justification: Convey treated water from the treatment plants to various turnouts. Improve transmission system hydraulics, remove existing bottleneck.

Project Priority: Mid

Site Requirements: Public rights-of-way and pipeline easements will be obtained during design phase.

CEQA: A Mitigated Negative Declaration was adopted by the Board of Directors on March 9, 2011.

Project Schedule: FY 2020/21: Continue final design and land acquisition.
 FY 2021/22: Complete final design and land acquisition.

Projected Impact on Operating Costs: Less than \$5,000 per year.

Category	Current Estimated Total Project Cost	Cumulative Estimated Expenditures through June 30, 2020	FY 2019/20 Budget	FY 2020/21 Budget
Planning and Conceptual Design	\$ 102,000	\$ 102,000	\$ -	\$ -
Design (Including Bid Services)	1,430,000	850,000	400,000	300,000
Construction				
Construction Management and Engineering	1,369,000	-	-	-
Capital Construction Costs	12,185,000	-	-	-
<i>Unforeseen / Changed Conditions</i>	-	-	-	-
<i>Design Changes (Resulting from RFI)</i>	-	-	-	-
<i>Owner-Initiated Changes</i>	-	-	-	-
Additional Project Delivery Costs (Post-Construction Activities, Monitoring and Mitigation, etc)	30,000	-	-	-
TOTAL	\$ 15,116,000	\$ 952,000	\$ 400,000	\$ 300,000

Notes:

**SCV WATER
CAPITAL IMPROVEMENT BUDGET - MAJOR CAPITAL PROJECTS
FY 2019/20 and FY 2020/21 - REGIONAL DIVISION**

Project Title: Earl Schmidt Filtration Plant (ESFP) Sludge Collection System

CIP No. 200103

Description: Construction of new facilities and modifications to existing facilities to upgrade the ESFP wash water return and sludge collection system.

Category: C - New Capital
E - Upgrades

Purpose/Justification: Improves the operational reliability of the wash water return system and the maintenance of the sludge collection system.

Project Priority: High

Site Requirements: ESFP property is held in fee by SCVWA.

CEQA: Categorical Exemption (Class 1, Section 15301 of the California Environmental Quality Act Guidelines).

Project Schedule: FY 2020/21: Initiate construction.
FY 2021/22: Complete construction.

Projected Impact on Operating Costs: Less than \$8,000 per year.

Category	Current Estimated Total Project Cost	Cumulative Estimated Expenditures through June 30, 2020	FY 2019/20 Budget	FY 2020/21 Budget
Planning and Conceptual Design	\$ 191,000	\$ 191,000	\$ -	\$ -
Design (Including Bid Services)	970,000	900,000	35,000	35,000
Construction				
Construction Management and Engineering	1,495,000	30,000	700,000	300,000
Capital Construction Costs	12,120,000	-	5,500,000	4,000,000
<i>Unforeseen / Changed Conditions</i>	-	-	-	-
<i>Design Changes (Resulting from RFI)</i>	-	-	-	-
<i>Owner-Initiated Changes</i>	-	-	-	-
Additional Project Delivery Costs (Post-Construction Activities, Monitoring and Mitigation, etc)	20,000	-	-	20,000
TOTAL	\$ 14,796,000	\$ 1,121,000	\$ 6,235,000	\$ 4,355,000

Notes:

SCV WATER
CAPITAL IMPROVEMENT BUDGET - MAJOR CAPITAL PROJECTS
FY 2019/20 and FY 2020/21 - REGIONAL DIVISION

Project Title: Honby Parallel Phase 2

CIP No. 200510

Description: Construction of a 60-inch diameter pipeline to replace the existing 33-inch and 36-inch diameter pipelines from the end of the Honby Parallel Phase 1 pipeline to the Sand Canyon Pump Station.

Category: C - New Capital

Purpose/Justification: Convey treated water to the eastern portion of the service area. Improve transmission system hydraulics and remove existing bottleneck.

Project Priority: Mid

Site Requirements: Public rights-of-way and pipeline easements will be obtained during design phase.

CEQA: An Environmental Impact Report (EIR) was certified by the Board of Directors on July 13, 2005.

Project Schedule: FY 2020/21: Complete land acquisition and continue design.
 FY 2021/22: Continue design.
 FY 2022/23: Complete design.

Projected Impact on Operating Costs: Less than \$5,000 per year.

Category	Current Estimated Total Project Cost	Cumulative Estimated Expenditures through June 30, 2020	FY 2019/20 Budget	FY 2020/21 Budget
Planning and Conceptual Design	\$ 459,000	\$ 459,000	\$ -	\$ -
Design (Including Bid Services)	1,455,000	921,000	140,000	225,000
Construction				
Construction Management and Engineering	3,131,000	194,000	-	-
Capital Construction Costs	19,200,000	53,000	-	-
<i>Unforeseen / Changed Conditions</i>	-	-	-	-
<i>Design Changes (Resulting from RFI)</i>	-	-	-	-
<i>Owner-Initiated Changes</i>	-	-	-	-
Additional Project Delivery Costs (Post-Construction Activities, Monitoring and Mitigation, etc)	1,244,000	910,000	-	-
TOTAL	\$ 25,489,000	\$ 2,537,000	\$ 140,000	\$ 225,000

Notes:

**SCV WATER
CAPITAL IMPROVEMENT BUDGET - MAJOR CAPITAL PROJECTS
FY 2019/20 and FY 2020/21 - REGIONAL DIVISION**

Project Title: Magic Mountain Pipeline No. 4

CIP No. 200525

Description: Construction of a pipeline to convey imported water from the end of the existing Magic Mountain Pipeline Phase 3 to the beginning of the proposed Magic Mountain Pipeline Phase 5.

Category: C - New Capital

Purpose/Justification: Provides facilities to convey imported water to the western portion of the service area.

Project Priority: High

Site Requirements: Pipeline will be constructed in public rights-of-way.

CEQA: Notice of Determination filed in FY 2014/15.

Project Schedule: FY 2020/21: Complete construction.

Projected Impact on Operating Costs: Less than \$5,000 per year.

Category	Current Estimated Total Project Cost	Cumulative Estimated Expenditures through June 30, 2020	FY 2019/20 Budget	FY 2020/21 Budget
Planning and Conceptual Design	\$ 4,000	\$ 4,000	\$ -	\$ -
Design (Including Bid Services)	217,000	217,000	-	-
Construction				
Construction Management and Engineering	590,000	559,000	218,000	31,000
Capital Construction Costs	3,774,000	2,936,000	1,253,000	839,000
<i>Unforeseen / Changed Conditions</i>	-	-	-	-
<i>Design Changes (Resulting from RFI)</i>	-	-	-	-
<i>Owner-Initiated Changes</i>	-	-	-	-
Additional Project Delivery Costs (Post-Construction Activities, Monitoring and Mitigation, etc.)	15,000	-	15,000	15,000
TOTAL	\$ 4,600,000	\$ 3,716,000	\$ 1,486,000	\$ 885,000

Notes:

SCV WATER
CAPITAL IMPROVEMENT BUDGET - MAJOR CAPITAL PROJECTS
FY 2019/20 and FY 2020/21 - REGIONAL DIVISION

Project Title: Magic Mountain Pipeline No. 5

CIP No. 200526

Description: Construction of a pipeline to convey imported water from the end of the proposed Magic Mountain Pipeline Phase 4 to the beginning of the proposed Magic Mountain Pipeline Phase 6.

Category: C - New Capital

Purpose/Justification: Provides facilities to convey imported water to the western portion of the service area.

Project Priority: High

Site Requirements: Pipeline will be constructed in public rights-of-way.

CEQA: Notice of Determination filed in FY 2014/15.

Project Schedule: FY 2020/21: Complete construction.

Projected Impact on Operating Costs: Less than \$5,000 per year.

Category	Current Estimated Total Project Cost	Cumulative Estimated Expenditures through June 30, 2020	FY 2019/20 Budget	FY 2020/21 Budget
Planning and Conceptual Design	\$ 1,000	\$ 1,000	\$ -	\$ -
Design (Including Bid Services)	150,000	150,000	-	-
Construction				
Construction Management and Engineering	645,000	520,000	766,000	125,000
Capital Construction Costs	3,606,000	2,400,000	4,555,000	1,206,000
<i>Unforeseen / Changed Conditions</i>	-	-	-	-
<i>Design Changes (Resulting from RFI)</i>	-	-	-	-
<i>Owner-Initiated Changes</i>	-	-	-	-
Additional Project Delivery Costs (Post-Construction Activities, Monitoring and Mitigation, etc.)	10,000	-	10,000	10,000
TOTAL	\$ 4,412,000	\$ 3,071,000	\$ 5,331,000	\$ 1,341,000

Notes:

SCV WATER
CAPITAL IMPROVEMENT BUDGET - MAJOR CAPITAL PROJECTS
FY 2019/20 and FY 2020/21 - REGIONAL DIVISION

Project Title: Magic Mountain Pipeline No. 6

CIP No. 200527

Description: Construction of a pipeline to convey imported water from the end of the proposed Magic Mountain Pipeline Phase 5 to the proposed Magic Mountain Reservoir site.

Category: C - New Capital

Purpose/Justification: Provides facilities to convey imported water to the western portion of the service area.

Project Priority: High

Site Requirements: Pipeline will be constructed in public rights-of-way and easements.

CEQA: Notice of Determination filed in FY 2014/15.

Project Schedule: FY 2019/20: Phase 6A Pipeline: initiate construction; Phase 6B Pipeline: complete design.
 FY 2020/21: Phase 6A and Phase 6B Pipeline: complete construction.

Projected Impact on Operating Costs: Less than \$5,000 per year.

Category	Current Estimated Total Project Cost	Cumulative Estimated Expenditures through June 30, 2020	FY 2019/20 Budget	FY 2020/21 Budget
Planning and Conceptual Design	\$ 5,000	\$ 5,000		\$ -
Design (Including Bid Services)	371,000	371,000	165,000	-
Construction				
Construction Management and Engineering	1,601,000	1,601,000	860,000	1,000,000
Capital Construction Costs	11,105,000	1,500,000	5,055,000	9,605,000
<i>Unforeseen / Changed Conditions</i>	-	-	-	-
<i>Design Changes (Resulting from RFI)</i>	-	-	-	-
<i>Owner-Initiated Changes</i>	-	-	-	-
Additional Project Delivery Costs (Post-Construction Activities, Monitoring and Mitigation, etc.)	30,000	-	15,000	30,000
TOTAL	\$ 13,112,000	\$ 3,477,000	\$ 6,095,000	\$ 10,635,000

Notes:

**SCV WATER
CAPITAL IMPROVEMENT BUDGET - MAJOR CAPITAL PROJECTS
FY 2019/20 and FY 2020/21 - REGIONAL DIVISION**

Project Title: Magic Mountain Reservoir

CIP No. 200528

Description: Construction of a 5.7 MG reservoir and pump station for the western portion of the service area.

Category: C - New Capital

Purpose/Justification: Provides facilities to store imported water in the western portion of the service area.

Project Priority: Mid

Site Requirements: Reservoir will be constructed on property obtained in fee.

CEQA: Environmental documentation requirements will be addressed during the planning phase.

Project Schedule: FY 2019/20: Perform planning.
FY 2020/21: Complete planning and initiate design.

Projected Impact on Operating Costs: To be determined during the planning phase.

Category	Current Estimated Total Project Cost	Cumulative Estimated Expenditures through June 30, 2020	FY 2019/20 Budget	FY 2020/21 Budget
Planning and Conceptual Design	\$ 327,000	\$ 277,000	\$ 170,000	\$ 50,000
Design (Including Bid Services)	4,750,000	-	-	265,000
Construction				
Construction Management and Engineering	6,350,000	-	-	-
Capital Construction Costs	18,200,000	-	-	-
<i>Unforeseen / Changed Conditions</i>	-	-	-	-
<i>Design Changes (Resulting from RFI)</i>	-	-	-	-
<i>Owner-Initiated Changes</i>	-	-	-	-
Additional Project Delivery Costs (Post-Construction Activities, Monitoring and Mitigation, etc.)	270,000	-	-	-
TOTAL	\$ 29,897,000	\$ 277,000	\$ 170,000	\$ 315,000

Notes:

SCV WATER
CAPITAL IMPROVEMENT BUDGET - MAJOR CAPITAL PROJECTS
FY 2019/20 and FY 2020/21 - REGIONAL DIVISION

Project Title: Recycled Water Program Phase 2A – Central Park

CIP No. 200453

Description: Construction of new facilities to expand recycled water service from the Valencia Water Reclamation Plant to Central Park, and serve users in central Valencia and Saugus portions of the service area.

Category: C - New Capital

Purpose/Justification: Expand recycled water service to additional water customers.

Project Priority: Low

Site Requirements: Rio Vista Water Treatment Plant (RVWTP) site, public rights-of-way encroachments, and easements or land purchases that will be obtained during the design phase.

CEQA: A Mitigated Negative Declaration was adopted by the Board of Directors on December 13, 2017.

Project Schedule: FY 2020/21: Pursue grant funding.

Projected Impact on Operating Costs: Approximately \$75,000 per year.

Category	Current Estimated Total Project Cost	Cumulative Estimated Expenditures through June 30, 2020	FY 2019/20 Budget	FY 2020/21 Budget
Planning and Conceptual Design	\$ 240,000	\$ 240,000	\$ -	\$ -
Design (Including Bid Services)	1,322,000	36,000	5,000	5,000
Construction				
Construction Management and Engineering	1,252,000	-	-	-
Capital Construction Costs	12,520,000	-	-	-
<i>Unforeseen / Changed Conditions</i>	-	-	-	-
<i>Design Changes (Resulting from RFI)</i>	-	-	-	-
<i>Owner-Initiated Changes</i>	-	-	-	-
Additional Project Delivery Costs (Post-Construction Activities, Monitoring and Mitigation, etc)	60,000	2,000		
TOTAL	\$ 15,394,000	\$ 278,000	\$ 5,000	\$ 5,000

Notes:
 Current estimated total project cost represents Regional Division's share of estimated project costs (backbone system only). Current total estimated project cost for Phase 2A = \$18,755,000. Regional Division's share of project cost = \$15,394,000.

**SCV WATER
CAPITAL IMPROVEMENT BUDGET - MAJOR CAPITAL PROJECTS
FY 2019/20 and FY 2020/21 - REGIONAL DIVISION**

Project Title: Recycled Water Program Phase 2B – Vista Canyon

CIP No. 200454

Description: Construction of new facilities to expand recycled water service from proposed Vista Canyon Water Factory to customers in eastern portion of service area.

Category: C - New Capital

Purpose/Justification: Expand recycled water service to additional water customers.

Project Priority: High

Site Requirements: Public rights-of-way encroachments, and easements or land purchases that will be identified during the planning phase.

CEQA: A Mitigated Negative Declaration was adopted by the Board of Directors on November 20, 2017.

Project Schedule: FY 2020/21: Complete design and initiate construction.
FY 2021/22: Complete construction.

Projected Impact on Operating Costs: Approximately \$75,000 per year.

Category	Current Estimated Total Project Cost	Cumulative Estimated Expenditures through June 30, 2020	FY 2019/20 Budget	FY 2020/21 Budget
Planning and Conceptual Design	\$ 100,000	\$ 100,000	\$ -	\$ -
Design (Including Bid Services)	211,000	26,000	185,000	-
Construction				
Construction Management and Engineering	526,000	26,000	200,000	300,000
Capital Construction Costs	6,053,000	-	2,750,000	3,750,000
<i>Unforeseen / Changed Conditions</i>	-	-	-	-
<i>Design Changes (Resulting from RFI)</i>	-	-	-	-
<i>Owner-Initiated Changes</i>	-	-	-	-
Additional Project Delivery Costs (Post-Construction Activities, Monitoring and Mitigation, etc)	22,000	-		22,000
TOTAL	\$ 6,912,000	\$ 152,000	\$ 3,135,000	\$ 4,072,000

Notes:
 Current estimated total project cost represents Regional Division's share of estimated project costs (backbone system only).
 Current total estimated project cost for Phase 2B = \$8,672,000. Regional Division's share of project cost = \$6,912,000.
 Project will receive grant funds in the amount of \$2,710,300.

**SCV WATER
CAPITAL IMPROVEMENT BUDGET - MAJOR CAPITAL PROJECTS
FY 2019/20 and FY 2020/21 - REGIONAL DIVISION**

Project Title: Recycled Water Program Phase 2C – South End

CIP No. 200455

Description: Construction of new facilities to expand recycled water service from Valencia Water Reclamation Plant toward the south end of the service area.

Category: C - New Capital

Purpose/Justification: Expand recycled water service to additional water customers.

Project Priority: Mid

Site Requirements: Public rights-of-way and pipeline easements will be obtained during design phase.

CEQA: A Mitigated Negative Declaration was adopted by the Board of Directors on August 23, 2017.

Project Schedule: FY 2020/21: Perform design and pursue grants.
FY 2021/22: Complete design and pursue grants.

Projected Impact on Operating Costs: Approximately \$75,000 per year.

Category	Current Estimated Total Project Cost	Cumulative Estimated Expenditures through June 30, 2020	FY 2019/20 Budget	FY 2020/21 Budget
Planning and Conceptual Design	\$ 383,000	\$ 383,000	\$ -	\$ -
Design (Including Bid Services)	770,000	450,000	150,000	100,000
Construction				
Construction Management and Engineering	1,200,000	-	-	-
Capital Construction Costs	10,309,000	-	-	-
<i>Unforeseen / Changed Conditions</i>	-	-	-	-
<i>Design Changes (Resulting from RFI)</i>	-	-	-	-
<i>Owner-Initiated Changes</i>	-	-	-	-
Additional Project Delivery Costs (Post-Construction Activities, Monitoring and Mitigation, etc)	40,000	-	-	-
TOTAL	\$ 12,702,000	\$ 833,000	\$ 150,000	\$ 100,000

Notes:

Current estimated total project cost represents Regional Division's share of estimated project costs (backbone system only). Current total estimated project cost for Phase 2C = \$15,752,000. Regional Division's share of project cost = \$12,702,000.

**SCV WATER
CAPITAL IMPROVEMENT BUDGET - MAJOR CAPITAL PROJECTS
FY 2019/20 and FY 2020/21 - REGIONAL DIVISION**

Project Title: Recycled Water Program Phase 2D – West Ranch

CIP No. 200456

Description: Construction of new facilities to expand recycled water service from the existing Recycled Water Reservoir #1 toward the west end of the service area.

Category: C - New Capital

Purpose/Justification: Expand recycled water service to additional water customers.

Project Priority: Mid

Site Requirements: Public rights-of-way and pipeline easements will be obtained during design phase.

CEQA: A Mitigated Negative Declaration was adopted by the Board of Directors on July 26, 2017.

Project Schedule: FY 2020/21: Complete construction.
FY 2021/22: Complete conversions.

Projected Impact on Operating Costs: Less than \$75,000 per year.

Category	Current Estimated Total Project Cost	Cumulative Estimated Expenditures through June 30, 2020	FY 2019/20 Budget	FY 2020/21 Budget
Planning and Conceptual Design	\$ 130,000	\$ 130,000	\$ -	\$ -
Design (Including Bid Services)	442,000	390,000	60,000	-
Construction				-
Construction Management and Engineering	300,000	53,000	175,000	123,000
Capital Construction Costs	1,985,000		750,000	1,235,000
<i>Unforeseen / Changed Conditions</i>	-	-	-	-
<i>Design Changes (Resulting from RFI)</i>	-	-	-	-
<i>Owner-Initiated Changes</i>	-	-	-	-
Additional Project Delivery Costs (Post-Construction Activities, Monitoring and Mitigation, etc)	5,000	-	-	5,000
TOTAL	\$ 2,862,000	\$ 573,000	\$ 985,000	\$ 1,363,000

Notes:
 Current estimated total project cost represents Regional Division's share of estimated project costs (backbone system only).
 Current total estimated project cost for Phase 2D = \$4,410,000. Regional Division's share of Phase 2D project cost = \$2,862,000.
 Project will receive grant funds in the amount of \$1,806,900.

**SCV WATER
CAPITAL IMPROVEMENT BUDGET - MAJOR CAPITAL PROJECTS
FY 2019/20 and FY 2020/21 - REGIONAL DIVISION**

Project Title: Replacement Wells

CIP No. 200962

Description: Construction of two 2,000 gpm Saugus Formation wells and associated pipelines to convey water to the Agency's distribution system.

Category: A - Asset Replacement

Purpose/Justification: Will replace capacity lost to perchlorate contamination.

Project Priority: High

Site Requirements: Well sites to be provided by Five Point. Easements will be obtained during final design phase.

CEQA: CEQA documents will be prepared and presented prior to the design phase.

Project Schedule:
 FY 2019/20: Final design of wells and right of way acquisition.
 FY 2020/21: Complete design and construction of wells, pipeline, and site improvements.
 FY 2021/22: Complete construction of site improvements.

Projected Impact on Operating Costs: TBD

Category	Current Estimated Total Project Cost	Cumulative Estimated Expenditures through June 30, 2020	FY 2019/20 Budget	FY 2020/21 Budget
Planning and Conceptual Design	\$ 223,000	\$ 223,000		
Design (Including Bid Services)	747,000	152,000	300,000	300,000
Construction				
Construction Management and Engineering	1,000,000		170,000	1,000,000
Capital Construction Costs	8,691,000		600,000	7,000,000
<i>Unforeseen / Changed Conditions Design Changes (Resulting from RFI)</i>				
<i>Owner-Initiated Changes</i>				
Additional Project Delivery Costs (Post-Construction Activities, Monitoring and Mitigation, etc)	500,000			
TOTAL	\$ 11,161,000	\$ 375,000	\$ 1,070,000	\$ 8,300,000

Notes:
 Up to \$8.3 million will be reimburseable from Whittaker-Bermite in accordance with Amendment 5 of the Whittaker-Bermite Settlement Agreement.

**SCV WATER
CAPITAL IMPROVEMENT BUDGET - MAJOR CAPITAL PROJECTS
FY 2019/20 and FY 2020/21 - REGIONAL DIVISION**

Project Title: Rosedale-Rio Bravo Extraction Project

CIP No. 200906

Description: Construction of groundwater wells and conveyance systems by Rosedale-Rio Bravo Water Storage District to recover Agency water stored in the Rosedale-Rio Bravo Water Banking and Exchange Program.

Category: C - New Capital

Purpose/Justification: Recover Agency stored groundwater for dry-year water delivery to Agency service area (up to 7,500 AFY).

Project Priority: High

Site Requirements: Well site and conveyance facility sites owned or to be acquired by Rosedale-Rio Bravo Water Storage District.

CEQA: Agency environmental compliance covered by existing RRB Banking Program EIR.

Project Schedule: FY 2018/19: Final equipping of six wells anticipated to be completed in February 2019. SCVWA is anticipated to be able to draw water from facility in FY 2018/19 if necessary. Project scheduled to be completed in FY 2018/19.
 FY 19/20 and FY 20/21: SCV Water funds 1/3 cost of Stockdale East wells and pipeline costs for design, project management, admin, permitting, inspection, easement acquisition per March 2015 cost share agreement.

Projected Impact on Operating Costs: Not applicable.

Category	Current Estimated Total Project Cost	Cumulative Estimated Expenditures through June 30, 2020	FY 2019/20 Budget	FY 2020/21 Budget
Planning and Conceptual Design	\$ 110,000	\$ 110,000	\$ 63,500	
Design (Including Bid Services)	125,000	125,000	63,500	56,000
Capital Construction Costs	8,656,000	8,656,000	-	-
<i>Unforeseen / Changed Conditions</i>	-	-	-	-
<i>Design Changes (Resulting from RFI)</i>	-	-	-	-
<i>Owner-Initiated Changes</i>	-	-	-	-
Additional Project Delivery Costs (Post-Construction Activities, Monitoring and Mitigation, etc)	460,000	460,000	-	-
TOTAL	\$ 9,869,000	\$ 9,736,000	\$ 127,000	\$ 56,000

The March 9, 2015 Drought Relief Project Cost Sharing Agreement between SCV Water, Irvine Ranch Water District, and Rosedale Rio Bravo Water Storage District requires SCV Water share costs associated with design, project management, admin, permitting, inspection and property and easement acquisition for the Stockdale East Wellfield and Pipelines. The Stockdale work had been on hold and not updated in the cash flow model. RRB and IRWD now desire to move forward with the project and increased costs to SCV Water are now incurred per contract.

**SCV WATER
CAPITAL IMPROVEMENT BUDGET - MAJOR CAPITAL PROJECTS
FY 2019/20 and FY 2020/21 - REGIONAL DIVISION**

Project Title: Update Water Conservation and Education Garden

CIP No. 200013

Description: Refurbishment of the existing Conservatory Garden at RVWTP and pocket parks

Category: A - Asset Replacement
B - Rehabilitation
C - New Capital
E - Upgrades

Purpose/Justification: Educating the public on the value of water.

Project Priority: Mid

Site Requirements: Existing RVWTP garden site.

CEQA: Exempt.

Project Schedule: FY 2018/19: Planning
FY 2019/20: Planning and Conceptual Design, Design, Construction Mgmt., Capital Construction
FY 2020/21: Additional Project Delivery Costs

Projected Impact on Operating Costs: None

Category	Current Estimated Total Project Cost	Cumulative Estimated Expenditures through June 30, 2020	FY 2019/20 Budget	FY 2020/21 Budget
Planning and Conceptual Design	\$ 95,000	\$ -	\$ 75,000	\$ -
Design (Including Bid Services)	125,000		75,000	50,000
Construction	1,030,000			\$ 1,030,000
Construction Management and Engineering	-		100,000	
Capital Construction Costs	200,000	200,000	850,000	-
<i>Unforeseen / Changed Conditions</i>	-			
<i>Design Changes (Resulting from RFI)</i>	-			
<i>Owner-Initiated Changes</i>	-			
Additional Project Delivery Costs (Post-Construction Activities, Monitoring and Mitigation, etc)	-			
TOTAL	\$ 1,450,000	\$ 200,000	\$ 1,100,000	\$ 1,080,000

Notes:
Current estimated project cost is \$1.45 million to include demolition, design, construction, and post-construction education support. Conservation updated Water Resources Committee at Feb. 13, 2019 meeting.
Includes two pocket parks in partnership with the City of Santa Clarita.

**SCV WATER
CAPITAL IMPROVEMENT BUDGET - MAJOR CAPITAL PROJECTS
FY 2019/20 and FY 2020/21 - REGIONAL DIVISION**

Project Title: Saugus Formation Dry Year Reliability Wells

CIP No. 200963

Description: Two wells capable of producing water at the combined rate of 4,200 gpm and associated pipelines to convey water to the Agency's distribution system.

Category: C - New Capital

Purpose/Justification: Provide water to make up for production lost during dry periods.

Project Priority: Low

Site Requirements: Well sites to be provided by Five Point. Easements will be obtained during final design phase.

CEQA: CEQA documentation will be prepared during planning phase.

Project Schedule: FY 2020/21: Coordinate with Groundwater Sustainability Act (GSA) activities.

Projected Impact on Operating Costs: TBD. Pumping, disinfection and maintenance costs will be incurred but will be offset by reduced costs of importing and treating surface water supplies.

Category	Current Estimated Total Project Cost	Cumulative Estimated Expenditures through June 30, 2020	FY 2019/20 Budget	FY 2020/21 Budget
Planning and Conceptual Design	\$ 601,000	\$ 221,000		\$ 380,000
Design (Including Bid Services)	800,000		-	
Construction				
Construction Management and Engineering	1,000,000		-	
Capital Construction Costs	8,691,000		-	
<i>Unforeseen / Changed Conditions</i>				
<i>Design Changes (Resulting from RFI)</i>				
<i>Owner-Initiated Changes</i>				
Additional Project Delivery Costs (Post-Construction Activities, Monitoring and Mitigation, etc)	500,000		-	-
TOTAL	\$ 11,592,000	\$ 221,000	\$ -	\$ 380,000

Notes:
Project on hold pending groundwater modeling and outcome from GSA related activities.

SCV WATER
CAPITAL IMPROVEMENT BUDGET - MAJOR CAPITAL PROJECTS
FY 2019/20 and FY 2020/21 - REGIONAL DIVISION

Project Title: Groundwater Treatment Improvements

CIP No. 200964

Description: Design and construction of facilities at SPTF to remove VOCs from groundwater pumped from the Saugus Wells 1 and 2.

Category: C - New Capital

Purpose/Justification: VOCs would be removed to non-detect levels consistent with the perchlorate plant's operational go.

Project Priority: High

Site Requirements: Adjacent to the SPTF at RVIPS.

CEQA: Environmental documentation will be completed prior to the award of a final design contract.

Project Schedule: FY 2019/20: CERCLA investigatory and public participation process.
FY 2020/21: Perform final design.
FY 2021/22: Initiate and complete construction.

Projected Impact on Operating Costs: About \$50,000/year for GAC replacement. Additional electrical costs TBD.

Category	Current Estimated Total Project Cost	Cumulative Estimated Expenditures through June 30, 2020	FY 2019/20 Budget	FY 2020/21 Budget
Planning and Conceptual Design	\$ 339,000	\$ 139,000	\$ 200,000	\$ 100,000
Design (Including Bid Services)	307,000	82,000	140,000	140,000
Construction				
Construction Management and Engineering	400,000	-	-	-
Capital Construction Costs	3,000,000	-	-	-
<i>Unforeseen / Changed Conditions</i>	-	-	-	-
<i>Design Changes (Resulting from RFI)</i>	-	-	-	-
<i>Owner-Initiated Changes</i>	-	-	-	-
Additional Project Delivery Costs (Post-Construction Activities, Monitoring and Mitigation, etc)	300,000	-	-	-
TOTAL	\$ 4,346,000	\$ 221,000	\$ 340,000	\$ 240,000

Notes:

Santa Clarita Valley Water Agency
Capital Improvement Budget - Regional Division
FY 2019/20 and FY 2020/21 Budget

 DRAFT

CIP No.	Project Title	Project Category (A, B, C, D, E)	Current Estimated Total Project Cost	Cumulative Estimated Expenditures through June 30, 2020	FY 2019/20 Budget	FY 2020/21 Budget
1	S17702 Two 2.1 MG Deane Tanks @ Skyline Ranch (Construct One tank in 2020/21)	C	\$ 4,325,000	\$ 75,000	\$ 75,000	\$ 2,350,000
2	S17701 Deane Zone Pump Station @ Skyline Ranch - 2 x 850 gpm	C	\$ 800,000	\$ 40,000	\$ 40,000	\$ 760,000
3	TBD Deane Zone Disinfection @ Skyline Ranch	C	\$ 565,000	\$ 50,000	\$ 50,000	\$ 515,000
4	S20703 One 1.5 MG Deane Tank @ Existing Deane Tank Site (Sand Cyn Plaza)	C	\$ 1,225,000	\$ 75,000	\$ 75,000	\$ 150,000
5	S20703 Deane Tank Site (Existing) Improvements	C	\$ 550,000	\$ 20,000	\$ 25,000	\$ 75,000
6	S20702 Deane Zone Pump Station (Sand Cyn Plaza) - 2 x 1000 gpm	C	\$ 950,000	\$ 75,000	\$ 75,000	\$ 875,000
7	S16701 Los Angeles Residential Community (LARC) Pipeline	C	\$ 900,000	\$ 100,000	\$ 100,000	\$ 800,000
8	S16702 Recycled Water Program Phase 2B - Vista Canyon Extension - Distribution	C	\$ 1,520,000	\$ 820,000	\$ 820,000	\$ 700,000
9	S16702 Recycled Water Program Phase 2B - Customer Retrofits	C	\$ 300,000	\$ -	\$ -	\$ 300,000
10	TBD Vista Canyon Bridge Piping at Soledad/Lost Canyon	E	\$ 325,000	\$ 25,000	\$ 25,000	\$ 300,000
11	TBD Dockweiler- Sierra Hwy Pipeline	C	\$ 850,000	\$ 25,000	\$ 25,000	\$ 425,000
12	TBD SC-12 Warmuth to Sand Canyon Pipeline (Design)	C	\$ 750,000	\$ -	\$ -	\$ 100,000
13	TBD West Newhall Interconnections (NWD, SCWD, VWD)	C	\$ 430,000	\$ -	\$ -	\$ 430,000
14	TBD Market Street Pump Station (Wiley Canyon)	C	\$ 1,750,000	\$ -	\$ -	\$ 150,000
15	TBD Tank 4 (Wiley Canyon)	C	\$ 1,750,000	\$ -	\$ -	\$ 200,000
16	TBD Market Street/Shadeland/Maple Street Pipelines (Wiley Canyon)	C	\$ 1,650,000	\$ -	\$ -	\$ 200,000
17	S17607 Golden Valley Pipeline in Via Princesa Extension (Crossroads) 1.2 miles 16" DIP	C	\$ 550,000	\$ 25,000	\$ 25,000	\$ 125,000
18	S17607 Friendly Valley Pipeline in Via Princesa Extension (Crossroads) 1.2 Mile 16" DIP	C	\$ 1,350,000	\$ 25,000	\$ 25,000	\$ 125,000
19	S17607 3.25 MG Friendly Valley Tank (Crossroads)	C	\$ 5,175,000	\$ -	\$ -	\$ 75,000
20	S17607 Friendly Valley Booster Station (Crossroads)	C	\$ 725,000	\$ -	\$ -	\$ 75,000
21	S17607 1.6 MG Golden Valley Tank (Crossroads)	C	\$ 875,000	\$ -	\$ -	\$ 75,000
22	TBD Two 1.6 MG Placerita Tanks (SCWD)	C	\$ 4,100,000	\$ 181,000	\$ -	\$ 100,000
23	TBD Recycled Water Program Phase 2D - West Ranch Recycled Water - Distribution	C	\$ 1,652,000	\$ -	\$ -	\$ 1,652,000
24	TBD Recycled Water Program Phase 2D - West Ranch Customer Retrofits	C	\$ 550,000	\$ -	\$ -	\$ 550,000
25	TBD V-9 Improvements	C	\$ 1,000,000	\$ -	\$ -	\$ 700,000
26	Newhall Tank 2 Recoat and Repair	B	\$ 500,000	\$ 10,000	\$ 10,000	\$ 490,000
27	Well 160 Rehabilitation	B	\$ 460,000	\$ 50,000	\$ 50,000	\$ 410,000
28	Ridge Route Pipeline Relocation	B	\$ 753,000	\$ 288,000	\$ 358,000	\$ 395,000
29	The Old Road Pipeline Improvements	B	\$ 510,000	\$ -	\$ -	\$ 510,000
30	Rainbow Glen Pipeline Improvements	B	\$ 265,000	\$ -	\$ -	\$ 265,000
31	SC-2 Conversion to Gravity	B	\$ 305,000	\$ 40,000	\$ 40,000	\$ 265,000
32	Vasquez Pipeline Improvements	B	\$ 465,000	\$ -	\$ -	\$ 465,000
33	Valencia Marketplace Pipeline Replacement	B	\$ 450,000	\$ -	\$ -	\$ 450,000
34	Large Diameter PVC Pipeline Replacements	B	\$ 500,000	\$ -	\$ -	\$ 500,000
35	Sewer Pipeline Replacement (Sand Canyon)	C	\$ 400,000	\$ -	\$ -	\$ 250,000
36	Recycled Water Tank Recoat	B	\$ 500,000	\$ -	\$ -	\$ 500,000
37	Recycled Water Pump Station Improvements	B	\$ 450,000	\$ -	\$ 150,000	\$ 450,000
38	S19734 PFAS Groundwater Treatment Improvements - N Wells	C	\$ 7,445,000	\$ 4,147,000	\$ -	\$ 3,298,000
39	S19734C-V PFAS Groundwater Treatment Improvements - Valley Center Well	C	\$ 5,000,000	\$ 100,000	\$ -	\$ 4,900,000
40	TBD PFAS Groundwater Treatment Improvements - Santa Clara Well	C	\$ 5,000,000	\$ 100,000	\$ -	\$ 4,900,000
41	TBD PFAS Groundwater Treatment Improvements - Honby Well	C	\$ 5,000,000	\$ 50,000	\$ -	\$ 250,000
42	TBD PFAS Groundwater Treatment Improvements - Mitchell 5A Replacement	C	\$ 5,000,000	\$ -	\$ -	\$ 250,000
43	TBD PFAS Groundwater Treatment Improvements - Additional Wells (T7, U4, U6)	C	\$ 10,000,000	\$ -	\$ -	\$ 3,500,000
44	TBD PFAS Groundwater Treatment Improvements - E Wells (E-14, E-15, E-16- E-17)	C	\$ 16,300,000	\$ 50,000	\$ -	\$ 250,000
45	Well Q2 Perchlorate Removal Facility	C	\$ 1,555,000	\$ 395,000	\$ -	\$ 1,160,000
46	TBD Well 205 Perchlorate Removal Facility	C	\$ 5,000,000	\$ 50,000	\$ -	\$ 1,500,000
TOTAL			\$ 100,475,000	\$ 6,816,000	\$ 1,968,000	\$ 36,765,000

CATEGORY A: Asset Replacement
 CATEGORY B: Rehabilitation
 CATEGORY C: New Capital
 CATEGORY D: Technology Investments
 CATEGORY E: Upgrades

[This page intentionally left blank.]

**SCV WATER
CAPITAL IMPROVEMENT BUDGET - MAJOR CAPITAL PROJECTS
FY 2019/20 and FY 2020/21 - RETAIL DIVISIONS**

Project Title: Two 2.1 MG Deane Tanks

CIP No. S17702

Description: Construct two 2.5 MG tanks in Deane Zone

Category: New Capital

Purpose/Justification: Improve emergency storage capacity in Deane Zone per SCWD 2013 Water Master Plan

Project Priority: High

Site Requirements: Developer will provide land and graded pad as part of Tract 60922

CEQA: Developer included in approved CEQA documentation for Tract 60922

Project Schedule: FY 2019/20: Start Design
FY 2020/21: Complete Design, Construct first Tank
FY 2021/22: Construct 2nd Tank (~\$2,200,000)

Projected Impact on Operating Costs: Less than \$5,000 per year

Category	Current Estimated Total Project Cost	Cumulative Estimated Expenditures through June 30, 2020	FY 2019/20 Budget	FY 2020/21 Budget
Planning and Conceptual Design	25,000	\$ 25,000	\$ 25,000	\$ -
Design (Including Bid Services)	200,000	\$ 50,000	50,000	150,000
Construction				
Construction Management and Engineering	200,000			200,000
Capital Construction Costs	3,900,000			2,000,000
<i>Unforeseen / Changed Conditions</i>				
<i>Design Changes (Resulting from RFI)</i>				
<i>Owner-Initiated Changes</i>				
Additional Project Delivery Costs (Post-Construction Activities, Monitoring and Mitigation, etc)			-	-
TOTAL	\$ 4,325,000	\$ 75,000	\$ 75,000	\$ 2,350,000

Notes:
CIP budget is for SCV Water's portion of the storage to meet design criteria in the Deane Zone as identified in the 2013 SCWD Water Master Plan and September 5, 2017 Planning Phase Technical Memo. The developer will fund their portion of the storage needed for new demands in Deane Zone from Tract 69022.

SCV WATER
CAPITAL IMPROVEMENT BUDGET - MAJOR CAPITAL PROJECTS
FY 2019/20 and FY 2020/21 - RETAIL DIVISIONS

Project Title: Deane Pump Station (SCWD) @ Skyline Ranch

CIP No. S17701

Description: Construct new booster pump station from North Oaks Zone to Deane Zone

Category: New Capital

Purpose/Justification: To improve emergency refill pumping rates per SCWD 2013 Water Master Plan

Project Priority: High

Site Requirements: Developer will provide land and graded pad as part of Tract 60922

CEQA: Prepared by Developer for Tract 60922

Project Schedule: FY 2019/20: Start Design
 FY 2020/21 Complete Design and Complete Construction

Projected Impact on Operating Costs: Estimated annual Operating Costs are \$75,000

Category	Current Estimated Total Project Cost	Cumulative Estimated Expenditures through June 30, 2020	FY 2019/20 Budget	FY 2020/21 Budget
Planning and Conceptual Design	\$ 15,000	\$ 15,000	\$ 15,000	\$ -
Design (Including Bid Services)	\$ 125,000	25,000	\$ 25,000	100,000
Construction				
Construction Management and Engineering	\$ 60,000			\$ 60,000
Capital Construction Costs	\$ 600,000			\$ 600,000
<i>Unforeseen / Changed Conditions</i> <i>Design Changes (Resulting from RFI)</i> <i>Owner-Initiated Changes</i>				
Additional Project Delivery Costs (Post-Construction Activities, Monitoring and Mitigation, etc)				
TOTAL	\$ 800,000	\$ 40,000	\$ 40,000	\$ 760,000

Notes:
 CIP Budget reflects SCV Water portion of pump station capacity for emergency refill improvements identified in SCWD 2013 Water Master Plan and September 5, 2017 Planning Phase Technical Memo for Tract 60922

**SCV WATER
CAPITAL IMPROVEMENT BUDGET - MAJOR CAPITAL PROJECTS
FY 2019/20 and FY 2020/21 - RETAIL DIVISIONS**

Project Title: Deane Zone Disinfection @ Skyline Ranch

CIP No. TBD

Description: Construct Chloramine Disinfection Facility at new Deane Tank Site @ Skyline Ranch

Category: New Capital

Purpose/Justification: Provide chloramine residual in New Deane Tanks and Skyline Ranch Zone

Project Priority: High

Site Requirements: Developer will provide land and graded pad as part of Tract 60922

CEQA: Prepared by Developer for Tract 60922

Project Schedule: FY 2019/20: Start Design
FY 2020/21 Start and Complete Construction

Projected Impact on Operating Costs: Estimated annual Operating Costs are \$15,000

Category	Current Estimated Total Project Cost	Cumulative Estimated Expenditures through June 30, 2020	FY 2019/20 Budget	FY 2020/21 Budget
Planning and Conceptual Design	\$ -	\$ -		\$ -
Design (Including Bid Services)	\$ 125,000	50,000	\$ 50,000	75,000
Construction				
Construction Management and Engineering	\$ 40,000			\$ 40,000
Capital Construction Costs	\$ 400,000			\$ 400,000
<i>Unforeseen / Changed Conditions Design Changes (Resulting from RFI) Owner-Initiated Changes</i>				
Additional Project Delivery Costs (Post-Construction Activities, Monitoring and Mitigation, etc)				
TOTAL	\$ 565,000	\$ 50,000	\$ 50,000	\$ 515,000

Notes:
CIP Budget reflects SCV Water portion as identified in Technical Memo for September 5, 2017 Planning Phase Tech Memo for Tract 60922

SCV WATER
CAPITAL IMPROVEMENT BUDGET - MAJOR CAPITAL PROJECTS
FY 2019/20 and FY 2020/21 - RETAIL DIVISIONS

Project Title: 1.5 MG Deane Tank (At Existing Deane Tank Site)

CIP No. S20703

Description: Construct one new 1.5 MG tank.

Category: New Capital

Purpose/Justification: Improve emergency storage in Deane Zone per SCWD 2013 Water Master Plan

Project Priority: High

Existing Deane Tank Site will be graded for new 1.5 MG tank.

Site Requirements:

CEQA: SCV Water will prepare CEQA documents.

Project Schedule: FY 2019/20: Planning, Start Design
 FY 2020/21: Complete Design
 FY 2021/22: Tank Construction (\$1,000,000)

Projected Impact on Operating Costs: Less than \$5,000 per year

Category	Current Estimated Total Project Cost	Cumulative Estimated Expenditures through June 30, 2020	FY 2019/20 Budget	FY 2020/21 Budget
Planning and Conceptual Design	75,000	\$ 75,000	\$ 75,000	\$ -
Design (Including Bid Services)	150,000			150,000
Construction				
Construction Management and Engineering	-			
Capital Construction Costs	1,000,000			
<i>Unforeseen / Changed Conditions</i>				
<i>Design Changes (Resulting from RFI)</i>				
<i>Owner-Initiated Changes</i>				
Additional Project Delivery Costs (Post-Construction Activities, Monitoring and Mitigation, etc)			-	-
TOTAL	\$ 1,225,000	\$ 75,000	\$ 75,000	\$ 150,000

Notes:
 CIP budget is for SCV Water's portion of the storage to meet design criteria in the Deane Zone as identified in the 2013 SCWD Water Master Plan and November 11, 2019 Planning Phase Technical Memo. The developer will fund their portion of the storage needed for new demands from Tract 53074.

**SCV WATER
CAPITAL IMPROVEMENT BUDGET - MAJOR CAPITAL PROJECTS
FY 2019/20 and FY 2020/21 - RETAIL DIVISIONS**

Project Title: Existing Deane Tank Site Improvements

CIP No. S20703

Description: Improve Site Access and Drainage to provide adequate space for maintenance

Category: New Capital

Purpose/Justification: Provide adequate space for maintenance

Project Priority: High

Site Requirements: Existing Deane Tank Site will be graded for new 1.5 MG tank. Access road around existing Deane tanks will be widened and site drainage improvements will be provided.

CEQA: Agency will contract an environmental consultant to process CEQA through approval.

Project Schedule:
 FY 2019/20: Planning, Start Design
 FY 2020/21: Complete Design
 FY 2021/22: Construction (\$350,000)

Projected Impact on Operating Costs: Less than \$5,000 per year

Category	Current Estimated Total Project Cost	Cumulative Estimated Expenditures through June 30, 2020	FY 2019/20 Budget	FY 2020/21 Budget
Planning and Conceptual Design	25,000	\$ 20,000	\$ 25,000	\$ -
Design (Including Bid Services)	75,000			75,000
Construction				
Construction Management and Engineering	-			
Capital Construction Costs	450,000			
<i>Unforeseen / Changed Conditions</i>				
<i>Design Changes (Resulting from RFI)</i>				
<i>Owner-Initiated Changes</i>				
Additional Project Delivery Costs (Post-Construction Activities, Monitoring and Mitigation, etc)			-	-
TOTAL	\$ 550,000	\$ 20,000	\$ 25,000	\$ 75,000

Notes:

SCV WATER
CAPITAL IMPROVEMENT BUDGET - MAJOR CAPITAL PROJECTS
FY 2019/20 and FY 2020/21 - RETAIL DIVISIONS

Project Title: Sand Canyon Plaza Pump Station (SCWD)

CIP No. S20702

Description: Construct new booster pump station from North Oaks Zone to Deane Zone

Category: New Capital

Purpose/Justification: To improve pumping rates per SCWD 2013 Water Master Plan

Project Priority: High

Site Requirements: Developer will provide land and graded pad as part of Tract 053074

CEQA: Prepared by Developer for Tract 053074

Project Schedule: FY 2019/20: Start Design
 FY 2020/21 Complete Design and Complete Construction

Projected Impact on Operating Costs: Estimated annual Operating Costs are \$75,000

Category	Current Estimated Total Project Cost	Cumulative Estimated Expenditures through June 30, 2020	FY 2019/20 Budget	FY 2020/21 Budget
Planning and Conceptual Design	-	\$ -	\$ -	\$ -
Design (Including Bid Services)	125,000	75,000	\$ 75,000	50,000
Construction			\$ -	\$ -
Construction Management and Engineering	75,000			\$ 75,000
Capital Construction Costs	750,000			\$ 750,000
<i>Unforeseen / Changed Conditions</i> <i>Design Changes (Resulting from RFI)</i> <i>Owner-Initiated Changes</i>				
Additional Project Delivery Costs (Post-Construction Activities, Monitoring and Mitigation, etc)				
TOTAL	\$ 950,000	\$ 75,000	\$ 75,000	\$ 875,000

Notes:
 CIP budget is for SCV Water's portion of the pumping capacity to meet design criteria in the Deane Zone as identified in the 2013 SCWD Water Master Plan. The developer will fund their portion of the storage needed for new demands from Tract 53074

SCV WATER
CAPITAL IMPROVEMENT BUDGET - MAJOR CAPITAL PROJECTS
FY 2019/20 and FY 2020/21 - RETAIL DIVISIONS

Project Title: Los Angeles Residential Community (LARC) Pipeline (SCWD)

CIP No. S16701

Description: Construct 9,500 linear feet of 12-inch diameter pipeline in Bouquet Canyon Road from Shadow Valley Lane to LARC

Category: New Capital

Purpose/Justification: Provide potable water service to LARC with extra pipeline capacity to allow for service to other existing developments along the pipeline route

Project Priority: High

Site Requirements: Pipeline will be installed in public right-of-way

CEQA: Mitigated Negative Declaration was adopted by CLWA's Board of Directors on March 8, 2017

Project Schedule: FY 2019/20: Complete Design
 FY 2020/21: Secure Grant Funds; Start and Complete Construction

Projected Impact on Operating Costs: Less than \$5,000 per year

Category	Current Estimated Total Project Cost	Cumulative Estimated Expenditures through June 30, 2020	FY 2019/20 Budget	FY 2020/21 Budget
Planning and Conceptual Design	\$ 25,000	\$ 25,000	\$ 25,000	\$ -
Design (Including Bid Services)	\$ 75,000	75,000	75,000	
Construction				
Construction Management and Engineering	\$ 100,000			100,000
Capital Construction Costs	\$ 700,000	-		\$ 700,000
<i>Unforeseen / Changed Conditions Design Changes (Resulting from RFI)</i>	-			
<i>Owner-Initiated Changes</i>	\$ -		\$ -	
Additional Project Delivery Costs (Post-Construction Activities, Monitoring and Mitigation, etc)		"		
TOTAL	\$ 900,000	\$ 100,000	\$ 100,000	\$ 800,000

Notes:
 Budget assumes LARC portion is funded by SWRCB Grant. Budget represents SCV Water's portion of project costs to upsize from 8-inch to 12-inch pipeline to provide water service to other existing developments along pipeline route.

SCV WATER
CAPITAL IMPROVEMENT BUDGET - MAJOR CAPITAL PROJECTS
FY 2019/20 and FY 2020/21 - RETAIL DIVISIONS

Project Title: Recycled Water Program Phase 2B – Vista Canyon Extension - Distribution (SCWD)

CIP No. S16702

Description: Construction of new distribution facilities to expand recycled water service from the Vista Canyon Water Factory to customers in the eastern portion of SCWD service area.

Category: New Capital

Purpose/Justification: Expand recycled water service to existing irrigation customers to offset potable water demands

Project Priority: High

Site Requirements: Pipelines will be constructed in public right of way and easements

CEQA: Mitigated Negative Declaration was adopted by CLWA's Board of Directors on November 20,

Project Schedule: FY 2019/20: Start Construction of distribution pipelines
FY 2020/21: Complete construction of distribution pipelines

Projected Impact on Operating Costs: Less than \$5,000 per year.

Category	Current Estimated Total Project Cost	Cumulative Estimated Expenditures through June 30, 2020	FY 2019/20 Budget	FY 2020/21 Budget
Planning and Conceptual Design	\$ 20,000	\$ 20,000	\$ 20,000	\$ -
Design (Including Bid Services)	150,000	150,000	150,000	-
Construction				
Construction Management and Engineering	200,000	100,000	100,000	100,000
Capital Construction Costs	1,100,000	550,000	550,000	550,000
<i>Unforeseen / Changed Conditions</i>	-	-	-	-
<i>Design Changes (Resulting from RFI)</i>	-	-	-	-
<i>Owner-Initiated Changes</i>	-	-	-	-
Additional Project Delivery Costs (Post-Construction Activities, Monitoring and Mitigation, etc)	50,000		-	50,000
TOTAL	\$ 1,520,000	\$ 820,000	\$ 820,000	\$ 700,000

Notes:

Estimated costs are for Phase 2B distribution system only. Current total estimated project cost for Phase 2B = \$7,672,900. Project is expected to receive \$2,710,300 in grant funds from Department of Water Resources.

SCV WATER
CAPITAL IMPROVEMENT BUDGET - MAJOR CAPITAL PROJECTS
FY 2019/20 and FY 2020/21 - RETAIL DIVISIONS

Project Title: Recycled Water Program Phase 2B – Vista Canyon Extension - Connection Retrofits

CIP No. S16702

Description: Coordination and Construction of irrigation customer retrofits in Fair Oaks Community to receive recycled water service.

Category: New Capital

Purpose/Justification: Expand recycled water service to existing irrigation customers to offset potable water demands

Project Priority: High

Site Requirements: Service laterals to private landscape areas

CEQA: Mitigated Negative Declaration was adopted by CLWA's Board of Directors on November 20,

Project Schedule: FY 2019/20: Construction of distribution pipelines and retrofits
 FY 2020/21: Complete construction of retrofits

Projected Impact on Operating Costs: Less than \$5,000 per year.

Category	Current Estimated Total Project Cost	Cumulative Estimated Expenditures through June 30, 2020	FY 2019/20 Budget	FY 2020/21 Budget
Planning and Conceptual Design	\$ -			
Design (Including Bid Services)	50,000			50,000
Construction				
Construction Management and Engineering	50,000			50,000
Capital Construction Costs	200,000			200,000
<i>Unforeseen / Changed Conditions</i>	-			
<i>Design Changes (Resulting from RFI)</i>	-			
<i>Owner-Initiated Changes</i>	-			
Additional Project Delivery Costs (Post-Construction Activities, Monitoring and Mitigation, etc)	-			
TOTAL	\$ 300,000	\$ -	\$ -	\$ 300,000

Notes:

Estimated costs are for Phase 2B distribution system only. Project is expected to receive \$2,710,300 in grant funds from Department of Water Resources.

SCV WATER
CAPITAL IMPROVEMENT BUDGET - MAJOR CAPITAL PROJECTS
FY 2019/20 and FY 2020/21 - RETAIL DIVISIONS

Project Title: Recycled Water Program Phase 2D – West Ranch Recycled Water Extension - Distribution (VWD)

CIP No. TBD

Description: Construction of new distribution facilities to expand recycled water service from the Recycled Water Reservoir #1 to customers in the Westridge area of VWD service area.

Category: New Capital

Purpose/Justification: Expand recycled water service to existing irrigation customers to offset potable water demands

Project Priority: High

Site Requirements: Pipelines will be constructed in public right of way and easements

CEQA: Mitigated Negative Declaration was adopted by CLWA's Board of Directors on July 26, 2017

Project Schedule: FY 2019/20: Start Construction of distribution pipelines
FY 2020/21: Complete construction of distribution pipelines

Projected Impact on Operating Costs: Less than \$5,000 per year.

Category	Current Estimated Total Project Cost	Cumulative Estimated Expenditures through June 30, 2020	FY 2019/20 Budget	FY 2020/21 Budget
Planning and Conceptual Design				\$ -
Design (Including Bid Services)				-
Construction				
Construction Management and Engineering	200,000			200,000
Capital Construction Costs	1,400,000			1,400,000
<i>Unforeseen / Changed Conditions</i>	-	-	-	-
<i>Design Changes (Resulting from RFI)</i>	-	-	-	-
<i>Owner-Initiated Changes</i>	-	-	-	-
Additional Project Delivery Costs (Post-Construction Activities, Monitoring and Mitigation, etc)	52,000		-	52,000
TOTAL	\$ 1,652,000	\$ -	\$ -	\$ 1,652,000

Notes:
Estimated costs are for Phase 2D Distribution system only. Current total estimated project cost for Phase 2D = \$4,462,000. Retail portion is \$1,652,000

**SCV WATER
CAPITAL IMPROVEMENT BUDGET - MAJOR CAPITAL PROJECTS
FY 2019/20 and FY 2020/21 - RETAIL DIVISIONS**

Project Title: Recycled Water Program Phase 2D – West Ranch Recycled Water Extension - Connection Retrofits

CIP No. TBD

Description: Coordination and Construction of irrigation customer retrofits in West Ranch Community to receive recycled water service.

Category: New Capital

Purpose/Justification: Expand recycled water service to existing irrigation customers to offset potable water demands

Project Priority: High

Site Requirements: Service laterals to private landscape areas

CEQA: Mitigated Negative Declaration was adopted by CLWA's Board of Directors on July 26, 2017

Project Schedule: FY 2019/20: Construction of distribution pipelines and retrofits
FY 2020/21: Complete construction of retrofits

Projected Impact on Operating Costs: Less than \$5,000 per year.

Category	Current Estimated Total Project Cost	Cumulative Estimated Expenditures through June 30, 2020	FY 2019/20 Budget	FY 2020/21 Budget
Planning and Conceptual Design	\$ -			
Design (Including Bid Services)	50,000			50,000
Construction				
Construction Management and Engineering	50,000			50,000
Capital Construction Costs	450,000			450,000
<i>Unforeseen / Changed Conditions</i>	-			
<i>Design Changes (Resulting from RFI)</i>	-			
<i>Owner-Initiated Changes</i>	-			
Additional Project Delivery Costs (Post-Construction Activities, Monitoring and Mitigation, etc)	-			
TOTAL	\$ 550,000	\$ -	\$ -	\$ 550,000

Notes:
Estimated costs are for Phase 2D distribution system only.

**SCV WATER
CAPITAL IMPROVEMENT BUDGET - MAJOR CAPITAL PROJECTS
FY 2019/20 and FY 2020/21 - RETAIL DIVISIONS**

Project Title: V-9 Improvements

CIP No.: TBD

Description: Construction of the V-9 improvements.

Category: New Capital

Purpose/Justification: Install a new turnout

Project Priority: High

Site Requirements: TBD

CEQA: SCV Water will prepare CEQA documents.

Project Schedule: FY 2020/21: Start design and initiate construction
FY 2021/22: Complete construction

Projected Impact on Operating Costs: TBD

Category	Current Estimated Total Project Cost	Cumulative Estimated Expenditures through June 30, 2020	FY 2019/20 Budget	FY 2020/21 Budget
Planning and Conceptual Design	\$ -			
Design (Including Bid Services)	100,000			100,000
Construction				
Construction Management and Engineering	150,000			100,000
Capital Construction Costs	725,000			500,000
<i>Unforeseen / Changed Conditions</i>	-			
<i>Design Changes (Resulting from RFI)</i>	-			
<i>Owner-Initiated Changes</i>	-			
Additional Project Delivery Costs (Post-Construction Activities, Monitoring and Mitigation, etc)	25,000			-
TOTAL	\$ 1,000,000	\$ -	\$ -	\$ 700,000

Notes:

SCV WATER
CAPITAL IMPROVEMENT BUDGET - MAJOR CAPITAL PROJECTS
FY 2019/20 and FY 2020/21 - RETAIL DIVISIONS

Project Title: Vista Canyon Bridge Piping at Soledad/Lost Canyon

CIP No. TBD

Description: Upgrade SCWD Pipelines at Soledad Canyon Road and Lost Canyon Road

Category: New Capital

Purpose/Justification: Replace old pipelines with new pipelines before City constructs new intersection

Project Priority: High

Work is within public right of way

Site Requirements:

CEQA: Prepared by Developer for Tract 69164

Project Schedule: FY 2019/20: Start Design
 FY 2020/21: Complete design and construction

Projected Impact on Operating Costs: Less than \$5,000 per year

Category	Current Estimated Total Project Cost	Cumulative Estimated Expenditures through June 30, 2020	FY 2019/20 Budget	FY 2020/21 Budget
Planning and Conceptual Design	-			\$ -
Design (Including Bid Services)	50,000	25,000	25,000	25,000
Construction				
Construction Management and Engineering	25,000			25,000
Capital Construction Costs	250,000			250,000
<i>Unforeseen / Changed Conditions</i>				
<i>Design Changes (Resulting from RFI)</i>				
<i>Owner-Initiated Changes</i>				
Additional Project Delivery Costs (Post-Construction Activities, Monitoring and Mitigation, etc)			-	-
TOTAL	\$ 325,000	\$ 25,000	\$ 25,000	\$ 300,000

Notes:

Schedule of work is being coordinated with City and Developer as part of new Vista Canyon Bridge Crossing. CIP budget is for SCV Water upgrades only

**SCV WATER
CAPITAL IMPROVEMENT BUDGET - MAJOR CAPITAL PROJECTS
FY 2019/20 and FY 2020/21 - RETAIL DIVISIONS**

Project Title: Dockweiler- Sierra Highway Pipeline

CIP No. TBD

Description: Construct new 12-inch water pipeline frm Dockweiler Drive to Newhall Avenue

Category: New Capital

Purpose/Justification: Improve water supply reliability to Zone 2

Project Priority: High

Public Right of Way

Site Requirements:

CEQA: SCV Water to prepare CEQA documents

Project Schedule: FY 2019/20: Planning, Start Design
FY 2020/21: Complete Design, Start Construction
FY 2021/22 Complete Construction

Projected Impact on Operating Costs: Less than \$5,000 per year

Category	Current Estimated Total Project Cost	Cumulative Estimated Expenditures through June 30, 2020	FY 2019/20 Budget	FY 2020/21 Budget
Planning and Conceptual Design	-			\$ -
Design (Including Bid Services)	100,000	25,000	25,000	75,000
Construction				
Construction Management and Engineering	50,000			50,000
Capital Construction Costs	700,000			300,000
<i>Unforeseen / Changed Conditions Design Changes (Resulting from RFI) Owner-Initiated Changes</i>				
Additional Project Delivery Costs (Post-Construction Activities, Monitoring and Mitigation, etc)			-	-
TOTAL	\$ 850,000	\$ 25,000	\$ 25,000	\$ 425,000

Notes:

SCV WATER
CAPITAL IMPROVEMENT BUDGET - MAJOR CAPITAL PROJECTS
FY 2019/20 and FY 2020/21 - RETAIL DIVISIONS

Project Title: SC-12 Warmuth Pipeline To Sand Canyon (SCWD)

CIP No. TBD

Description: Construct 4,000 feet of 16-inch pipe in Rolling Hills Avenue and Warmuth Drive to connect SC-12 booster pumps to Placerita Zone pipeline in Sand Canyon Road

Category: New Capital

Purpose/Justification: Improve operational reliability and emergency refill pumping capacity in Placerita Zone

Project Priority: Mid Priority

Site Requirements: Pipeline will be constructed in public rights-of-way and easements.

CEQA: Exempt

Project Schedule: FY 2019/20: Design
 FY 2020/21: Design
 FY 2021/22: Construction \$650,000

Projected Impact on Operating Costs: Less than \$5,000 per year.

Category	Current Estimated Total Project Cost	Cumulative Estimated Expenditures through June 30, 2020	FY 2019/20 Budget	FY 2020/21 Budget
Planning and Conceptual Design	\$ -	\$ -	\$ -	\$ -
Design (Including Bid Services)	100,000			100,000
Construction				
Construction Management and Engineering	-	-	-	-
Capital Construction Costs	650,000	-	-	-
<i>Unforeseen / Changed Conditions</i>	-	-	-	-
<i>Design Changes (Resulting from RFI)</i>	-	-	-	-
<i>Owner-Initiated Changes</i>	-	-	-	-
Additional Project Delivery Costs (Post-Construction Activities, Monitoring and Mitigation, etc.)				
		-	-	-
TOTAL	\$ 750,000	\$ -	\$ -	\$ 100,000

Notes:

SCV WATER
CAPITAL IMPROVEMENT BUDGET - MAJOR CAPITAL PROJECTS
FY 2019/20 and FY 2020/21 - RETAIL DIVISIONS

Project Title: West Newhall Inter-connections (NWD,SCWD, VWD)

CIP No. TBD

Description: Planning, design and construction allowance for inter-connection

Category: New Capital

Purpose/Justification: Improve Water Supply Reliability and Operational Flexibility

Project Priority: High Priority

Site Requirements: TBD

CEQA: TBD

Project Schedule: FY 2019/20: Planning, Design and start of construction
FY 2020/21: Complete Construction
FY 2021/22: Complete Construction

Projected Impact on Operating Costs: Less than \$5,000 per year.

Category	Current Estimated Total Project Cost	Cumulative Estimated Expenditures through June 30, 2020	FY 2019/20 Budget	FY 2020/21 Budget
Planning and Conceptual Design	\$ 25,000	\$ -	\$ -	\$ 25,000
Design (Including Bid Services)	75,000			75,000
Construction				
Construction Management and Engineering	30,000	-	-	30,000
Capital Construction Costs	300,000	-	-	300,000
<i>Unforeseen / Changed Conditions</i>	-	-	-	-
<i>Design Changes (Resulting from RFI)</i>	-	-	-	-
<i>Owner-Initiated Changes</i>	-	-	-	-
Additional Project Delivery Costs (Post-Construction Activities, Monitoring and Mitigation, etc.)				
		-	-	-
TOTAL	\$ 430,000	\$ -	\$ -	\$ 430,000

Notes:

SCV WATER
CAPITAL IMPROVEMENT BUDGET - MAJOR CAPITAL PROJECTS
FY 2019/20 and FY 2020/21 - RETAIL DIVISIONS

Project Title: Market Street Pump Station

CIP No. TBD

Description: Construct new pump station as part of Consolidation of NWD Zones 3 and 4

Category: New Capital

Purpose/Justification: Improve water supply reliability and pumping capacity to NWD Zone 4

Project Priority: High Priority

Site Requirements: TBD

CEQA: SCV Water to prepare

Project Schedule: FY 2019/20: Planning, CEQA, Start Design
 FY 2020/21: Construction \$1,600,000
 FY 2021/22: Construction \$1,600,000

Projected Impact on Operating Costs: Less than \$5,000 per year.

Category	Current Estimated Total Project Cost	Cumulative Estimated Expenditures through June 30, 2020	FY 2019/20 Budget	FY 2020/21 Budget
Planning and Conceptual Design	\$ 50,000	\$ -	\$ -	\$ 50,000
Design (Including Bid Services)	100,000			\$ 100,000
Construction				
Construction Management and Engineering	-	-	-	
Capital Construction Costs	1,600,000	-	-	
<i>Unforeseen / Changed Conditions</i>	-	-	-	-
<i>Design Changes (Resulting from RFI)</i>	-	-	-	-
<i>Owner-Initiated Changes</i>	-	-	-	-
Additional Project Delivery Costs (Post-Construction Activities, Monitoring and Mitigation, etc.)				
		-	-	-
TOTAL	\$ 1,750,000	\$ -	\$ -	\$ 150,000

Notes:
 CIP budget is for SCV Water's portion of the pumping capacity to meet design criteria in the 2017 NCWD Newhall Water Supply Master Plan and project planning technical memo, dated December 2019.
 Project may be required to support proposed Wiley Canyon (Smiser Ranch) Development

SCV WATER
CAPITAL IMPROVEMENT BUDGET - MAJOR CAPITAL PROJECTS
FY 2019/20 and FY 2020/21 - RETAIL DIVISIONS

Project Title: Construct 1.5 MG Tank at NWD Zone 4 Tank Site

CIP No. TBD

Description: Construct new Storage Tank as part of Consolidation of NWD Zones 3 and 4

Category: New Capital

Purpose/Justification: Improve Water Storage to address existing Zone 3 storage deficiencies

Project Priority: High Priority

Site Requirements: Requires grading Improvements on Existing Zone 4 Tank Site

CEQA: SCV Water to prepare

Project Schedule: FY 2019/20: Planning, CEQA, Start Design
 FY 2020/21: Construction \$1,550,000
 FY 2021/22: Construction \$1,550,000

Projected Impact on Operating Costs: Less than \$5,000 per year.

Category	Current Estimated Total Project Cost	Cumulative Estimated Expenditures through June 30, 2020	FY 2019/20 Budget	FY 2020/21 Budget
Planning and Conceptual Design	\$ 50,000	\$ -	\$ -	\$ 50,000
Design (Including Bid Services)	\$ 150,000			\$ 150,000
Construction				
Construction Management and Engineering	-	-	-	
Capital Construction Costs	1,550,000	-	-	
<i>Unforeseen / Changed Conditions</i>	-	-	-	-
<i>Design Changes (Resulting from RFI)</i>	-	-	-	-
<i>Owner-Initiated Changes</i>	-	-	-	-
Additional Project Delivery Costs (Post-Construction Activities, Monitoring and Mitigation, etc.)		-	-	-
TOTAL	\$ 1,750,000	\$ -	\$ -	\$ 200,000

Notes:
 CIP budget is for SCV Water's portion of the storage capacity to meet design criteria in th 2017 NCWD Newhall Water Supply Master Plan and project planning technical memo, dated December 2019.
 Project may be required to support proposed Wiley Canyon (Smiser Ranch) Development

SCV WATER
CAPITAL IMPROVEMENT BUDGET - MAJOR CAPITAL PROJECTS
FY 2019/20 and FY 2020/21 - RETAIL DIVISIONS

Project Title: Market Street/Shadeland/Maple Street Pipeline

CIP No. TBD

Description: Construct new pipelines from Market Street Pump Station to NWD Zone 4 Tank Site

Category: New Capital

Purpose/Justification: Required as part of NWD Zone 3 and 4 Consolidation

Project Priority: High Priority

Site Requirements: Public Right of Way and Easements

CEQA: SCV Water to prepare

Project Schedule: FY 2019/20: Planning, CEQA, Start Design
 FY 2020/21: Construction \$1,450,000
 FY 2021/22: Construction \$1,450,000

Projected Impact on Operating Costs: Less than \$5,000 per year.

Category	Current Estimated Total Project Cost	Cumulative Estimated Expenditures through June 30, 2020	FY 2019/20 Budget	FY 2020/21 Budget
Planning and Conceptual Design	\$ 50,000	\$ -	\$ -	\$ 50,000
Design (Including Bid Services)	150,000			150,000
Construction				
Construction Management and Engineering	-	-	-	
Capital Construction Costs	1,450,000	-	-	
<i>Unforeseen / Changed Conditions</i>	-	-	-	-
<i>Design Changes (Resulting from RFI)</i>	-	-	-	-
<i>Owner-Initiated Changes</i>	-	-	-	-
Additional Project Delivery Costs (Post-Construction Activities, Monitoring and Mitigation, etc.)				
		-	-	-
TOTAL	\$ 1,650,000	\$ -	\$ -	\$ 200,000

Notes:
 CIP budget is for SCV Water's portion of the conveyance capacity to meet design criteria in th 2017 NCWD Newhall Water Supply Master Plan and project planning technical memo, dated December 2019.
 Project may be required to support proposed Wiley Canyon (Smiser Ranch) Development

SCV WATER
CAPITAL IMPROVEMENT BUDGET - MAJOR CAPITAL PROJECTS
FY 2019/20 and FY 2020/21 - RETAIL DIVISIONS

Project Title: Crossroads @ Golden Valley- Golden Valley Zone Pipeline in Via Princessa

CIP No. S17607

Description: Construct approximately 10,000 linear feet of 16" DIP along Via Princessa from Sheldon Av to Golden Valley Rd and connect to 16" main on Robert C. Lee Parkway & Vicenza Lane to complete a hydraulic loop.

Category: New Capital

Purpose/Justification: Improve operational reliability by completing a critical hydraulic loop at the Golden Valley Zone

Project Priority: Mid Priority

Site Requirements: Most of the Pipeline will be constructed constructed in public right-of way. Developer will provide an easement for portion of pipe that is to be located within private roads.

CEQA: Developer to provide CEQA

Project Schedule: FY 2019/20: Planning
 FY 2020/21: Design
 FY 2021/22: Pipeline Construction (\$400,000)

Projected Impact on Operating Costs: Less than \$5,000 per year.

Category	Current Estimated Total Project Cost	Cumulative Estimated Expenditures through June 30, 2020	FY 2019/20 Budget	FY 2020/21 Budget
Planning and Conceptual Design	\$ 25,000	\$ 25,000	\$ 25,000	
Design (Including Bid Services)	125,000			125,000
Construction				
Construction Management and Engineering	-	-	-	
Capital Construction Costs	400,000	-	-	
<i>Unforeseen / Changed Conditions</i>	-	-	-	-
<i>Design Changes (Resulting from RFI)</i>	-	-	-	-
<i>Owner-Initiated Changes</i>	-	-	-	-
Additional Project Delivery Costs (Post-Construction Activities, Monitoring and Mitigation, etc.)		-	-	-
TOTAL	\$ 550,000	\$ 25,000	\$ 25,000	\$ 125,000

Notes:

CIP budget is SCV Water's estimated portion of the planning and design efforts to meet design criteria in the Golden Valley Zone as identified in the 2013 SCWD Water Master Plan and Technical Memorandum, dated June 19, 2018.

SCV WATER
CAPITAL IMPROVEMENT BUDGET - MAJOR CAPITAL PROJECTS
FY 2019/20 and FY 2020/21 - RETAIL DIVISIONS

Project Title: Crossroads @ Golden Valley- Friendly Valley Zone Pipeline in Via Princessa

CIP No. S17607

Description: Construct approximately 12,000 linear feet of 16" DIP along Via Princessa from Sheldon Av to Golden Valley Rd and sputh along Golden Valley Road to Centre Pionte Parkway, with a connection to the honby zone main.

Category: New Capital

Purpose/Justification: Improve operational reliability with a new pump station that will take suction from the Honby Zone and move water via this 16-inch pipeline to the Friendly Valley Zone.

Project Priority: Mid priority

Site Requirements: Proposed Pipeline will be constructed constructed in public right-of way.

CEQA: City prepared CEQA documents

Project Schedule: FY 2019/20: Planning
 FY 2020/21: Design
 FY 2021/22: Pipeline Construction (\$1,200,000)

Projected Impact on Operating Costs: Less than \$5,000 per year.

Category	Current Estimated Total Project Cost	Cumulative Estimated Expenditures through June 30, 2020	FY 2019/20 Budget	FY 2020/21 Budget
Planning and Conceptual Design	\$ 25,000	\$ 25,000	\$ 25,000	
Design (Including Bid Services)	\$ 125,000			\$ 125,000
Construction				
Construction Management and Engineering	-	-	-	
Capital Construction Costs	1,200,000	-	-	
<i>Unforeseen / Changed Conditions</i>	-	-	-	-
<i>Design Changes (Resulting from RFI)</i>	-	-	-	-
<i>Owner-Initiated Changes</i>	-	-	-	-
Additional Project Delivery Costs (Post-Construction Activities, Monitoring and Mitigation, etc.)		-	-	-
TOTAL	\$ 1,350,000	\$ 25,000	\$ 25,000	\$ 125,000

Notes:

CIP budget is SCV Water's estimated portion of the planning and design efforts to meet design criteria in the Friendly Valley Zone as identified in the 2013 SCWD Water Master Plan and Technical Memorandum, dated June 19, 2018.

SCV WATER
CAPITAL IMPROVEMENT BUDGET - MAJOR CAPITAL PROJECTS
FY 2019/20 and FY 2020/21 - RETAIL DIVISIONS

Project Title: 3.25 MG Friendly Valley Tank (SCWD) (Crossroads at Golden Valley)

CIP No. S17607

Description: Construct 3.25 MG Storage Tank in Friendly Valley Zone

Purpose/Justification: Improve emergency storage in Friendly Valley Zone per SCWD 2013 Water Master Plan

Project Priority: Mid Priority

Site Requirements: Developer will provide land and graded pad as part of Tract development

CEQA: CEQA EIR will be prepared by City for the Princessa Crossroads Development

Category: New Capital

Project Schedule: FY 2019/20:
 FY 2020/21: Prepare Concept Design
 FY 2021/22-24 Design and Construction \$5,100,000

Projected Impact on Operating Costs: Less than \$5,000 per year

Category	Current Estimated Total Project Cost	Cumulative Estimated Expenditures through June 30, 2020	FY 2019/20 Budget	FY 2020/21 Budget
Planning and Conceptual Design	\$ 75,000			\$ 75,000
Design (Including Bid Services)	\$ -		-	
Construction				
Construction Management and Engineering	-	-	-	-
Capital Construction Costs	5,100,000	-	-	-
<i>Unforeseen / Changed Conditions</i>	-	-	-	-
<i>Design Changes (Resulting from RFI)</i>	-	-	-	-
<i>Owner-Initiated Changes</i>	-	-	-	-
Additional Project Delivery Costs (Post-Construction Activities, Monitoring and Mitigation, etc)			-	-
TOTAL	\$ 5,175,000	\$ -	\$ -	\$ 75,000

Notes:

CIP budget is SCV Water's estimated portion of the storage to meet design criteria in the Friendly Valley Zone as identified in the 2013 SCWD Water Master Plan and Technical Memorandum, dated June 19, 2018. . The developer will fund their portion of the storage needed for new demands from the Princessa Crossroads Development.

**SCV WATER
CAPITAL IMPROVEMENT BUDGET - MAJOR CAPITAL PROJECTS
FY 2019/20 and FY 2020/21 - RETAIL DIVISIONS**

Project Title: Friendly Valley Booster Station (SCWD) - Crossroads at Golden Valley

CIP No. S17607

Description: Construct new booster pump station from Honby Zone to Friendly Valley Zone

Category: New Capital

Purpose/Justification: To improve emergency refill pumping rates to meet design criteria in SCWD 2013 Water Master Plan

Project Priority: Mid Priority

Site Requirements: SCV Water will coordinate with City and developer on purchase of new land for pump station

CEQA: CEQA EIR will be prepared by City for the Princessa Crossroads Development

Project Schedule:
 FY 2019/20:
 FY 2020/21: Prepare Concept Design
 FY 2021/22-24 Design and Construction \$650,000

Projected Impact on Operating Costs: Estimated annual operating costs are \$75,000

Category	Current Estimated Total Project Cost	Cumulative Estimated Expenditures through June 30, 2020	FY 2019/20 Budget	FY 2020/21 Budget
Planning and Conceptual Design	\$ -			\$ -
Design (Including Bid Services)	\$ 75,000			75,000
Construction				
Construction Management and Engineering			-	-
Capital Construction Costs	650,000	-	-	
<i>Unforeseen / Changed Conditions</i>	-	-	-	-
<i>Design Changes (Resulting from RFI)</i>	-	-	-	-
<i>Owner-Initiated Changes (Land Acquisition)</i>	-	-	-	
Additional Project Delivery Costs (Post-Construction Activities, Monitoring and Mitigation, etc)				
TOTAL	\$ 725,000	\$ -	\$ -	\$ 75,000

Notes:
 CIP budget is SCV Water's estimated portion of the pump station capacity to meet design criteria in the 2013 SCWD Water Master Plan and Technical Memorandum, dated June 19, 2018. The developer will fund their portion of the pump station capacity for new demands from the Princessa Crossroads Development

SCV WATER
CAPITAL IMPROVEMENT BUDGET - MAJOR CAPITAL PROJECTS
FY 2019/20 and FY 2020/21 - RETAIL DIVISIONS

Project Title: 1.6 MG Golden Valley Tank (SCWD)

CIP No. S17607

Description: Construct 1.6 MG Storage Tank in Golden Valley Zone- Crossroads

Purpose/Justification: Improve emergency storage in Golden Valley Zone per SCWD 2013 Water Master Plan

Project Priority: Mid Priority

Site Requirements: Tank will be located at existing Golden Valley Tank Site

CEQA: CEQA EIR will be prepared by City for the Princess Crossroads Development

Category: New Capital

Project Schedule: FY 2019/20:
FY 2020/21: Prepare Concept Design
FY 2021/22-24 Design and Construction \$800,000

Projected Impact on Operating Costs: Less than \$5,000 per year

Category	Current Estimated Total Project Cost	Cumulative Estimated Expenditures through June 30, 2019	FY 2019/20 Budget	FY 2020/21 Budget
Planning and Conceptual Design	\$ -			
Design (Including Bid Services)	\$ 75,000		-	75,000
Construction				
Construction Management and Engineering		-	-	-
Capital Construction Costs	800,000	-	-	-
<i>Unforeseen / Changed Conditions</i>	-	-	-	-
<i>Design Changes (Resulting from RFI)</i>	-	-	-	-
<i>Owner-Initiated Changes</i>	-	-	-	-
Additional Project Delivery Costs (Post-Construction Activities, Monitoring and Mitigation, etc)			-	-
TOTAL	\$ 875,000	\$ -	\$ -	\$ 75,000

Notes:

CIP budget is SCV Water's estimated portion of the storage to meet design criteria in the Golden Valley Zone as identified in the 2013 SCWD Water Master Plan and Technical Memorandum, dated June 19, 2018. The developer will fund their portion of the storage needed for new demands from the Princessa Crossroads Development.

SCV WATER
CAPITAL IMPROVEMENT BUDGET - MAJOR CAPITAL PROJECTS
FY 2019/20 and FY 2020/21 - RETAIL DIVISIONS

Project Title: Two 1.6 MG Placerita Tanks (SCWD)

CIP No.

Description: Construct two 1.6 MG tanks in Placerita Zone

Category: New Capital

Purpose/Justification: Improve emergency storage in Placerita Zone per SCWD 2013 Water Master Plan criteria

Project Priority: Mid Priority

Site Requirements: Tanks will be located on 5 acres of land acquired by SCV Water

CEQA: SCV Water will prepare CEQA documents

Project Schedule: FY 2020/21: CEQA
 FY 2021/22: Design
 FY 2022/23: Start Construction
 FY 2023/24: Complete Construction

Projected Impact on Operating Costs: Less than \$5,000 per year

Category	Current Estimated Total Project Cost	Cumulative Estimated Expenditures through June 30, 2020	FY 2019/20 Budget	FY 2020/21 Budget
Planning and Conceptual Design	\$ 216,000	\$ 116,000		\$ 100,000
Design (Including Bid Services)				
Construction				
Construction Management and Engineering Capital Construction Costs	3,819,000			
<i>Unforeseen / Changed Conditions</i>	-	-	-	-
<i>Design Changes (Resulting from RFI)</i>	-	-	-	-
<i>Owner-Initiated Changes (land acquisition)</i>	65,000	65,000	-	-
Additional Project Delivery Costs (Post-Construction Activities, Monitoring and Mitigation, etc)				
TOTAL	\$ 4,100,000	\$ 181,000	\$ -	\$ 100,000

Notes:

SCV WATER
CAPITAL IMPROVEMENT BUDGET - MAJOR CAPITAL PROJECTS
FY 2019/20 and FY 2020/21 - RETAIL DIVISIONS

Project Title: N Wells PFAS Groundwater Treatment Improvements

CIP No. S19734

Description: Construct PFAS Groundwater Treatment Improvements

Category: New Capital

Purpose/Justification: Provide PFAS Groundwater Treatment Improvements at N Wells

Project Priority: High Priority

Site Requirements: Site owned by SCV Water

CEQA: Notice of Exemption

Project Schedule: FY 2020/21: Complete Construction

Projected Impact on Operating Costs: TBD

Category	Current Estimated Total Project Cost	Cumulative Estimated Expenditures through June 30, 2020	FY 2019/20 Budget	FY 2020/21 Budget
Planning and Conceptual Design	\$ 97,000	\$ 97,000		\$ -
Design (Including Bid Services)	200,000	200,000		
Construction				
Construction Management and Engineering	600,000	350,000		250,000
Capital Construction Costs	6,528,000	3,500,000		3,028,000
<i>Unforeseen / Changed Conditions</i>	-	-	-	-
<i>Design Changes (Resulting from RFI)</i>	-	-	-	-
<i>Owner-Initiated Changes (land acquisition)</i>	-	-	-	-
Additional Project Delivery Costs (Post-Construction Activities, Monitoring and Mitigation, etc)	20,000			20,000
TOTAL	\$ 7,445,000	\$ 4,147,000	\$ -	\$ 3,298,000

Notes:

SCV WATER
CAPITAL IMPROVEMENT BUDGET - MAJOR CAPITAL PROJECTS
FY 2019/20 and FY 2020/21 - RETAIL DIVISIONS

Project Title: Well Q2 Perchlorate Removal Facility

CIP No. TBD

Description: Construct Perchlorate Removal Facility at Well Q2

Category: New Capital

Purpose/Justification: Provide Perchlorate Removal Treatment at Well Q2

Project Priority: High Priority

Site Requirements: Site owned by SCV Water

CEQA: Notice of Exemption

Project Schedule: FY 2020/21: Complete Construction

Projected Impact on Operating Costs: TBD

Category	Current Estimated Total Project Cost	Cumulative Estimated Expenditures through June 30, 2020	FY 2019/20 Budget	FY 2020/21 Budget
Planning and Conceptual Design	\$ 30,000	\$ 30,000		\$ -
Design (Including Bid Services)	115,000	115,000		
Construction				
Construction Management and Engineering	200,000	50,000		150,000
Capital Construction Costs	1,200,000	200,000		1,000,000
<i>Unforeseen / Changed Conditions</i>	-	-	-	-
<i>Design Changes (Resulting from RFI)</i>	-	-	-	-
<i>Owner-Initiated Changes (land acquisition)</i>	-	-	-	-
Additional Project Delivery Costs (Post-Construction Activities, Monitoring and Mitigation, etc)	10,000			10,000
TOTAL	\$ 1,555,000	\$ 395,000	\$ -	\$ 1,160,000

Notes:

SCV WATER
CAPITAL IMPROVEMENT BUDGET - MAJOR CAPITAL PROJECTS
FY 2019/20 and FY 2020/21 - RETAIL DIVISIONS

Project Title: Valley Center Well PFAS Groundwater Treatment Improvements

CIP No. S19734C-V

Description: Construct PFAS Groundwater Treatment Improvements

Category: New Capital

Purpose/Justification: Provide PFAS Groundwater Treatment Improvements

Project Priority: High Priority

Site Requirements: TBD

CEQA: SCV Water will prepare CEQA documents

Project Schedule: FY 2020/21: Complete Design and Construction

Projected Impact on Operating Costs: TBD

Category	Current Estimated Total Project Cost	Cumulative Estimated Expenditures through June 30, 2020	FY 2019/20 Budget	FY 2020/21 Budget
Planning and Conceptual Design	\$ 100,000	\$ 100,000		\$ -
Design (Including Bid Services)	300,000	-		300,000
Construction				
Construction Management and Engineering	700,000			700,000
Capital Construction Costs	3,900,000			3,900,000
<i>Unforeseen / Changed Conditions</i>	-	-	-	-
<i>Design Changes (Resulting from RFI)</i>	-	-	-	-
<i>Owner-Initiated Changes (land acquisition)</i>	-		-	-
Additional Project Delivery Costs (Post-Construction Activities, Monitoring and Mitigation, etc)				
TOTAL	\$ 5,000,000	\$ 100,000	\$ -	\$ 4,900,000

Notes:

SCV WATER
CAPITAL IMPROVEMENT BUDGET - MAJOR CAPITAL PROJECTS
FY 2019/20 and FY 2020/21 - RETAIL DIVISIONS

Project Title: Well 205 Perchlorate Removal Facility

CIP No.: TBD

Description: Construct Perchlorate Removal Facility

Category: New Capital

Purpose/Justification: Provide Perchlorate Removal improvements

Project Priority: High Priority

Site Requirements: TBD

CEQA: SCV Water will prepare CEQA documents

Project Schedule: FY 2020/21: Complete Design and Start Construction

Projected Impact on Operating Costs: TBD

Category	Current Estimated Total Project Cost	Cumulative Estimated Expenditures through June 30, 2020	FY 2019/20 Budget	FY 2020/21 Budget
Planning and Conceptual Design	\$ 100,000	\$ 50,000		\$ 50,000
Design (Including Bid Services)	300,000	-		300,000
Construction				
Construction Management and Engineering	700,000			250,000
Capital Construction Costs	3,900,000			900,000
<i>Unforeseen / Changed Conditions</i>	-	-	-	-
<i>Design Changes (Resulting from RFI)</i>	-	-	-	-
<i>Owner-Initiated Changes (land acquisition)</i>	-		-	-
Additional Project Delivery Costs (Post-Construction Activities, Monitoring and Mitigation, etc)				
TOTAL	\$ 5,000,000	\$ 50,000	\$ -	\$ 1,500,000

Notes:

SCV WATER
CAPITAL IMPROVEMENT BUDGET - MAJOR CAPITAL PROJECTS
FY 2019/20 and FY 2020/21 - RETAIL DIVISIONS

Project Title: Honby Well PFAS Groundwater Treatment Improvements

CIP No. TBD

Description: Construct PFAS Groundwater Treatment Improvements

Category: New Capital

Purpose/Justification: Provide PFAS Groundwater Treatment Improvements

Project Priority: High Priority

Site Requirements: TBD

CEQA: SCV Water will prepare CEQA documents

Project Schedule: FY 2020/21: Complete Planning and Start Design

Projected Impact on Operating Costs: TBD

Category	Current Estimated Total Project Cost	Cumulative Estimated Expenditures through June 30, 2020	FY 2019/20 Budget	FY 2020/21 Budget
Planning and Conceptual Design	\$ 100,000	\$ 50,000		\$ 50,000
Design (Including Bid Services)	300,000	-		200,000
Construction				
Construction Management and Engineering	700,000			-
Capital Construction Costs	3,900,000			-
<i>Unforeseen / Changed Conditions</i>	-	-	-	-
<i>Design Changes (Resulting from RFI)</i>	-	-	-	-
<i>Owner-Initiated Changes (land acquisition)</i>	-	-	-	-
Additional Project Delivery Costs (Post-Construction Activities, Monitoring and Mitigation, etc)				
TOTAL	\$ 5,000,000	\$ 50,000	\$ -	\$ 250,000

Notes:

SCV WATER
CAPITAL IMPROVEMENT BUDGET - MAJOR CAPITAL PROJECTS
FY 2019/20 and FY 2020/21 - RETAIL DIVISIONS

Project Title: Mitchell 5A Well PFAS Groundwater Treatment Improvements

CIP No. TBD

Description: Construct PFAS Groundwater Treatment Improvements

Category: New Capital

Purpose/Justification: Provide PFAS Groundwater Treatment Improvements

Project Priority: High Priority

Site Requirements: TBD

CEQA: SCV Water will prepare CEQA documents

Project Schedule: FY 2020/21: Planning, CEQA, Start Design

Projected Impact on Operating Costs: TBD

Category	Current Estimated Total Project Cost	Cumulative Estimated Expenditures through June 30, 2020	FY 2019/20 Budget	FY 2020/21 Budget
Planning and Conceptual Design	\$ 100,000			\$ 100,000
Design (Including Bid Services)	300,000	-		150,000
Construction				
Construction Management and Engineering	700,000			
Capital Construction Costs	3,900,000			
<i>Unforeseen / Changed Conditions</i>	-	-	-	-
<i>Design Changes (Resulting from RFI)</i>	-	-	-	-
<i>Owner-Initiated Changes (land acquisition)</i>	-		-	-
Additional Project Delivery Costs (Post-Construction Activities, Monitoring and Mitigation, etc)				
TOTAL	\$ 5,000,000	\$ -	\$ -	\$ 250,000

Notes:

SCV WATER
CAPITAL IMPROVEMENT BUDGET - MAJOR CAPITAL PROJECTS
FY 2019/20 and FY 2020/21 - RETAIL DIVISIONS

Project Title: E Wells PFAS Groundwater Treatment Improvements

CIP No. TBD

Description: Construct PFAS Groundwater Treatment Improvements

Category: New Capital

Purpose/Justification: Provide PFAS Groundwater Treatment Improvements

Project Priority: High Priority

Site Requirements: TBD

CEQA: SCV Water will prepare CEQA documents

Project Schedule: FY 2020/21: Complete Planning and Start Design

Projected Impact on Operating Costs: TBD

Category	Current Estimated Total Project Cost	Cumulative Estimated Expenditures through June 30, 2020	FY 2019/20 Budget	FY 2020/21 Budget
Planning and Conceptual Design	\$ 150,000	\$ 50,000		\$ 100,000
Design (Including Bid Services)	250,000	-		150,000
Construction				
Construction Management and Engineering	700,000			-
Capital Construction Costs	15,200,000			-
<i>Unforeseen / Changed Conditions</i>	-	-	-	-
<i>Design Changes (Resulting from RFI)</i>	-	-	-	-
<i>Owner-Initiated Changes (land acquisition)</i>	-		-	-
Additional Project Delivery Costs (Post-Construction Activities, Monitoring and Mitigation, etc)				
TOTAL	\$ 16,300,000	\$ 50,000	\$ -	\$ 250,000

Notes:
 Treating 4 Wells (E14, 15, 16 and 17)

SCV WATER
CAPITAL IMPROVEMENT BUDGET - MAJOR CAPITAL PROJECTS
FY 2019/20 and FY 2020/21 - RETAIL DIVISIONS

Project Title: Santa Clara Well PFAS Groundwater Treatment Improvements

CIP No. TBD

Description: Construct PFAS Groundwater Treatment Improvements

Category: New Capital

Purpose/Justification: Provide PFAS Groundwater Treatment Improvements

Project Priority: High Priority

Site Requirements: TBD

CEQA: SCV Water will prepare CEQA documents

Project Schedule: FY 2020/21: Complete Design and Construction

Projected Impact on Operating Costs: TBD

Category	Current Estimated Total Project Cost	Cumulative Estimated Expenditures through June 30, 2020	FY 2019/20 Budget	FY 2020/21 Budget
Planning and Conceptual Design	\$ 100,000	\$ 100,000		\$ -
Design (Including Bid Services)	300,000	-		300,000
Construction				
Construction Management and Engineering	700,000			700,000
Capital Construction Costs	3,900,000			3,900,000
<i>Unforeseen / Changed Conditions</i>	-	-	-	-
<i>Design Changes (Resulting from RFI)</i>	-	-	-	-
<i>Owner-Initiated Changes (land acquisition)</i>	-		-	-
Additional Project Delivery Costs (Post-Construction Activities, Monitoring and Mitigation, etc)				
TOTAL	\$ 5,000,000	\$ 100,000	\$ -	\$ 4,900,000

Notes:

SCV WATER
CAPITAL IMPROVEMENT BUDGET - MAJOR CAPITAL PROJECTS
FY 2019/20 and FY 2020/21 - RETAIL DIVISIONS

Project Title: Additional Wells (T7, U4, U6) PFAS Groundwater Treatment Improvements

CIP No. TBD

Description: Construct PFAS Groundwater Treatment Improvements

Category: New Capital

Purpose/Justification: Provide PFAS Groundwater Treatment Improvements

Project Priority: High Priority

Site Requirements: TBD

CEQA: SCV Water will prepare CEQA documents

Project Schedule: FY 2020/21: Complete Design and Acquire Materials

Projected Impact on Operating Costs: TBD

Category	Current Estimated Total Project Cost	Cumulative Estimated Expenditures through June 30, 2020	FY 2019/20 Budget	FY 2020/21 Budget
Planning and Conceptual Design	\$ 150,000			\$ 150,000
Design (Including Bid Services)	300,000	-		300,000
Construction				
Construction Management and Engineering	800,000			50,000
Capital Construction Costs	8,750,000			3,000,000
<i>Unforeseen / Changed Conditions</i>	-	-	-	-
<i>Design Changes (Resulting from RFI)</i>	-	-	-	-
<i>Owner-Initiated Changes (land acquisition)</i>	-		-	-
Additional Project Delivery Costs (Post-Construction Activities, Monitoring and Mitigation, etc)				
TOTAL	\$ 10,000,000	\$ -	\$ -	\$ 3,500,000

Notes:

SCV WATER
CAPITAL IMPROVEMENT BUDGET - MAJOR CAPITAL PROJECTS
FY 2019/20 and FY 2020/21 - RETAIL DIVISIONS

Project Title: Well 160 Rehabilitation

CIP No.: TBD

Description: Rehabilitate Well 160 and replace Motor Control Center

Category: B - Rehabilitation

Purpose/Justification: Electrical equipment has reached the end of its useful operating life
 Upgrading will enhance safety and improve operational efficiency

Project Priority: Mid

Site Requirements: None

CEQA: Exempt

Project Schedule: FY 2020/21: Bid and Complete

Projected Impact on Operating Costs: TBD

Category	Current Estimated Total Project Cost	Cumulative Estimated Expenditures through June 30, 2020	FY 2019/20 Budget	FY 2020/21 Budget
Planning and Conceptual Design	\$ -			
Design (Including Bid Services)	50,000	50,000	50,000	
Construction				
Construction Management and Engineering				
Capital Construction Costs	410,000			410,000
<i>Unforeseen / Changed Conditions</i>	-	-	-	-
<i>Design Changes (Resulting from RFI)</i>	-	-	-	-
<i>Owner-Initiated Changes (land acquisition)</i>	-		-	-
Additional Project Delivery Costs (Post-Construction Activities, Monitoring and Mitigation, etc)				
TOTAL	\$ 460,000	\$ 50,000	\$ 50,000	\$ 410,000

Notes:

Project was deferred to FY20/21. Specifications prepared for rafter repairs FY19/20

SCV WATER
CAPITAL IMPROVEMENT BUDGET - MAJOR CAPITAL PROJECTS
FY 2019/20 and FY 2020/21 - RETAIL DIVISIONS

Project Title: Tank N2 Recoating and Repairs

CIP No.: TBD

Description: Recoat the interior of Tank N2 and repair rafters

Category: B - Rehabilitation

Purpose/Justification: Extend asset life by improving the interior coating and repair rafters per inspection recommendation

Project Priority: Mid

Site Requirements: None

CEQA: Exempt

Project Schedule: FY 2020/21: Bid and Complete

Projected Impact on Operating Costs: TBD

Category	Current Estimated Total Project Cost	Cumulative Estimated Expenditures through June 30, 2020	FY 2019/20 Budget	FY 2020/21 Budget
Planning and Conceptual Design	\$ -			
Design (Including Bid Services)	10,000	10,000	10,000	
Construction				
Construction Management and Engineering				
Capital Construction Costs	490,000			490,000
<i>Unforeseen / Changed Conditions</i>	-	-	-	-
<i>Design Changes (Resulting from RFI)</i>	-	-	-	-
<i>Owner-Initiated Changes (land acquisition)</i>	-		-	-
Additional Project Delivery Costs (Post-Construction Activities, Monitoring and Mitigation, etc)				
TOTAL	\$ 500,000	\$ 10,000	\$ 10,000	\$ 490,000

Notes:

Project was deferred to FY20/21. Specifications prepared for rafter repairs FY19/20

SCV WATER
CAPITAL IMPROVEMENT BUDGET - MAJOR CAPITAL PROJECTS
FY 2019/20 and FY 2020/21 - RETAIL DIVISIONS

Project Title: Ridge Route Road Pipeline Relocation and Improvements

CIP No. TBD

Description: Relocate approximately 800 feet of pipeline

Category: B - Rehabilitation

Purpose/Justification: Relocate vital transmission pipeline out of roadway currently subject to landslides

Project Priority: Mid

Site Requirements: Construction will be within Public Right-of-way

CEQA: Categorical Exemption

Project Schedule: FY 2020/21: Complete Phase 2 of Project

Projected Impact on Operating Costs: Less than \$5,000 per year

Category	Current Estimated Total Project Cost	Cumulative Estimated Expenditures through June 30, 2020	FY 2019/20 Budget	FY 2020/21 Budget
Planning and Conceptual Design	\$ -			
Design (Including Bid Services)	15,000	15,000	15,000	
Construction				
Construction Management and Engineering				
Capital Construction Costs	738,000	273,000	343,000	395,000
<i>Unforeseen / Changed Conditions</i>	-	-	-	-
<i>Design Changes (Resulting from RFI)</i>	-	-	-	-
<i>Owner-Initiated Changes (land acquisition)</i>	-	-	-	-
Additional Project Delivery Costs (Post-Construction Activities, Monitoring and Mitigation, etc)				
TOTAL	\$ 753,000	\$ 288,000	\$ 358,000	\$ 395,000

Notes:

Project expanded to include additional pipeline replacement and realignment

SCV WATER
CAPITAL IMPROVEMENT BUDGET - MAJOR CAPITAL PROJECTS
FY 2019/20 and FY 2020/21 - RETAIL DIVISIONS

Project Title: The Old Road Pipeline Construction

CIP No. TBD

Description: Construct approximately 1,400 feet of new pipeline

Category: New Capital

Purpose/Justification: Improve flows and provide redundancy

Project Priority: Mid

Site Requirements: Construction will be within Public Right-of-Way

CEQA: Categorical exemption

Project Schedule: FY 2020/21: Construction

Projected Impact on Operating Costs: Less than \$5,000 per year.

Category	Current Estimated Total Project Cost	Cumulative Estimated Expenditures through June 30, 2020	FY 2019/20 Budget	FY 2020/21 Budget
Planning and Conceptual Design				
Design (Including Bid Services)	20,000	-		20,000
Construction				
Construction Management and Engineering				
Capital Construction Costs	490,000			490,000
<i>Unforeseen / Changed Conditions</i>	-	-	-	-
<i>Design Changes (Resulting from RFI)</i>	-	-	-	-
<i>Owner-Initiated Changes (land acquisition)</i>	-		-	-
Additional Project Delivery Costs (Post-Construction Activities, Monitoring and Mitigation, etc)				
TOTAL	\$ 510,000	\$ -	\$ -	\$ 510,000

Notes:

**SCV WATER
CAPITAL IMPROVEMENT BUDGET - MAJOR CAPITAL PROJECTS
FY 2019/20 and FY 2020/21 - RETAIL DIVISIONS**

Project Title: Rainbow Glen Pipeline Construction

CIP No.: TBD

Description: Construct approximately 900 feet of new mainline

Category: C - New Capital

Purpose/Justification: Improve flows and provide redundancy

Project Priority: Mid

Site Requirements: Construction will be within Public Right-of-Way

CEQA: Categorical Exemption

Project Schedule: FY 2020/21: Construction

Projected Impact on Operating Costs: TBD

Category	Current Estimated Total Project Cost	Cumulative Estimated Expenditures through June 30, 2020	FY 2019/20 Budget	FY 2020/21 Budget
Planning and Conceptual Design				
Design (Including Bid Services)		-		
Construction				
Construction Management and Engineering				
Capital Construction Costs	265,000			265,000
<i>Unforeseen / Changed Conditions</i>	-	-	-	-
<i>Design Changes (Resulting from RFI)</i>	-	-	-	-
<i>Owner-Initiated Changes (land acquisition)</i>	-		-	-
Additional Project Delivery Costs (Post-Construction Activities, Monitoring and Mitigation, etc)				
TOTAL	\$ 265,000	\$ -	\$ -	\$ 265,000

Notes:

SCV WATER
CAPITAL IMPROVEMENT BUDGET - MAJOR CAPITAL PROJECTS
FY 2019/20 and FY 2020/21 - RETAIL DIVISIONS

Project Title: SC-2 Gravity Flow Conversion

CIP No. TBD

Description: Construct SC-2 Turnout to flow off the discharge side of Sand Cyn Pump Station

Category: E - Upgrades

Purpose/Justification: To provide more operation flexibility and efficiency in operating SC-2 and SC-4

Project Priority: Mid

Site Requirements: Construction will be within Public Right-of-Way

CEQA: Categorical Exemption

Project Schedule: FY 2020/21: Construction

Projected Impact on Operating Costs: TBD

Category	Current Estimated Total Project Cost	Cumulative Estimated Expenditures through June 30, 2020	FY 2019/20 Budget	FY 2020/21 Budget
Planning and Conceptual Design				
Design (Including Bid Services)	40,000	40,000	40,000	
Construction				
Construction Management and Engineering				
Capital Construction Costs	265,000			265,000
<i>Unforeseen / Changed Conditions</i>	-	-	-	-
<i>Design Changes (Resulting from RFI)</i>	-	-	-	-
<i>Owner-Initiated Changes (land acquisition)</i>	-	-	-	-
Additional Project Delivery Costs (Post-Construction Activities, Monitoring and Mitigation, etc)				
TOTAL	\$ 305,000	\$ 40,000	\$ 40,000	\$ 265,000

Notes:

SCV WATER
CAPITAL IMPROVEMENT BUDGET - MAJOR CAPITAL PROJECTS
FY 2019/20 and FY 2020/21 - RETAIL DIVISIONS

Project Title: Vasquez Cyn Pipeline Relocation and Replacement

CIP No. TBD

Description: Construct approximately 800 feet of pipeline

Category: B - Rehabilitation

Purpose/Justification: Relocate and replace old pipeline

Project Priority: Mid

Site Requirements: TBD

CEQA: Categorical Exemption

Project Schedule: FY 2020/21: Complete Design and Construction

Projected Impact on Operating Costs: TBD

Category	Current Estimated Total Project Cost	Cumulative Estimated Expenditures through June 30, 2020	FY 2019/20 Budget	FY 2020/21 Budget
Planning and Conceptual Design				
Design (Including Bid Services)	15,000	-		15,000
Construction				
Construction Management and Engineering				
Capital Construction Costs	450,000			450,000
<i>Unforeseen / Changed Conditions</i>	-	-	-	-
<i>Design Changes (Resulting from RFI)</i>	-	-	-	-
<i>Owner-Initiated Changes (land acquisition)</i>	-		-	-
Additional Project Delivery Costs (Post-Construction Activities, Monitoring and Mitigation, etc)				
TOTAL	\$ 465,000	\$ -	\$ -	\$ 465,000

Notes:

SCV WATER
CAPITAL IMPROVEMENT BUDGET - MAJOR CAPITAL PROJECTS
FY 2019/20 and FY 2020/21 - RETAIL DIVISIONS

Project Title: Marketplace Pipeline Replacement

CIP No.: TBD

Description: Replacement of approximately 1,400 feet of 14" diameter PVC Pipeline

Category: B - Rehabilitation

Purpose/Justification: Replacement of old >12" PVC Pipeline

Project Priority: Mid

Site Requirements: Reconstruct within existing easement

CEQA: Categorical Exemption

Project Schedule: FY 2020/21: Complete construction

Projected Impact on Operating Costs: TBD

Category	Current Estimated Total Project Cost	Cumulative Estimated Expenditures through June 30, 2020	FY 2019/20 Budget	FY 2020/21 Budget
Planning and Conceptual Design				
Design (Including Bid Services)		-		
Construction				
Construction Management and Engineering				-
Capital Construction Costs	450,000			450,000
<i>Unforeseen / Changed Conditions</i>	-	-	-	-
<i>Design Changes (Resulting from RFI)</i>	-	-	-	-
<i>Owner-Initiated Changes (land acquisition)</i>	-		-	-
Additional Project Delivery Costs (Post-Construction Activities, Monitoring and Mitigation, etc)				
TOTAL	\$ 450,000	\$ -	\$ -	\$ 450,000

Notes:

SCV WATER
CAPITAL IMPROVEMENT BUDGET - MAJOR CAPITAL PROJECTS
FY 2019/20 and FY 2020/21 - RETAIL DIVISIONS

Project Title: Strategic Replacement of Large PVC Pipeline

CIP No. TBD

Description: Replace PVC pipeline >12" in diameter

Category: C - New Capital

Purpose/Justification: To replace strategic section of large PVC pipeline to avoid major failures

Project Priority: Mid

Site Requirements: Construction will be within Public Right-of-Way

CEQA: Categorical Exemption

Project Schedule: FY 2020/21: Design and Construction

Projected Impact on Operating Costs: TBD

Category	Current Estimated Total Project Cost	Cumulative Estimated Expenditures through June 30, 2020	FY 2019/20 Budget	FY 2020/21 Budget
Planning and Conceptual Design				
Design (Including Bid Services)	20,000	-		20,000
Construction				
Construction Management and Engineering				
Capital Construction Costs	480,000			480,000
<i>Unforeseen / Changed Conditions</i>	-	-	-	-
<i>Design Changes (Resulting from RFI)</i>	-	-	-	-
<i>Owner-Initiated Changes (land acquisition)</i>	-		-	-
Additional Project Delivery Costs (Post-Construction Activities, Monitoring and Mitigation, etc)				
TOTAL	\$ 500,000	\$ -	\$ -	\$ 500,000

Notes:

SCV WATER
CAPITAL IMPROVEMENT BUDGET - MAJOR CAPITAL PROJECTS
FY 2019/20 and FY 2020/21 - RETAIL DIVISIONS

Project Title: Sewer Pipeline Replacement (Sand Canyon)

CIP No. TBD

Description: Replace and Upgrade Sewer Pipeline to Current Standards

Category: C - New Capital

Purpose/Justification: To Upgrade sewer to current County design standards and transfer ownership to City

Project Priority: Mid

Site Requirements: Construction will be within Public Right-of-Way

CEQA: Categorical Exemption

Project Schedule: FY 2020/21: Potholing and Design, Start Construction
 FY 2021/22: Complete Construction

Projected Impact on Operating Costs: TBD

Category	Current Estimated Total Project Cost	Cumulative Estimated Expenditures through June 30, 2020	FY 2019/20 Budget	FY 2020/21 Budget
Planning and Conceptual Design				
Design (Including Bid Services)	125,000	-		125,000
Construction				
Construction Management and Engineering	25,000			
Capital Construction Costs	250,000			125,000
<i>Unforeseen / Changed Conditions</i>	-	-	-	-
<i>Design Changes (Resulting from RFI)</i>	-	-	-	-
<i>Owner-Initiated Changes (land acquisition)</i>	-		-	-
Additional Project Delivery Costs (Post-Construction Activities, Monitoring and Mitigation, etc)				
TOTAL	\$ 400,000	\$ -	\$ -	\$ 250,000

Notes:

**SCV WATER
CAPITAL IMPROVEMENT BUDGET - MAJOR CAPITAL PROJECTS
FY 2019/20 and FY 2020/21 - RETAIL DIVISIONS**

Project Title: Recycled Water Recoat

CIP No. TBD

Description: Recoat the interior of the RW Tank

Category: B - Rehabilitation

Purpose/Justification: Extend asset life by improving the interior coating and repair rafters per inspection

Project Priority: Mid

Site Requirements: None

CEQA: Exempt

Project Schedule: FY 2020/21: Bid and Complete

Projected Impact on Operating Costs: TBD

Category	Current Estimated Total Project Cost	Cumulative Estimated Expenditures through June 30, 2020	FY 2019/20 Budget	FY 2020/21 Budget
Planning and Conceptual Design				
Design (Including Bid Services)		-		
Construction				
Construction Management and Engineering				
Capital Construction Costs	500,000			500,000
<i>Unforeseen / Changed Conditions</i>	-	-	-	-
<i>Design Changes (Resulting from RFI)</i>	-	-	-	-
<i>Owner-Initiated Changes (land acquisition)</i>	-		-	-
Additional Project Delivery Costs (Post-Construction Activities, Monitoring and Mitigation, etc)				
TOTAL	\$ 500,000	\$ -	\$ -	\$ 500,000

Notes:

SCV WATER
CAPITAL IMPROVEMENT BUDGET - MAJOR CAPITAL PROJECTS
FY 2019/20 and FY 2020/21 - RETAIL DIVISIONS

 **DRAFT**

Project Title: Recycled Water Pump Station Improvements

CIP No. TBD

Description: Recycled Water Pump Station Repairs and Improvements

Category: B - Rehabilitation

Purpose/Justification: Provide repairs and improvements to the recycled water pump station to extend the useful operating life and operational efficiency

Project Priority: Mid

Site Requirements: None

CEQA: Exempt

Project Schedule: FY 2020/21: Construction

Projected Impact on Operating Costs: TBD

Category	Current Estimated Total Project Cost	Cumulative Estimated Expenditures through June 30, 2020	FY 2019/20 Budget	FY 2020/21 Budget
Planning and Conceptual Design				
Design (Including Bid Services)	-	-		-
Construction				
Construction Management and Engineering				
Capital Construction Costs	450,000		150,000	450,000
<i>Unforeseen / Changed Conditions</i>	-	-	-	-
<i>Design Changes (Resulting from RFI)</i>	-	-	-	-
<i>Owner-Initiated Changes (land acquisition)</i>	-		-	-
Additional Project Delivery Costs (Post-Construction Activities, Monitoring and Mitigation, etc)				
TOTAL	\$ 450,000	\$ -	\$ 150,000	\$ 450,000

Notes:

Engineering Services Section
Regional Capital Improvement Projects
Updated March 18, 2020

Projects	Category. See below for description	Current Estimated Total Project Cost	2019		2020				2021				2022				2023				2024				2025				2026				
			Jan	Mar	Jun	Sep	Jan	Mar	Jun	Sep	Jan	Mar	Jun	Sep	Jan	Mar	Jun	Sep	Jan	Mar	Jun	Sep	Jan	Mar	Jun	Sep	Jan	Mar	Jun	Sep	Jan	Mar	
			FY 2018/19		FY 2019/20				FY 2020/21				FY 2021/22				FY 2022/23				FY 2023/24				FY 2024/25				FY 2025/26				
			3Q	4Q	1Q	2Q	3Q	4Q	1Q	2Q	3Q	4Q	1Q	2Q	3Q	4Q	1Q	2Q	3Q	4Q	1Q	2Q	3Q	4Q	1Q	2Q	3Q	4Q	1Q	2Q	3Q	4Q	
1	Magic Mountain Pipeline No. 4	C	\$ 4,600,000	C																													
2	Magic Mountain Pipeline No. 5	C	\$ 4,412,000	C																													
3	Recycled Water Program Phase II, 2B, Vista Canyon	C	\$ 6,912,000	D				C				S																					
4	Recycled Water Program Phase II, 2D, West Ranch	C	\$ 2,862,000	D				C		S																							
5	Magic Mountain Pipeline No. 6	C	\$ 13,112,000	D				C																									
6	ESFP Sludge Collection System	C, E	\$ 14,796,000	D				C																									
7	Replacement Wells (Reimbursable)	A	\$ 11,161,000			D				C																							
8	Saugus Formation Dry Year Reliability Wells	C	\$ 11,592,000	P				D		C																							
9	Groundwater Treatment Improvements	E	\$ 4,346,000			P				D		C																					
10	Castaic Conduit	C	\$ 15,116,000	RW				D				C																					
11	Recycled Water Program Phase II 2C, South End	C	\$ 12,702,000	RW	D				C				S																				
12	Magic Mountain Reservoir	C	\$ 29,897,000	P				D		RW		D		C																			
13	Honby Parallel	C	\$ 25,489,000	RW				D				C																					
14	Recycled Water Program Phase II, 2A, Central Park	C	\$ 15,394,000		D										D		C				S												
15	Southern Service Area Emergency Storage	C	\$ 61,766,000													P		D		RW				D									
16	Sand Canyon Reservoir Expansion	C	\$ 17,692,000													P		D		RW				D									
Total Estimated Cost			\$ 251,849,000	FY 2018/19		FY 2019/20				FY 2020/21				FY 2021/22				FY 2022/23				FY 2023/24				FY 2024/25				FY 2025/26			
				3Q	4Q	1Q	2Q	3Q	4Q	1Q	2Q	3Q	4Q	1Q	2Q	3Q	4Q	1Q	2Q	3Q	4Q	1Q	2Q	3Q	4Q	1Q	2Q	3Q	4Q	1Q	2Q	3Q	4Q

DRAFT

Category A = Asset Replacement
Category B = Rehabilitation
Category C = New Capital
Category D = Technology Investments
Category E = Upgrades

LEGEND: Planning Phase (P)
Design Phase (D)
Right-of-Way/Land Acquisition (RW)
Construction (C)
Conversions/ Start-Up (S)

Engineering Services Section
Retail Capital Improvement Projects

Updated March 26, 2020

Projects	Category - See below for description	Current Estimated Total Project Cost	2019		2020				2021				2022				2023				2024				2025				2026	
			Jan	Mar	Jun	Sep	Jan	Mar	Jun	Sep	Jan	Mar	Jun	Sep	Jan	Mar	Jun	Sep	Jan	Mar	Jun	Sep	Jan	Mar	Jun	Sep	Jan	Mar		
			FY 2018/19	FY 2019/20		FY 2020/21		FY 2021/22		FY 2022/23		FY 2023/24		FY 2024/25		FY 2025/26														
	3Q	4Q	1Q	2Q	3Q	4Q	1Q	2Q	3Q	4Q	1Q	2Q	3Q	4Q	1Q	2Q	3Q	4Q	1Q	2Q	3Q	4Q	1Q	2Q	3Q	4Q				
1 Deane Zone Tanks (Skyline Ranch) 1 of 2 Tanks @ 2.1 MG each	C	\$ 4,325,000				P		D		C		S																		
2 Deane Zone Pump Station (Skyline Ranch) 2 x 850 gpm	C	\$ 800,000					D		C		S																			
3 Deane Zone Disinfection (Skyline)	C	\$ 565,000						D		C		S																		
4 Deane Zone Tank (Sand Canyon) 1 tank @ 1.5 MG	C	\$ 1,225,000					P		D		C		S																	
5 Deane Zone Tank (Sand Canyon) - site improvements	C	\$ 550,000					P		D		C		S																	
6 Deane Zone Pump Station(Sand Canyon) 2 x 1000 gpm	C	\$ 950,000						D		C		S																		
7 LARC	C	\$ 900,000						D		C																				
8 Recycled Water Phase 2B Tank	C	(Regional Funds)							D		C		S																	
9 Recycled Water Phase 2B Pipelines	C	\$ 1,520,000							C																					
10 Recycled Water Phase 2B customer retrofits	C	\$ 300,000								C																				
11 Vista Canyon Bridge Piping at Soledad/Lost Canyon	E	\$ 325,000							D		C																			
12 Sierra Hwy Pipelines (Dockweiler)	C	\$ 850,000							D		C																			
13 SC-12 Warmuth to Sand Canyon Pipeline (Design)	C	\$ 750,000								D																				
14 West Newhall Inter-Connection (NWD, SCWD, VWD)	C	\$ 430,000							P		D		C																	
15 Market Street Pump Station (Wiley Canyon)	C	\$ 1,750,000								P		D																		
16 Tank 4 (Wiley Canyon)	C	\$ 1,750,000								P		D																		
17 Market Street/Shadeland/Maple Street Pipelines (Wiley Canyon)	C	\$ 1,650,000								P		D																		
18 Golden Valley Pipeline in Via Princessa Extension (Crossroads) 1.2 miles 16" DIP	C	\$ 550,000								P		D																		

DRAFT

Category A = Asset Replacement
Category B = Rehabilitation
Category C = New Capital
Category D = Technology Investments
Category E = Upgrades

LEGEND:
 Planning Phase (P)
 Design Phase (D)
 Right-of-Way/Land Acquisition (RW)
 Construction (C)
 Conversions/ Start-Up (S)

Engineering Services Section
Retail Capital Improvement Projects

Updated March 26, 2020

Projects	Category - See below for description	Current Estimated Total Project Cost	2019		2020				2021				2022				2023				2024				2025				2026	
			Jan	Mar	Jun	Sep	Jan	Mar	Jun	Sep	Jan	Mar	Jun	Sep	Jan	Mar	Jun	Sep	Jan	Mar	Jun	Sep	Jan	Mar	Jun	Sep	Jan	Mar		
			FY 2018/19	FY 2019/20		FY 2020/21		FY 2021/22		FY 2022/23		FY 2023/24		FY 2024/25		FY 2025/26														
	3Q	4Q	1Q	2Q	3Q	4Q	1Q	2Q	3Q	4Q	1Q	2Q	3Q	4Q	1Q	2Q	3Q	4Q	1Q	2Q	3Q	4Q	1Q	2Q	3Q	4Q	1Q	2Q		
19	Friendly Valley Pipeline in Via Princessa Extension (Crossroads) 1.2 Mile 16" DIP	\$ 1,350,000						P	D																					
20	Friendly Valley Tank (Crossroads)	\$ 5,175,000							P	D																				
21	Friendly Valley Pump Station (Crossroads)	\$ 725,000							P	D																				
22	Golden Valley Tank (Crossroads)	\$ 875,000							P	D																				
23	Two 1.6 MG Placerita Tanks	\$ 4,100,000							P	D																				
24	Recycled Water Phase 2D Pipelines	\$ 1,652,000							C																					
25	Recycled Water Phase 2D customer retrofits	\$ 550,000								C																				
26	V-9 Improvements	\$ 1,000,000							P	D	C																			
27	Newhall Tank 2 Recoat and Repair	\$ 500,000						D	C																					
28	Well 160 Rehabilitation	\$ 460,000						D	C																					
29	Ridge Route Pipeline Relocation	\$ 753,000				D	C																							
30	The Old Road Pipeline Improvements	\$ 510,000						D	C																					
31	Rainbow Glen Pipeline Improvements	\$ 265,000							C																					
32	SC-2 Conversion to Gravity	\$ 305,000						D	C																					
33	Vasquez Pipeline Improvements	\$ 465,000							D	C																				
34	Valencia Marketplace Pipeline Replacement	\$ 450,000								C																				
35	Large Diameter PVC Pipeline Replacements	\$ 500,000							D	C																				
36	Sewer Pipeline Replacement (Sand Canyon)	\$ 400,000							D	C																				

DRAFT

Category A = Asset Replacement
Category B = Rehabilitation
Category C = New Capital
Category D = Technology Investments
Category E = Upgrades

LEGEND: Planning Phase (P)
Design Phase (D)
Right-of-Way/Land Acquisition (RW)
Construction (C)
Conversions/ Start-Up (S)

Engineering Services Section
Retail Capital Improvement Projects

Updated March 26, 2020

Projects	Category - See below for description	Current Estimated Total Project Cost	2019		2020				2021				2022				2023				2024				2025				2026			
			Jan	Mar	Jun	Sep	Jan	Mar	Jun	Sep	Jan	Mar	Jun	Sep	Jan	Mar	Jun	Sep	Jan	Mar	Jun	Sep	Jan	Mar	Jun	Sep	Jan	Mar	Jun	Sep	Jan	Mar
			FY 2018/19	FY 2019/20		FY 2020/21		FY 2021/22		FY 2022/23		FY 2023/24		FY 2024/25		FY 2025/26																
	3Q	4Q	1Q	2Q	3Q	4Q	1Q	2Q	3Q	4Q	1Q	2Q	3Q	4Q	1Q	2Q	3Q	4Q	1Q	2Q	3Q	4Q	1Q	2Q	3Q	4Q	1Q	2Q	3Q	4Q		
37	Recycled Water Tank Recoat	\$ 500,000								C																						
38	Recycled Water Pump Station Improvements	\$ 450,000								C																						
39	N Wells PFAS Groundwater Treatment Improvements	\$ 7,445,000				P	D			C																						
40	Well Q2 Perchlorate Removal Facility	\$ 1,555,000				P	D			C																						
41	Valley Center Well PFAS Groundwater Treatment Improvements	\$ 5,000,000								P	D			C																		
42	Santa Clara Well PFAS Groundwater Treatment Improvements	\$ 5,000,000								P	D			C																		
43	Honby Well PFAS Groundwater Treatment Improvements	\$ 5,000,000								P				D																		
44	E Wells PFAS Groundwater Treatment Improvements	\$ 16,300,000								P				D																		
45	Mitchell 5A Replacement Well PFAS Groundwater Treatment Improvements	\$ 5,000,000								P				D																		
46	Well 205 Perchlorate Removal Facility	\$ 5,000,000								P				D																		
47	Additional Wells (T7, U4, U6) PFAS Groundwater Treatment Improvements	\$ 10,000,000								P				D																		
Total Estimated Cost		\$ 100,475,000	FY 2018/19		FY 2019/20		FY 2020/21		FY 2021/22		FY 2022/23		FY 2023/24		FY 2024/25		FY 2025/26															
			3Q	4Q	1Q	2Q	3Q	4Q	1Q	2Q	3Q	4Q	1Q	2Q	3Q	4Q	1Q	2Q	3Q	4Q	1Q	2Q	3Q	4Q	1Q	2Q	3Q	4Q	1Q	2Q	3Q	4Q

DRAFT

Category A = Asset Replacement
Category B = Rehabilitation
Category C = New Capital
Category D = Technology Investments
Category E = Upgrades

LEGEND: Planning Phase (P)
Design Phase (D)
Right-of-Way/Land Acquisition (RW)
Construction (C)
Conversions/ Start-Up (S)

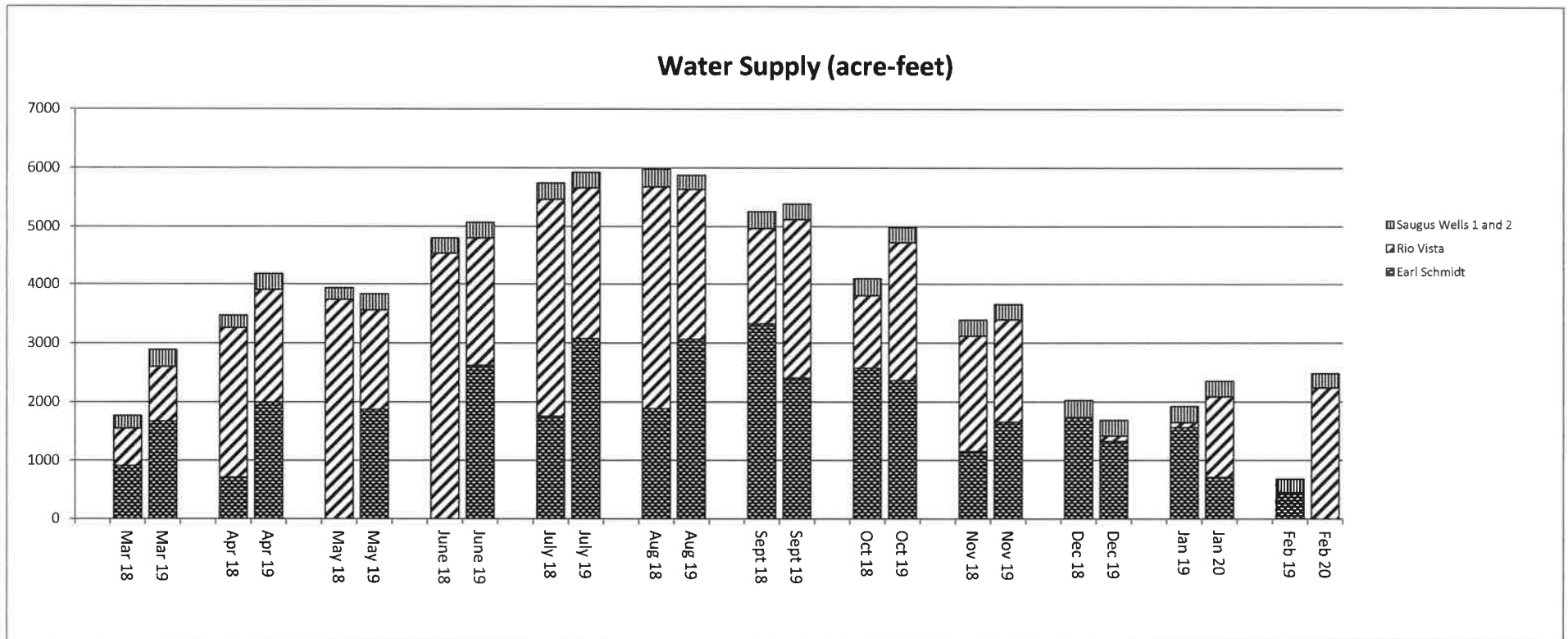


Monthly Operations & Production Report

February 2020

[This page intentionally left blank.]

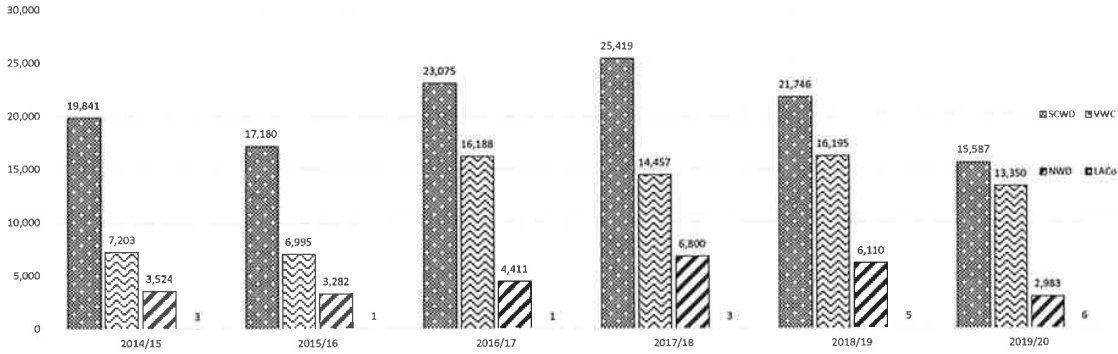
SANTA CLARITA VALLEY WATER AGENCY
February 2020 Regional Operations Report



Source	Mar-19	Apr-19	May-19	Jun-19	Jul-19	Aug-19	Sep-19	Oct-19	Nov-19	Dec-19	Jan-20	Feb-20	Total
Earl Schmidt	1665	1992	1869	2622	3071	3057	2404	2360	1655	87	708	0	21489.765
Rio Vista	933	1910	1683	2175	2588	2577	2719	2360	1736	1328	1374	2235	23618.4
Saugus 1 and 2	288	276	277	273	267	242	261	263	263	271	265	243	3189.061
Total	2886	4178	3829	5070	5926	5876	5384	4983	3654	1686	2347	2478	15963
Total Sold	2735	4016	3754	4985	5823	5779	5316	4879	3651	1715	2270	2411	47334
RVWTP Use/Storage	52.55	66.96	17.54	22.04	35.68	27.64	27.66	40.42	13.19	-46.25	31.54	55.91	159.09
Total Use	2787.55	4082.96	3771.54	5007.04	5858.68	5806.64	5343.66	4919.42	3664.19	1668.75	2301.54	2466.91	15649.09
Water Loss	-3.41%	-2.27%	-1.50%	-1.24%	-1.14%	-1.18%	-0.75%	-1.28%	0.28%	-1.02%	-1.94%	-0.45%	-1.97%
Recycled Water	Mar-19	Apr-19	May-19	Jun-19	Jul-19	Aug-19	Sep-19	Oct-19	Nov-19	Dec-19	Jan-20	Feb-20	Total
Valencia	10	50	36	59	76	70	64	65	25	2	10	22	489

* Water loss includes water usage at Rio Vista Water Treatment Plant facilities and system storage.

HISTORICAL FY Production 2014-2020



HISTORICAL FY PRODUCTION 2014-2020

2014/15	Jul	Aug	Sep	Oct	Nov	Dec	Jan	Feb	Mar	Apr	May	Jun	Total
SCWD	2,912	2,491	2,177	2,110	1,536	746	990	1,036	1,174	1,365	1,458	1,844	19,841
VWC	1,143	897	718	545	410	340	408	398	400	658	587	700	7,203
NCWD	481	410	389	341	268	135	205	200	244	283	253	334	3,524
LACo	0	0	0	0	0	0	0	0	0	0	0	0	3
Total	4,517	3,798	3,285	2,996	2,215	1,221	1,603	1,635	1,818	2,306	2,299	2,879	30,571
Cum. FYTD	4,517	8,315	11,599	14,596	16,811	18,032	19,635	21,270	23,088	25,393	27,692	30,571	
2015/16	Jul	Aug	Sep	Oct	Nov	Dec	Jan	Feb	Mar	Apr	May	Jun	Total
SCWD	1,731	1,800	1,616	1,629	1,427	1,180	829	1,080	1,185	1,176	1,612	1,935	17,180
VWC	691	773	583	550	547	364	157	366	412	462	715	1,375	6,995
NCWD	347	373	325	276	233	199	148	195	206	250	319	411	3,282
LACo	0	0	0	0	0	0	0	1	0	0	0	0	1
Total	2,769	2,946	2,524	2,455	2,207	1,743	1,134	1,622	1,803	1,888	2,646	3,721	27,458
Cum. FYTD	2,769	5,715	8,239	10,694	12,901	14,644	15,778	17,400	19,203	21,091	23,737	27,458	
2016/17	Jul	Aug	Sep	Oct	Nov	Dec	Jan	Feb	Mar	Apr	May	Jun	Total
SCWD	2,404	2,663	2,368	2,128	1,712	1,377	952	844	1,359	2,040	2,456	2,772	23,075
VWC	1,585	1,640	1,305	1,080	807	620	643	764	1,123	1,728	2,499	2,814	16,188
NCWD	478	467	418	372	293	234	141	109	216	384	604	695	4,411
LACo	0	0	0	0	0	0	0	0	0	0	0	0	1
Total	4,447	4,770	4,091	3,580	2,612	2,231	1,736	1,716	2,699	4,152	5,559	6,081	43,674
Cum. FYTD	4,447	9,218	13,309	16,888	19,501	21,732	23,467	25,184	27,882	32,034	37,593	43,674	
2017/18	Jul	Aug	Sep	Oct	Nov	Dec	Jan	Feb	Mar	Apr	May	Jun	Total
SCWD	3,085	3,035	2,589	2,462	1,922	1,955	1,578	1,580	969	1,805	2,076	2,264	25,419
VWC	2,089	1,723	1,184	1,260	968	969	653	678	619	1,160	1,338	1,622	14,457
NCWD	785	896	845	801	640	556	253	275	157	349	473	808	6,800
LACo	0	0	0	0	0	0	0	1	0	0	1	0	3
Total	5,958	5,615	4,619	4,522	3,528	3,481	2,684	2,532	1,746	3,414	3,885	4,695	46,680
Cum. FYTD	5,958	11,573	16,192	20,714	24,242	27,723	30,407	32,939	34,685	38,099	41,984	46,680	
2018/19	Jul	Aug	Sep	Oct	Nov	Dec	Jan	Feb	Mar	Apr	May	Jun	Total
SCWD	2,894	2,816	2,535	2,174	1,882	1,274	1,110	493	1,177	1,770	1,632	2,189	21,746
VWD	1,921	2,026	1,743	1,300	1,084	459	513	232	1,205	1,819	1,701	2,193	16,195
NWD	1,023	1,012	881	537	382	214	181	76	352	428	422	603	6,110
LACo	1	0	0	1	0	0	1	1	1	0	0	0	5
Total	5,839	5,856	5,160	4,011	3,349	1,947	1,805	802	2,735	4,016	3,754	4,985	44,057
Cum. FYTD	5,639	11,494	16,654	20,665	24,014	25,961	27,766	28,567	31,302	35,318	39,072	44,057	
2019/20	Jul	Aug	Sep	Oct	Nov	Dec	Jan	Feb	Mar	Apr	May	Jun	Total
SCWD	2,610	2,743	2,475	2,310	1,845	980	1,207	1,416	0	0	0	0	15,587
VWD	2,491	2,518	2,348	2,145	1,526	604	957	782	0	0	0	0	13,350
NWD	721	518	492	422	280	130	188	232	0	0	0	0	2,983
LACo	2	0	0	1	1	1	1	0	0	0	0	0	6
Total	5,823	5,779	5,316	4,879	3,651	1,715	2,353	2,411	0	0	0	0	31,926
Cum. FYTD	5,823	11,602	16,918	21,796	25,448	27,162	29,515	31,926	31,926	31,926	31,926	31,926	

*Total does not include recycled water.

SANTA CLARITA VALLEY WATER AGENCY
Record of Weather Observations
 February 2020

DATE	High Temperature	Low Temperature	Precipitation 2020	Precipitation 2019
1-Feb	80	40	0.00	0.04
2-Feb	70	38	0.00	3.05
3-Feb	52	40	0.00	0.91
4-Feb	53	29	0.00	1.08
5-Feb	63	27	0.00	0.15
6-Feb	65	30	0.00	0.00
7-Feb	70	32	0.00	0.00
8-Feb	70	35	0.01	0.00
9-Feb	61	48	0.01	0.31
10-Feb	67	52	0.00	0.19
11-Feb	66	37	0.00	0.00
12-Feb	64	31	0.00	0.00
13-Feb	69	33	0.00	0.28
14-Feb	69	33	0.00	1.89
15-Feb	69	33	0.00	0.36
16-Feb	75	38	0.00	0.01
17-Feb	74	41	0.00	0.02
18-Feb	75	37	0.00	0.00
19-Feb	71	38	0.00	0.00
20-Feb	76	35	0.01	0.07
21-Feb	75	39	0.00	0.04
22-Feb	61	46	0.08	0.01
23-Feb	66	40	0.00	0.00
24-Feb	77	38	0.01	0.00
25-Feb	75	40	0.00	0.00
26-Feb	75	38	0.00	0.00
27-Feb	76	39	0.00	0.04
28-Feb	82	43	0.00	0.11
29-Feb	68	42	0.00	

TOTAL	0.12	8.56
-------	------	------

	2019-2020	2018-2019
<i>Total Precipitation of Current Month</i>	0.12	8.56
<i>Total Precipitation End of Previous Month</i>	8.28	13.24
Total Precipitation Since October 1st	8.40	21.80
<i>Temperature Averages for Current Month</i>		
HIGH	69.4	56.5
LOW	37.7	34.9

Santa Clarita Valley Water Agency
Summary of Annual Precipitation
October 1st through September 30th
(Total in Inches)

	<i>1998-99</i>	<i>1999-00</i>	<i>2000-01</i>	<i>2001-02</i>	<i>2002-03</i>	<i>2003-04</i>	<i>2004-05</i>	<i>2005-06</i>	<i>2006-07</i>	<i>2007-08</i>	<i>2008-09</i>
Oct	0.33	0.00	1.13	0.22	0.00	1.10	4.79	1.91	0.42	0.25	0.09
Nov	1.39	0.00	0.00	3.18	3.01	0.63	0.64	0.59	0.05	0.50	1.78
Dec	1.39	0.05	0.00	1.30	5.85	2.57	8.54	0.14	0.83	2.67	3.01
Jan	2.08	1.21	5.84	1.55	0.00	0.65	17.06	3.27	1.66	17.54	0.69
Feb	0.65	9.43	10.76	0.51	9.03	8.07	16.69	3.78	1.38	1.82	6.78
Mar	3.00	3.15	3.38	0.38	2.38	0.37	2.70	5.68	0.17	0.10	1.18
Apr	3.78	2.10	2.56	0.05	2.35	0.20	1.42	4.22	0.71	0.07	0.07
May	0.00	0.00	0.00	0.12	1.70	0.00	0.45	0.99	0.00	0.17	0.01
Jun	0.48	0.00	0.00	0.01	0.00	0.00	0.00	0.00	0.00	0.00	0.03
Jul	0.00	0.00	0.00	0.00	0.02	0.00	0.00	0.00	0.04	0.00	0.00
Aug	0.00	0.31	0.00	0.00	0.00	0.00	0.09	0.00	0.00	0.00	0.00
Sep	0.01	0.00	0.00	0.02	0.00	0.00	0.17	0.00	1.32	0.00	0.00
TOTAL	13.11	16.25	23.67	7.34	24.34	13.59	52.55	20.58	6.58	23.12	13.64
	<i>2009-10</i>	<i>2010-11</i>	<i>2011-12</i>	<i>2012-13</i>	<i>2013-14</i>	<i>2014-15</i>	<i>2015-16</i>	<i>2016-17</i>	<i>2017-18</i>	<i>2018-19</i>	<i>2019-20</i>
Oct	4.04	1.34	1.97	0.15	0.11	0.32	0.17	0.43	0.00	0.52	0.01
Nov	0.08	1.87	2.50	2.20	1.41	0.64	0.21	1.49	0.06	1.87	2.61
Dec	4.28	11.97	1.19	1.54	0.37	6.16	0.49	3.44	0.01	2.77	5.12
Jan	9.13	0.96	1.23	1.94	0.06	1.44	6.07	10.30	3.18	8.08	0.54
Feb	4.96	5.36	0.13	0.42	5.26	0.74	0.69	8.98	0.35	8.56	0.12
Mar	0.69	8.86	4.99	1.21	1.64	1.09	2.75	0.33	7.50	4.15	
Apr	2.40	0.12	4.02	0.00	0.31	0.16	0.37	0.09	0.02	0.09	
May	0.07	0.74	0.01	0.74	0.00	0.66	0.09	0.26	0.01	1.60	
Jun	0.00	0.04	0.00	0.00	0.00	0.01	0.01	0.00	0.00	0.01	
Jul	0.00	0.01	0.00	0.08	0.02	0.87	0.00	0.01	0.00	0.00	
Aug	0.00	0.00	0.01	0.00	0.05	0.00	0.02	0.07	0.00	0.00	
Sep	0.00	0.00	0.02	0.00	0.00	0.78	0.00	0.13	0.02	0.03	
TOTAL	25.65	31.27	16.07	8.28	9.23	12.87	10.87	25.53	11.15	27.68	8.40

SANTA CLARITA VALLEY WATER AGENCY
WATER PRODUCTION BY WELL 2020 (ACRE-FEET)

NEWHALL WATER DIVISION	JAN	FEB	MAR	APR	MAY	JUN	JUL	AUG	SEP	OCT	NOV	DEC	TOTAL
N12	104	108	0	0	0	0	0	0	0	0	0	0	212
N13	120	126	0	0	0	0	0	0	0	0	0	0	246
C1	19	27	0	0	0	0	0	0	0	0	0	0	47
C2	13	14	0	0	0	0	0	0	0	0	0	0	27
C7	35	37	0	0	0	0	0	0	0	0	0	0	72
P1	0	0	0	0	0	0	0	0	0	0	0	0	0
P3	0	0	0	0	0	0	0	0	0	0	0	0	0
P4	0	0	0	0	0	0	0	0	0	0	0	0	0
P5	0	0	0	0	0	0	0	0	0	0	0	0	0
TOTAL NWD	291	312	0	0	0	0	0	0	0	0	0	0	603

SANTA CLARITA WATER DIVISION	JAN	FEB	MAR	APR	MAY	JUN	JUL	AUG	SEP	OCT	NOV	DEC	TOTAL
LOST CANYON NO.2	36	2	0	0	0	0	0	0	0	0	0	0	38
LOST CANYON NO.2A	70	45	0	0	0	0	0	0	0	0	0	0	115
SAND CANYON	80	50	0	0	0	0	0	0	0	0	0	0	130
MITCHELL 5A	0	0	0	0	0	0	0	0	0	0	0	0	0
MITCHELL 5B	0	0	0	0	0	0	0	0	0	0	0	0	0
SIERRA	7	18	0	0	0	0	0	0	0	0	0	0	25
NORTH OAKS EAST	0	0	0	0	0	0	0	0	0	0	0	0	0
NORTH OAKS CENTRAL	1	3	0	0	0	0	0	0	0	0	0	0	4
NORTH OAKS WEST	0	0	0	0	0	0	0	0	0	0	0	0	0
HONBY	1	15	0	0	0	0	0	0	0	0	0	0	16
GUIDA	24	46	0	0	0	0	0	0	0	0	0	0	70
CLARK	17	29	0	0	0	0	0	0	0	0	0	0	46
SANTA CLARA	1	20	0	0	0	0	0	0	0	0	0	0	21
VALLEY CENTER	0	0	0	0	0	0	0	0	0	0	0	0	0
TOTAL SCWD	237	228	0	0	0	0	0	0	0	0	0	0	465

VALENCIA WATER DIVISION	JAN	FEB	MAR	APR	MAY	JUN	JUL	AUG	SEP	OCT	NOV	DEC	TOTAL
D	20	56	0	0	0	0	0	0	0	0	0	0	76
E15	25	103	0	0	0	0	0	0	0	0	0	0	128
N	53	69	0	0	0	0	0	0	0	0	0	0	122
N7	29	120	0	0	0	0	0	0	0	0	0	0	149
N8	89	108	0	0	0	0	0	0	0	0	0	0	197
Q2	0	0	0	0	0	0	0	0	0	0	0	0	0
T7	3	19	0	0	0	0	0	0	0	0	0	0	21
U6	1	7	0	0	0	0	0	0	0	0	0	0	8
U4	1	4	0	0	0	0	0	0	0	0	0	0	6
S6	0	0	0	0	0	0	0	0	0	0	0	0	0
S7	13	31	0	0	0	0	0	0	0	0	0	0	44
S8	9	14	0	0	0	0	0	0	0	0	0	0	23
W11	40	29	0	0	0	0	0	0	0	0	0	0	69
W9	51	87	0	0	0	0	0	0	0	0	0	0	138
W10	75	63	0	0	0	0	0	0	0	0	0	0	138
159 (GOLF COURSE IRRIGATION)	0	1	0	0	0	0	0	0	0	0	0	0	1
160 (SYSTEM)	1	2	0	0	0	0	0	0	0	0	0	0	3
160 (GOLF COURSE IRRIGATION)	20	29	0	0	0	0	0	0	0	0	0	0	49
201 (SYSTEM)	0	0	0	0	0	0	0	0	0	0	0	0	0
205	0	0	0	0	0	0	0	0	0	0	0	0	0
206	68	98	0	0	0	0	0	0	0	0	0	0	166
207	78	116	0	0	0	0	0	0	0	0	0	0	194
TOTAL VWD	575	956	0	0	0	0	0	0	0	0	0	0	1531

S1	137	129	0	0	0	0	0	0	0	0	0	0	266
S2	128	114	0	0	0	0	0	0	0	0	0	0	242
TOTAL S1 & S2	265	243	0	0	0	0	0	0	0	0	0	0	508

TOTAL WELL PRODUCTION	1367	1739	0	0	0	0	0	0	0	0	0	0	3106
------------------------------	-------------	-------------	----------	----------	----------	----------	----------	----------	----------	----------	----------	----------	-------------

WELL 201 (NON-SYSTEM)	107	61	0	0	0	0	0	0	0	0	0	0	168
VALLEY CENTER (NON-SYSTEM)	0	0	0	0	0	0	0	0	0	0	0	0	0.00
Q2 (NON SYSTEM)	0.12	0.03	0	0	0	0	0	0	0	0	0	0	0.15
205 (NON-SYSTEM)	0	0	0	0	0	0	0	0	0	0	0.00	0	0.00

NEWHALL WATER DIVISION
 WATER PRODUCTION 2020 (ACRE-FEET)

GROUNDWATER	JAN	FEB	MAR	APR	MAY	JUN	JUL	AUG	SEP	OCT	NOV	DEC	TOTAL
NEWHALL SYSTEM													
N12	104	108											212
N13	120	126											246
CASTAIC SYSTEM													
C1	19	27											47
C2	13	14											27
C7	35	37											72
PINETREE SYSTEM													
P1	0	0											0
P3	0	0											0
P4	0	0											0
P5	0	0											0
S1 & S2	71	65											136
TOTAL GROUNDWATER	362	377	0	0	0	0	0	0	0	0	0	0	739
IMPORT + S1 & S2													
NEWHALL SYSTEM													
N-3	8	30											38
CASTAIC SYSTEM													
N-1	25	27											52
PINETREE SYSTEM													
N-2	102	119											221
TESORO SYSTEM													
N-4	53	56											109
TOTAL IMPORT + S1 & S2	188	232	0	0	0	0	0	0	0	0	0	0	420
TOTAL GROUNDWATER (INCLUDES S1 & S2)	362	377	0	0	0	0	0	0	0	0	0	0	739
TOTAL IMPORT (NO S1 & S2)	117	167	0	0	0	0	0	0	0	0	0	0	284
TOTAL GROSS PRODUCTION (GW + IMPORT)	479	544	0	0	0	0	0	0	0	0	0	0	1023
TOTAL INTERTIE TRANSFERS	0	11											11
TOTAL NET PRODUCTION	479	555	0	0	0	0	0	0	0	0	0	0	1034
% BY SOURCE													
GROUNDWATER	76%	68%											71%
IMPORT	24%	30%											27%
INTERTIE	0%	2%											1%

**SANTA CLARITA WATER DIVISION
WATER PRODUCTION 2020 (ACRE-FEET)**

GROUNDWATER	JAN	FEB	MAR	APR	MAY	JUN	JUL	AUG	SEP	OCT	NOV	DEC	TOTAL
LOST CANYON NO.2	36	2											38
LOST CANYON NO.2A	70	45											115
SAND CANYON	80	50											130
MITCHELL 5A	0	0											0
MITCHELL 5B	0	0											0
SIERRA	7	18											25
NORTH OAKS EAST	0	0											0
NORTH OAKS CENTRAL	1	3											4
NORTH OAKS WEST	0	0											0
HONBY	1	15											16
GUIDA	24	46											70
CLARK	17	29											46
SANTA CLARA	1	20											21
VALLEY CENTER	0	0											0
TOTAL ALLUVIUM	237	228	0	0	0	0	0	0	0	0	0	0	465
SAUGUS WELLS S1 & S2	194	178											372
TOTAL GROUNDWATER	431	406	0	0	0	0	0	0	0	0	0	0	837
IMPORT + S1 & S2	JAN	FEB	MAR	APR	MAY	JUN	JUL	AUG	SEP	OCT	NOV	DEC	TOTAL
SC-1 BOUQUET	129	99											228
SC-2 HONBY	174	260											433
SC-3 WILEY	97	103											200
SC-4 HONBY #2	211	94											305
SC-5 RIO VISTA	138	176											314
SC-6 LOST CANYON	76	104											180
SC-7	104	128											232
SC-8	130	184											314
SC-9	93	89											182
SC-10	25	55											80
SC-11	1	2											2
SC-12	10	87											97
SC-13	20	36											56
TOTAL IMPORT + S1 & S2	1207	1,416	0	0	0	0	0	0	0	0	0	0	2,623
METERING ADJUSTMENT	-6.7	0.01											-7
NET IMPORT + S1 & S2	1,201	1,416	0	0	0	0	0	0	0	0	0	0	2,616
TOTAL GROUNDWATER (INCLUDES S1 & S2)	431	406	0	0	0	0	0	0	0	0	0	0	837
TOTAL IMPORT (NO S1 & S2)	1,014	1,238	0	0	0	0	0	0	0	0	0	0	2,251
TOTAL GROSS PRODUCTION (GW + IMPORT)	1,444	1,644	0	0	0	0	0	0	0	0	0	0	3,088
TOTAL INTERTIE TRANSFERS	0	0	0	0	0	0	0	0	0	0	0	0	0
TOTAL NET PRODUCTION	1,444	1,644	0	0	0	0	0	0	0	0	0	0	3,088
% BY SOURCE													
GROUNDWATER	30%	25%											27%
IMPORT	70%	75%											73%
INTERTIE	0%	0%											0%
VALLEY CENTER (NON-SYSTEM) *	0.00	0.00											0.00

* Not used in the calculation for % by Source

VALENCIA WATER DIVISION
WATER PRODUCTION 2020 (ACRE-FEET)

ALLUVIUM	JAN	FEB	MAR	APR	MAY	JUN	JUL	AUG	SEP	OCT	NOV	DEC	TOTAL
D	20	56											76
E15	25	103											128
N	53	69											122
N7	29	120											149
N8	89	108											197
Q2	0	0											0
T7	3	19											21
U6	1	7											8
U4	1	4											6
S6	0	0											0
S7	13	31											44
S8	9	14											23
W11	40	29											69
W9	51	87											138
W10	75	63											138
TOTAL ALLUVIUM	408	711	0	0	0	0	0	0	0	0	0	0	1118
SAUGUS	JAN	FEB	MAR	APR	MAY	JUN	JUL	AUG	SEP	OCT	NOV	DEC	TOTAL
159	0	1											1
160 - DOM	1	2											3
160 - VGC*	20	29											49
201	0	0											0
205	0	0											0
206	68	98											166
207	78	116											194
TOTAL SAUGUS	167	246	0	0	0	0	0	0	0	0	0	0	412
IMPORT WATER	JAN	FEB	MAR	APR	MAY	JUN	JUL	AUG	SEP	OCT	NOV	DEC	TOTAL
V-1	143	65											208
V-2	139	284											422
V-4	105	1											107
V-5	246	161											407
V-6	85	198											282
V-7	23	3											26
V-8	217	50											266
TOTAL IMPORT	957	762	0	0	0	0	0	0	0	0	0	0	1,718
TOTAL GROUNDWATER	575	956	0	0	0	0	0	0	0	0	0	0	1,531
TOTAL IMPORT	957	762	0	0	0	0	0	0	0	0	0	0	1,718
TOTAL GROSS PRODUCTION	1,531	1,718	0	0	0	0	0	0	0	0	0	0	3,249
TOTAL INTERTIE TRANSFERS	0	-11											-11
TOTAL NET PRODUCTION	1,531	1,707	0	0	0	0	0	0	0	0	0	0	3,238
% BY SOURCE													
GROUNDWATER	37%	55%											46%
IMPORT WATER	63%	45%											54%
INTERTIE	0%	-1%											0%
RECYCLED WATER	10	22											32
Well 201 Discharge *	107	61											168
Well Q2 Non-System *	0.12	0.03											0.15
Well 205 Non-System *	0	0											0.00

*Not used in the calculation for % by source

LOS ANGELES COUNTY WATERWORKS DISTRICT 36

SOURCE

TURNOUT	Jan-20	Feb-20	Mar-20	Apr-20	May-20	Jun-20	Jul-20	Aug-20	Sep-20	Oct-20	Nov-20	Dec-20	TOTAL
LA 1	0	0.0031											0.00
LA 2	0.7764	0.4818											1.26
TOTAL	0.7764	0.4849	0	0	0	0	0	0	0	0	0	0.00	1.26

RAW WATER

SOURCE	Jan-20	Feb-20	Mar-20	Apr-20	May-20	Jun-20	Jul-20	Aug-20	Sep-20	Oct-20	Nov-20	Dec-20	TOTAL
RVTP	1,374	2,235											3,609.34
ESTP	708	0											708.20
Wells	265	243											507.90
TOTAL	2,347	2,478	0	0	0	0	0	0	0	0	0	0	4,825.44

S1/S2 TREATMENT

SOURCE	Jan-20	Feb-20	Mar-20	Apr-20	May-20	Jun-20	Jul-20	Aug-20	Sep-20	Oct-20	Nov-20	Dec-20	TOTAL
S1	137.13	129.09											266.23
S2	127.54	114.13											241.67
TOTAL	264.67	243.22	0	0	0	0	0	0	0	0	0	0	507.90

[This page intentionally left blank.]

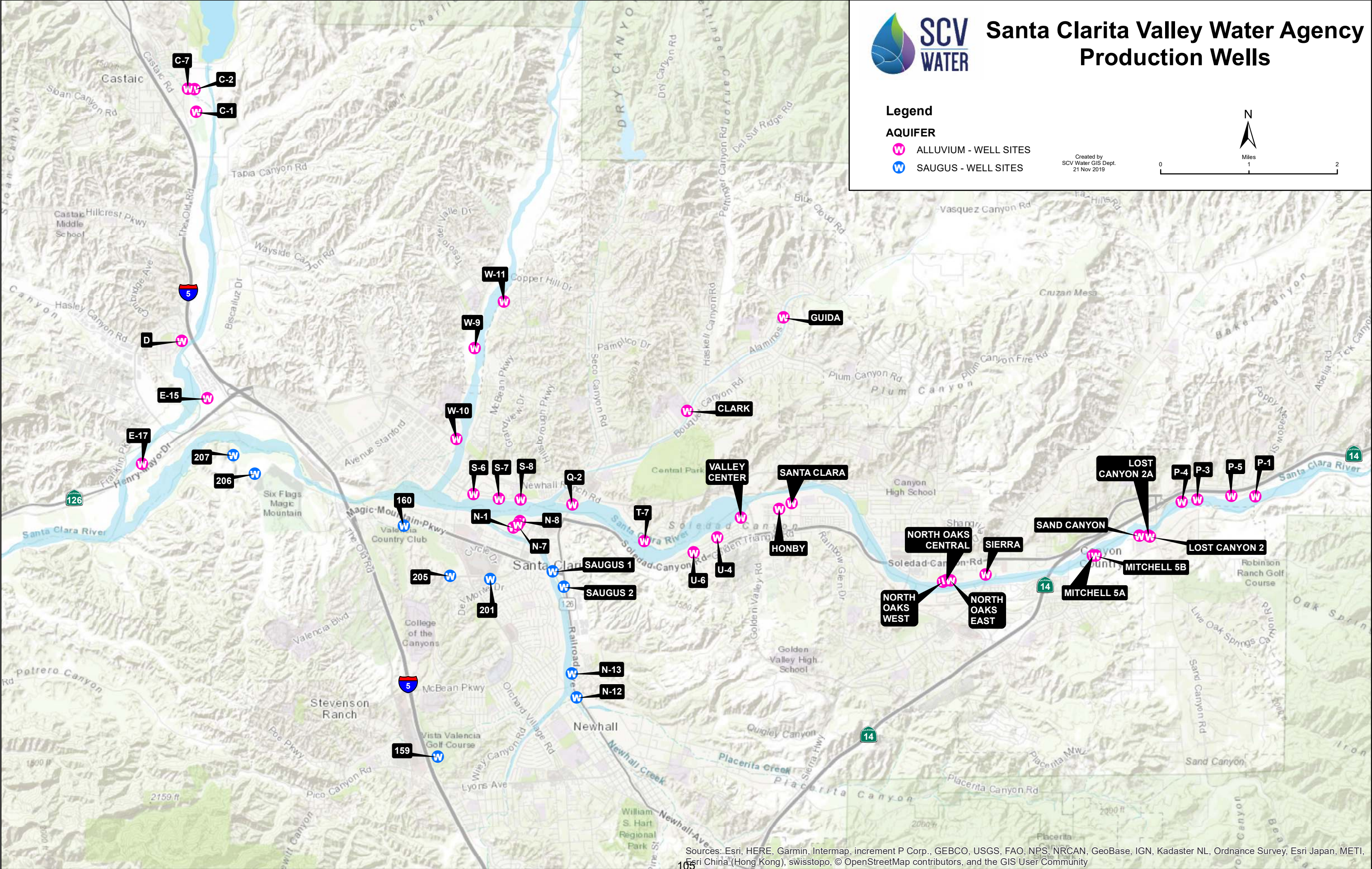
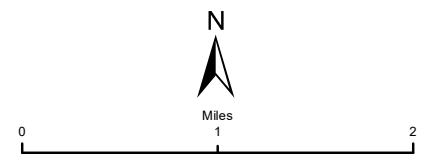


Santa Clarita Valley Water Agency Production Wells

Legend

- AQUIFER**
- W ALLUVIUM - WELL SITES
 - W SAUGUS - WELL SITES

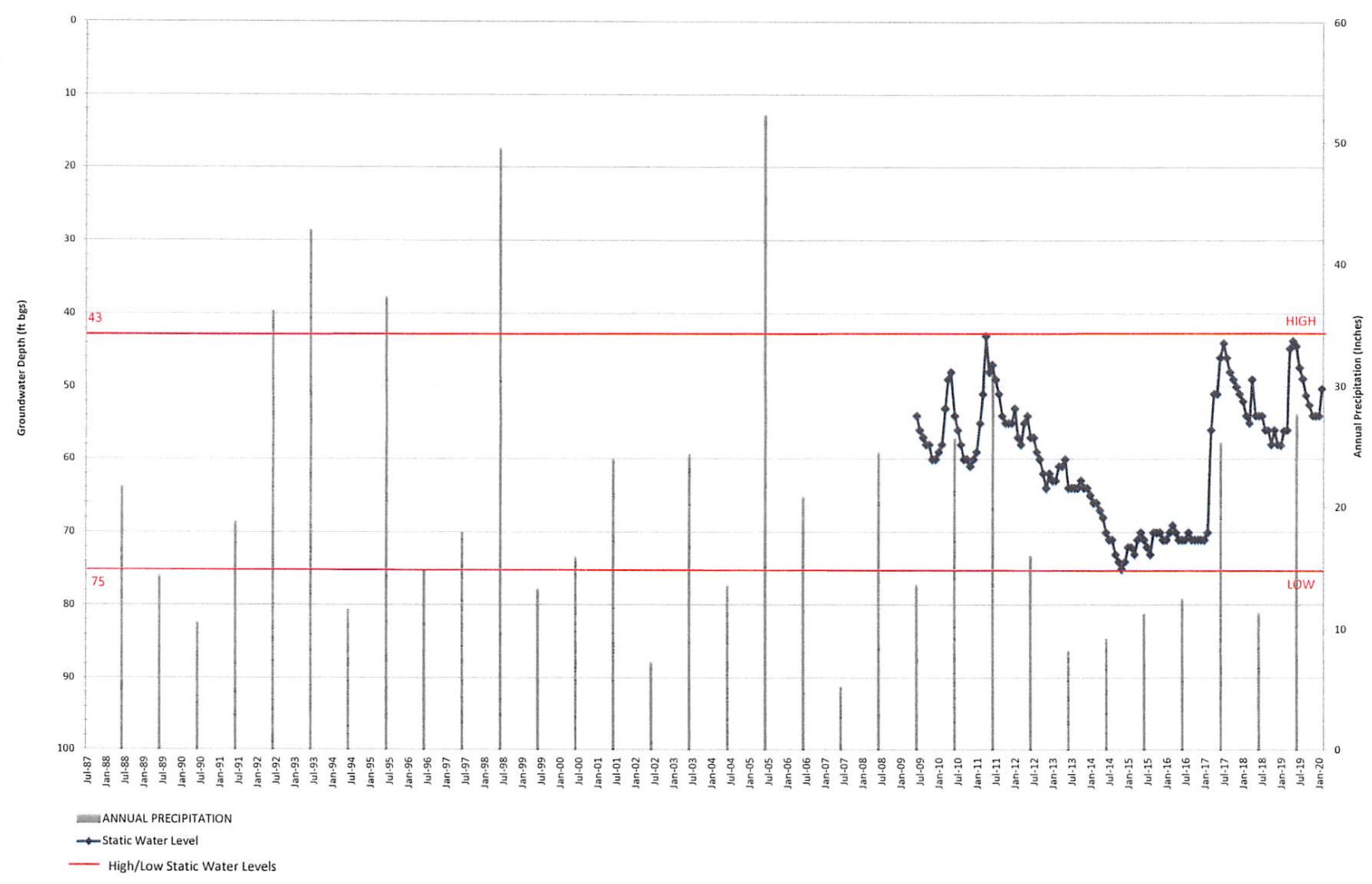
Created by
SCV Water GIS Dept.
21 Nov 2019



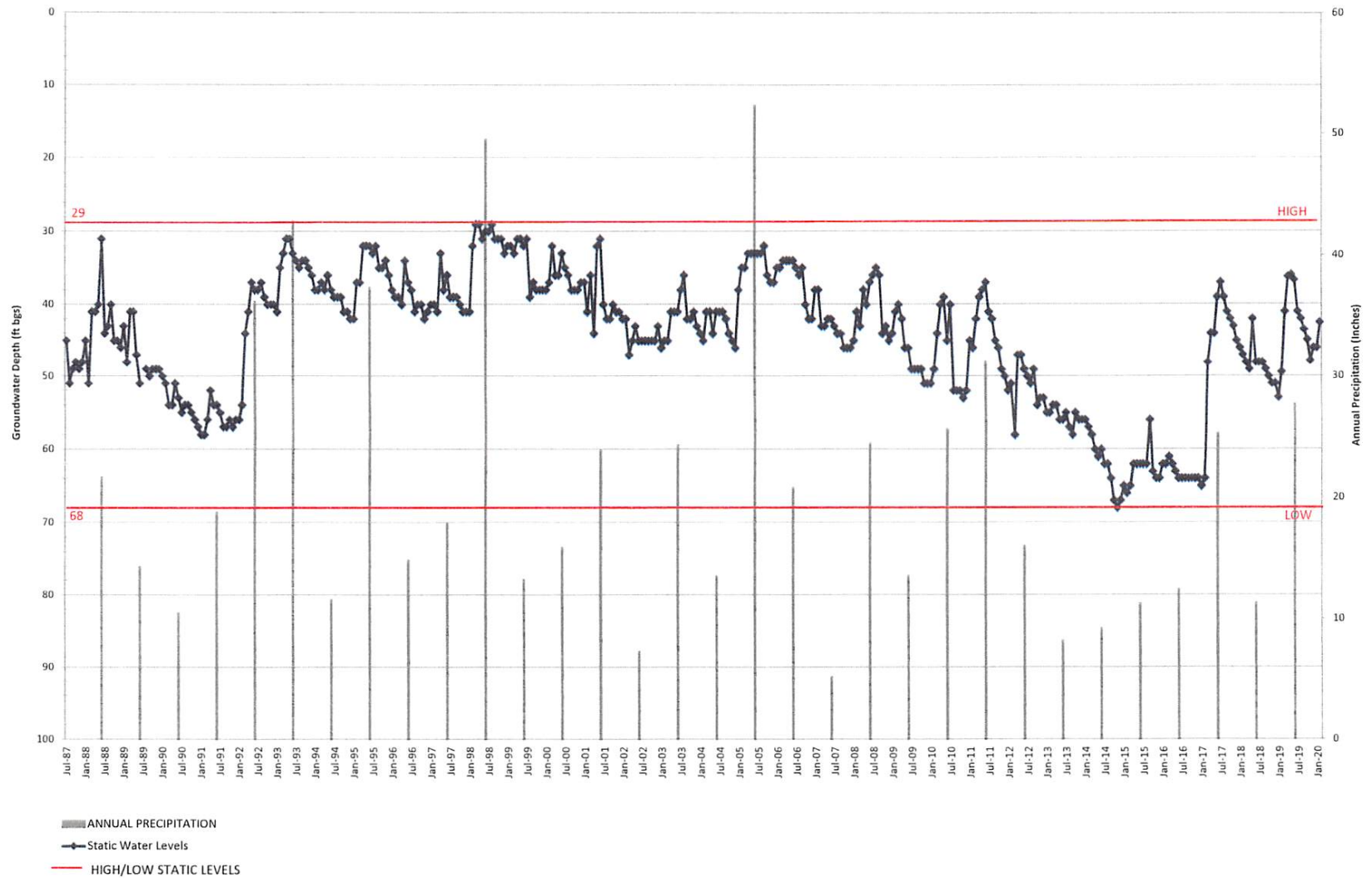
Sources: Esri, HERE, Garmin, Intermap, increment P Corp., GEBCO, USGS, FAO, NPS, NRCAN, GeoBase, IGN, Kadaster NL, Ordnance Survey, Esri Japan, METI, Esri China (Hong Kong), swisstopo, © OpenStreetMap contributors, and the GIS User Community

[This page intentionally left blank.]

SCV WATER WELL C7
STATIC WATER LEVEL VS PRECIPITATION



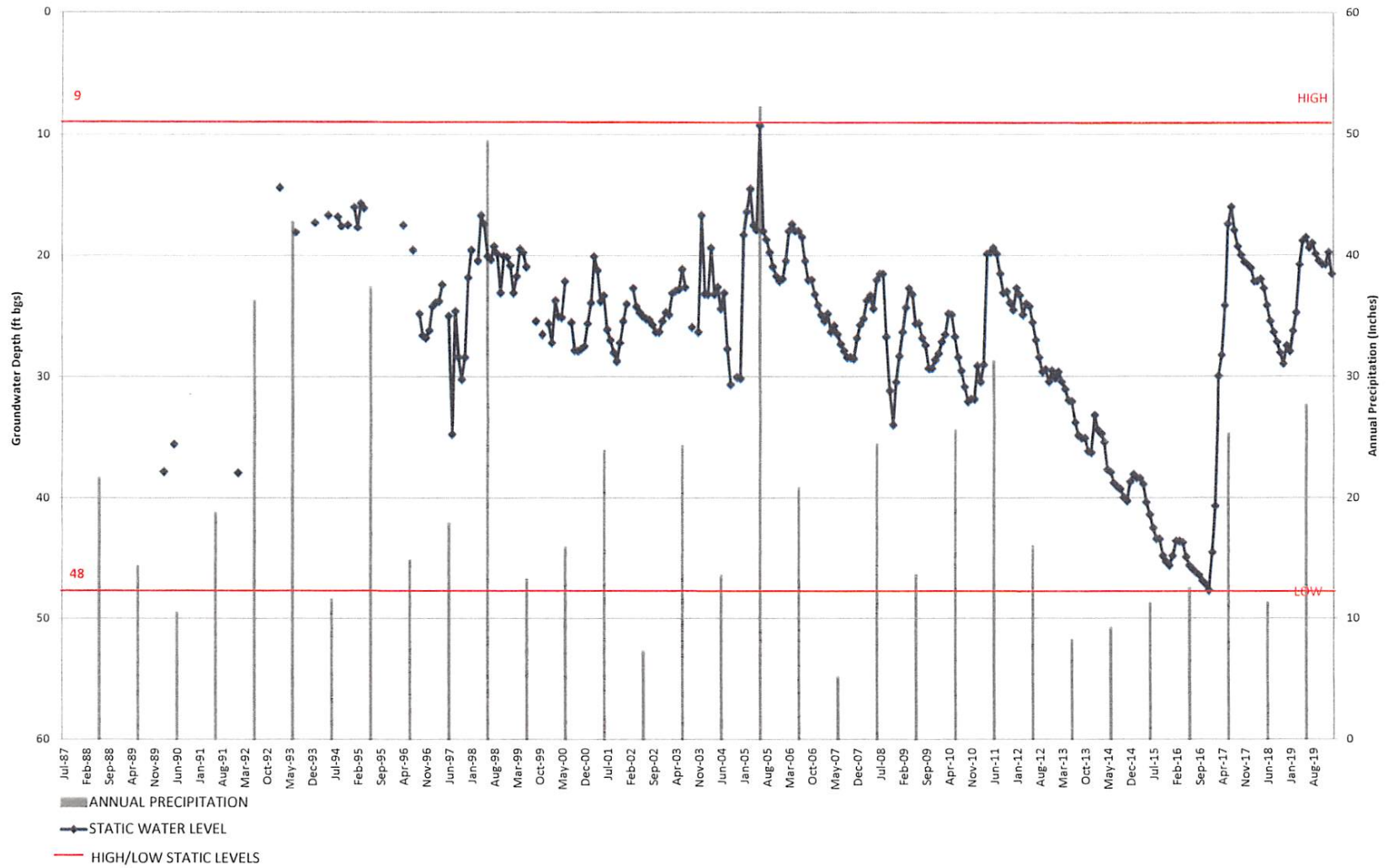
SCV WATER WELL C2
STATIC WATER LEVEL VS PRECIPITATION



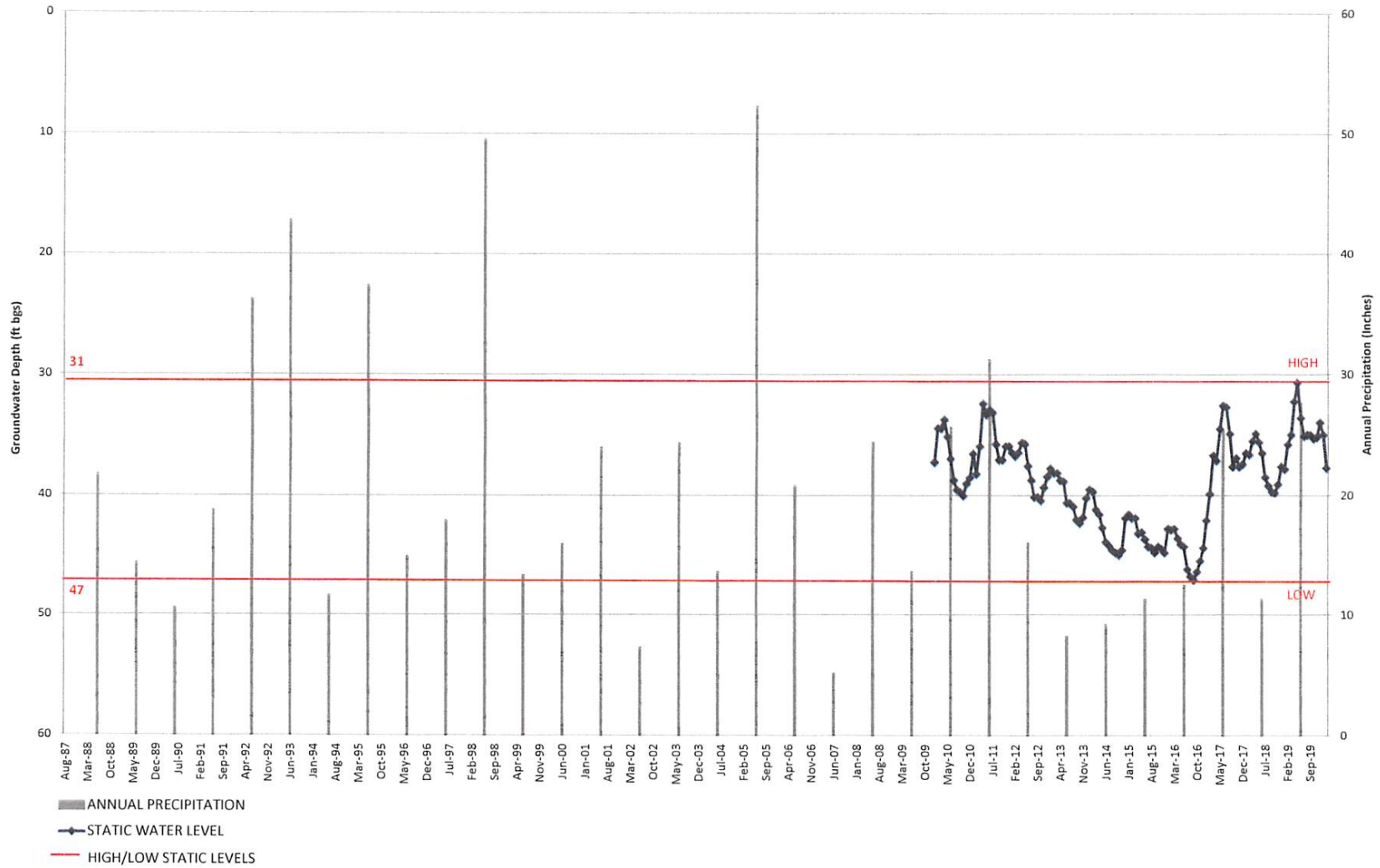
SCV WATER WELL C1
STATIC WATER LEVEL VS PRECIPITATION



SCV WATER WELL D
 STATIC WATER LEVEL VS PRECIPITATION



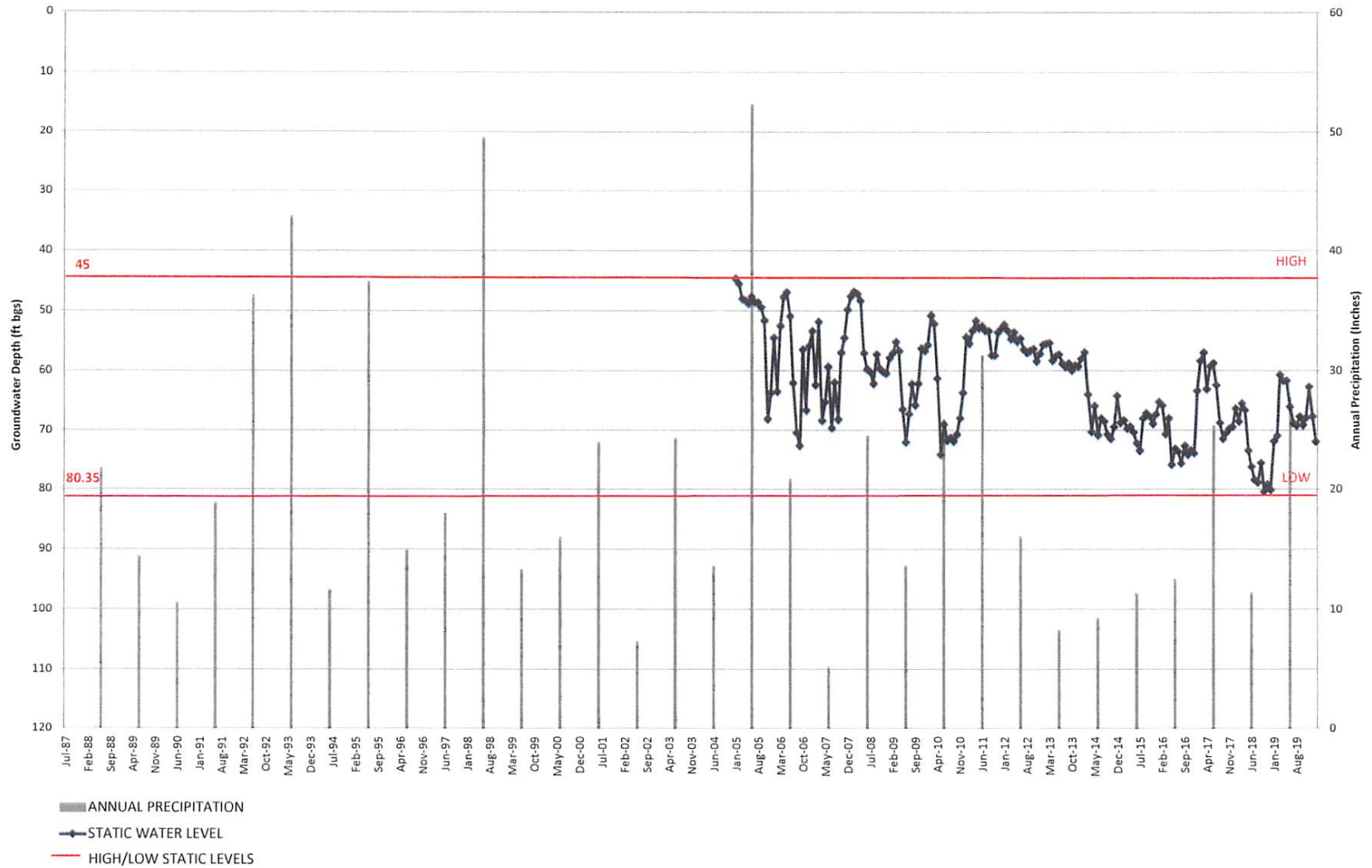
SCV WATER WELL E15
 STATIC WATER LEVEL VS. PRECIPITATION



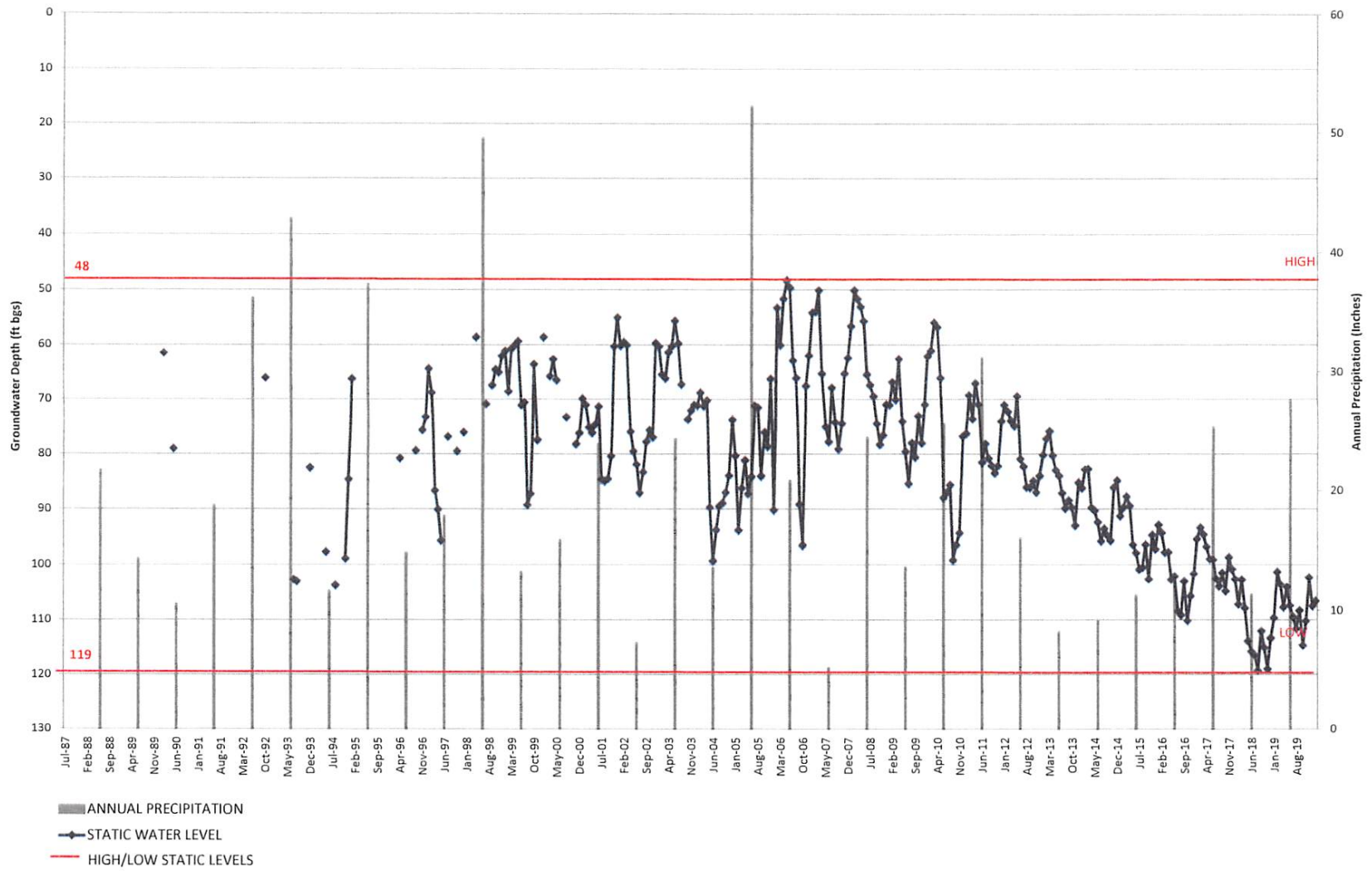
SCV WATER WELL 207
STATIC WATER LEVEL VS PRECIPITATION



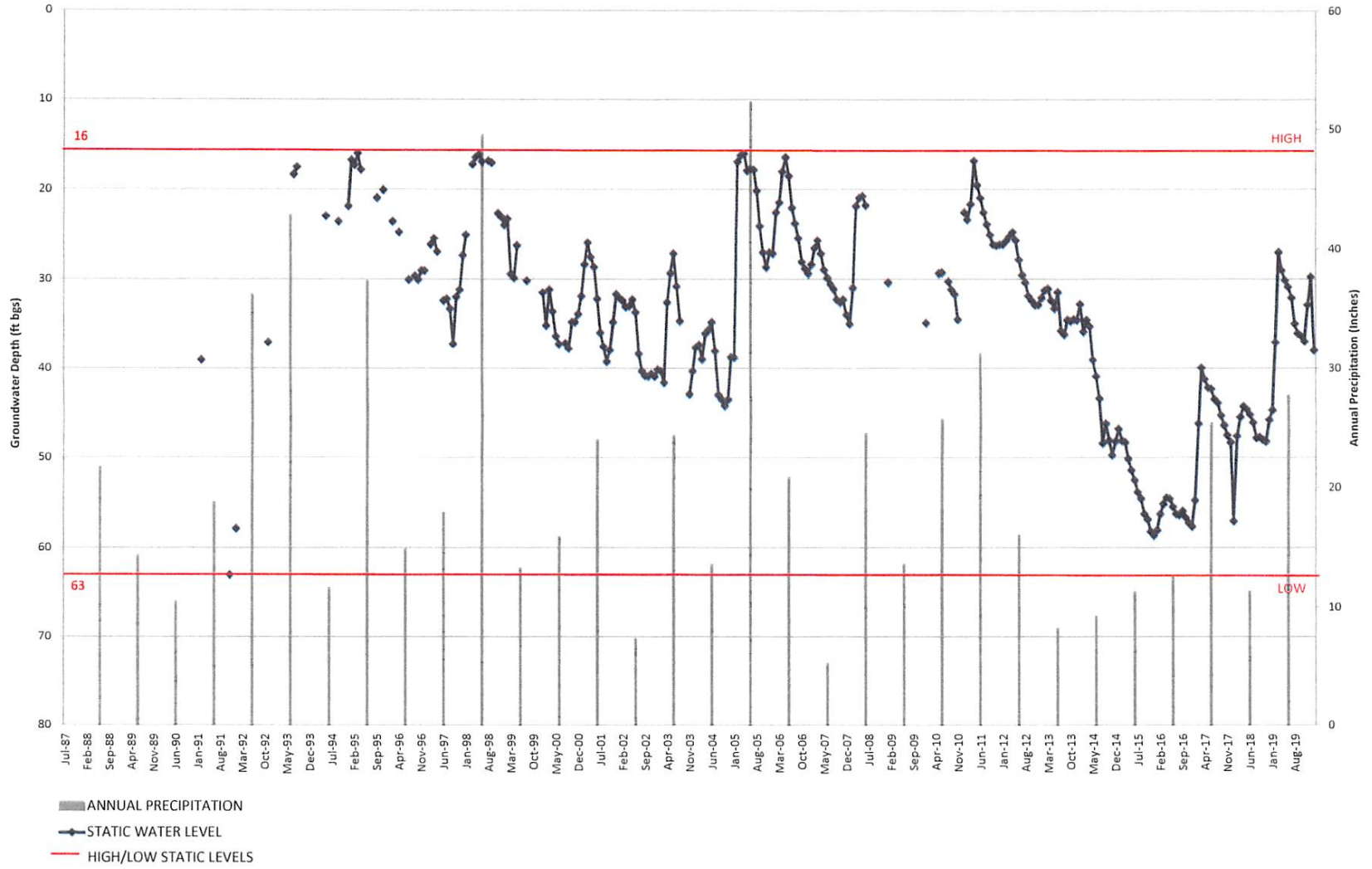
SCV WATER WELL 206
STATIC WATER LEVEL VS PRECIPITATION



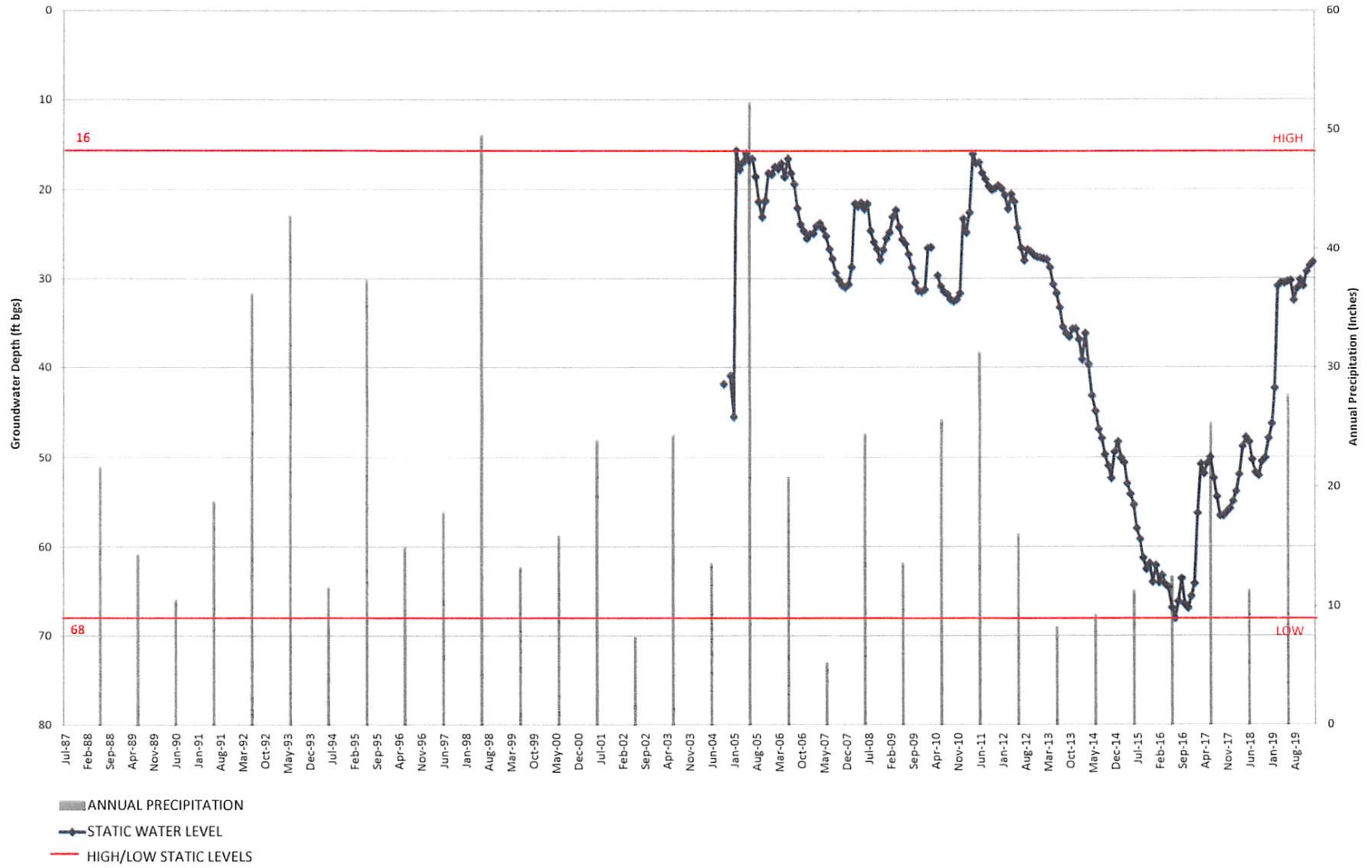
SCV WATER WELL 160
 STATIC WATER LEVEL VS PRECIPITATION



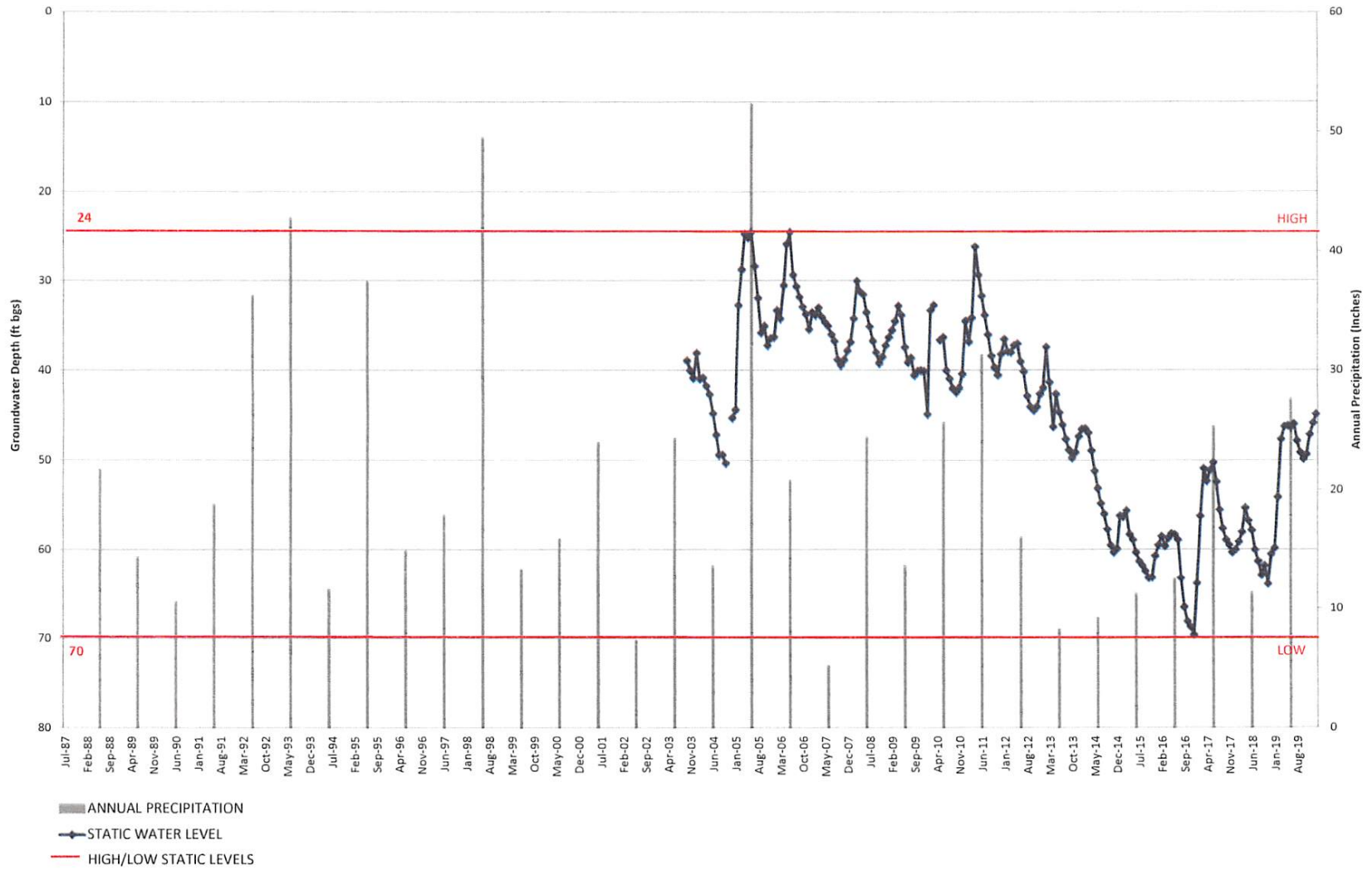
SCV WATER WELL W9
 STATIC WATER LEVEL VS PRECIPITATION



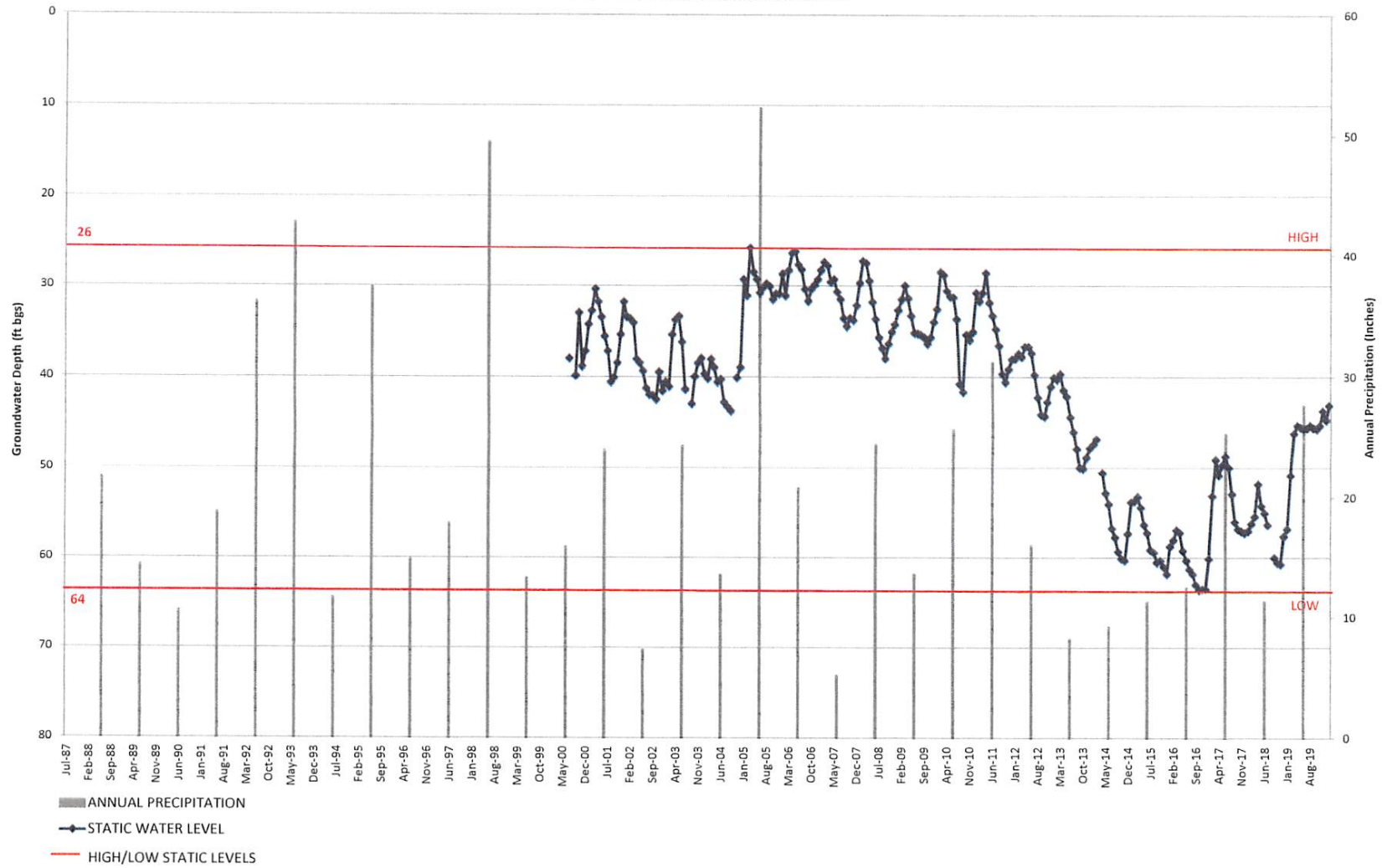
SCV WATER WELL W11
 STATIC WATER LEVEL PRECIPITATION



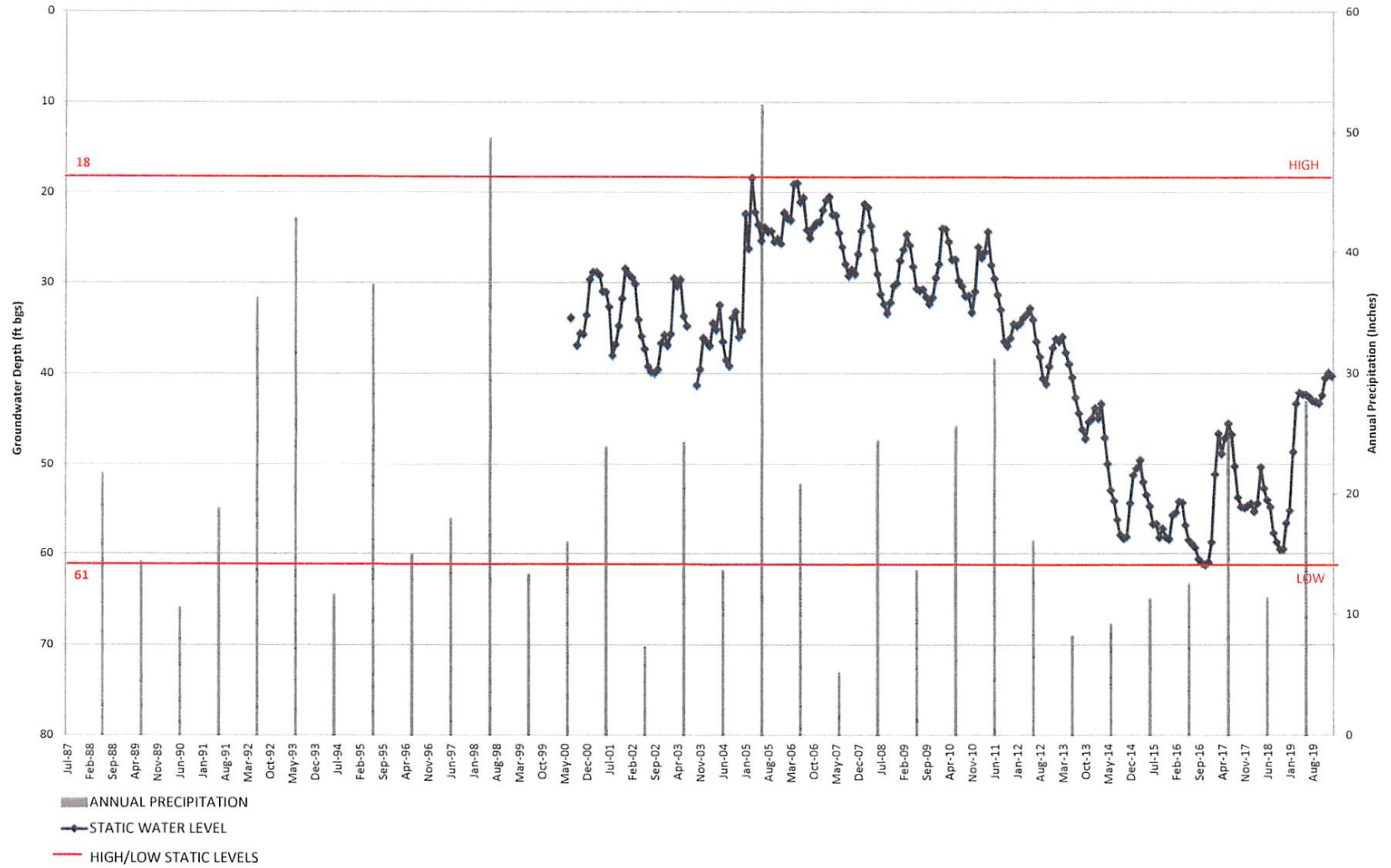
SCV WATER WELL W10
STATIC WATER LEVEL VS PRECIPITATION



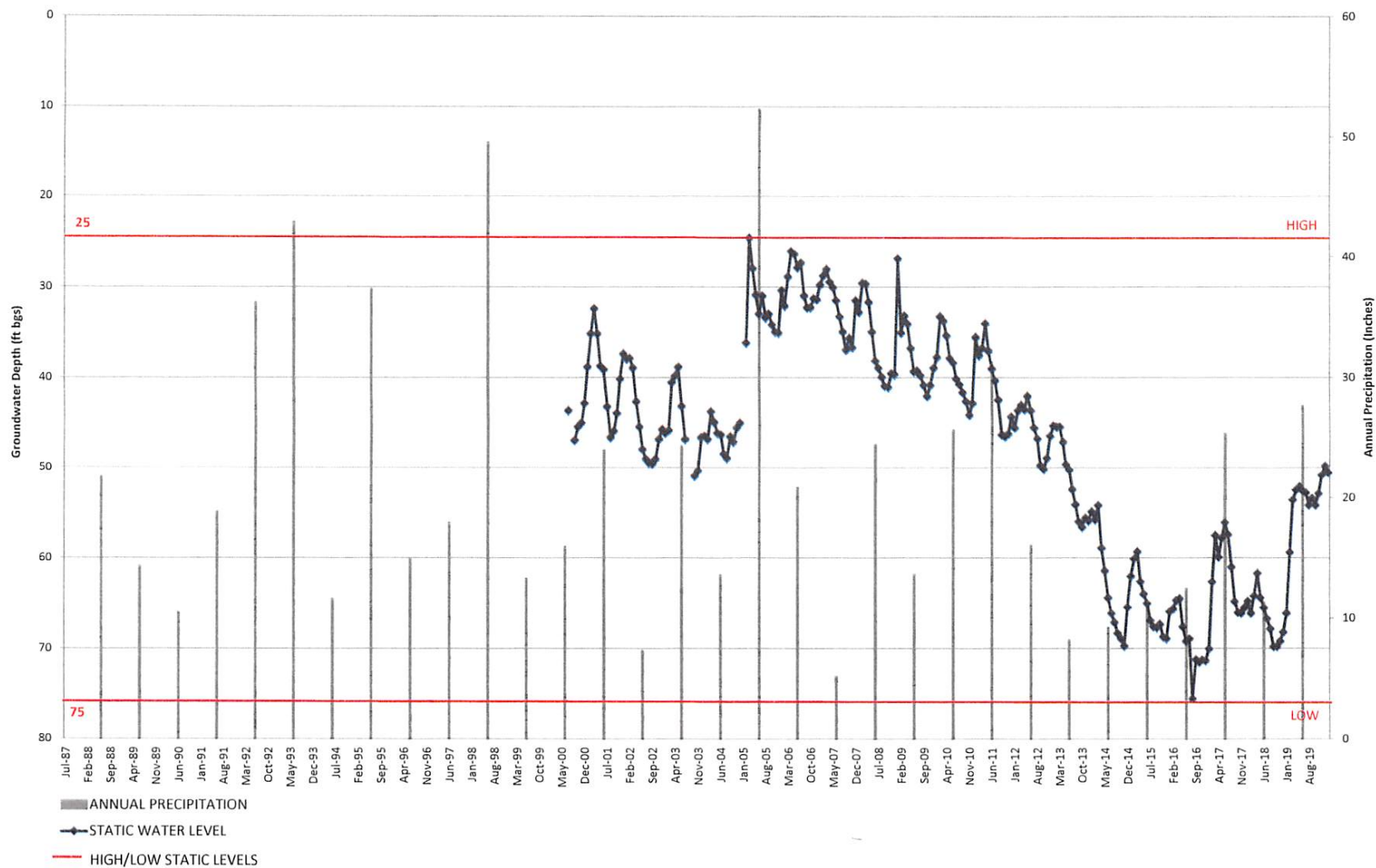
SCV WATER WELL S6
 STATIC WATER LEVEL VS PRECIPITATION



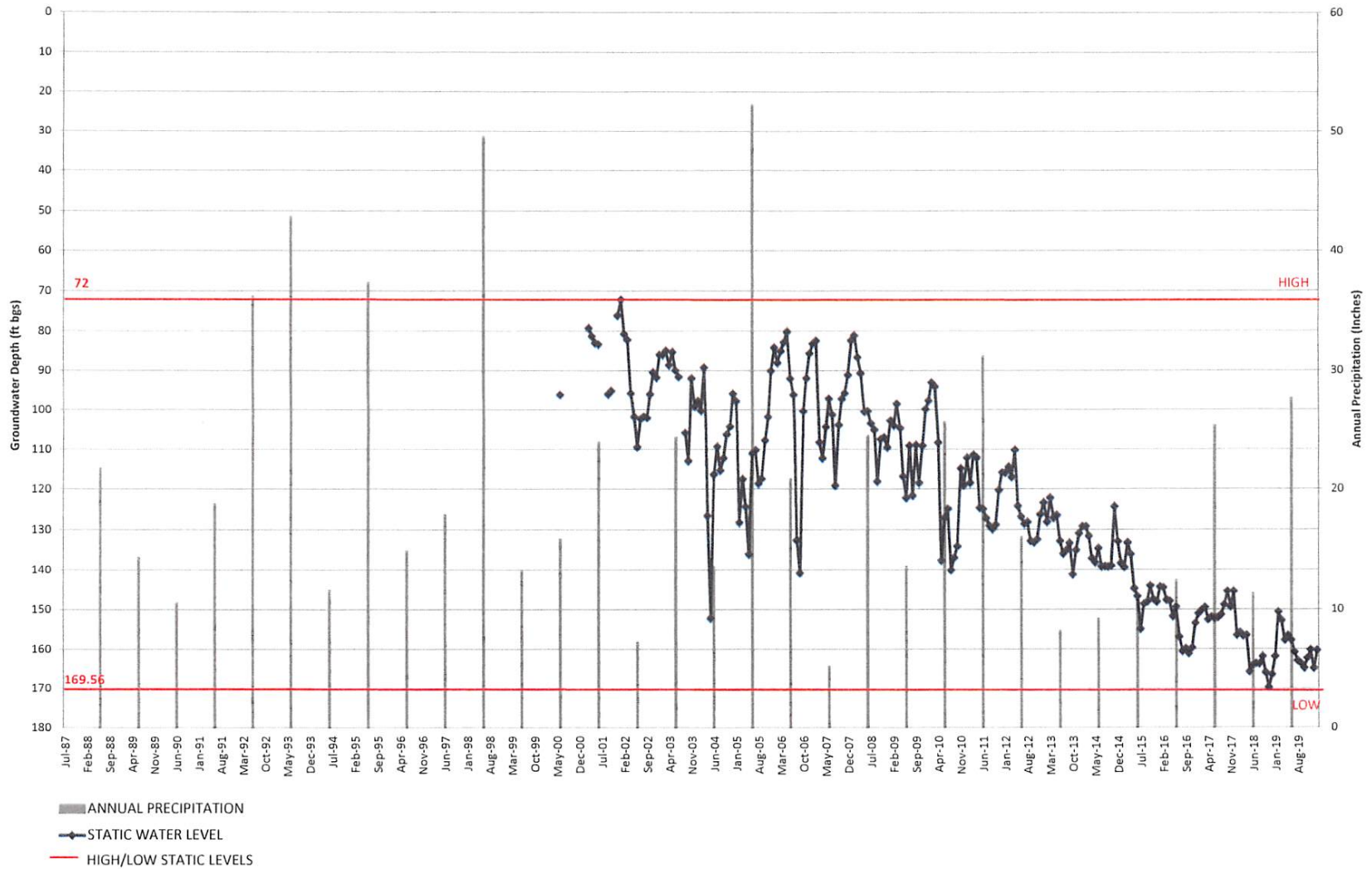
SCV WATER WELL S7
 STATIC WATER LEVEL VS PRECIPITATION



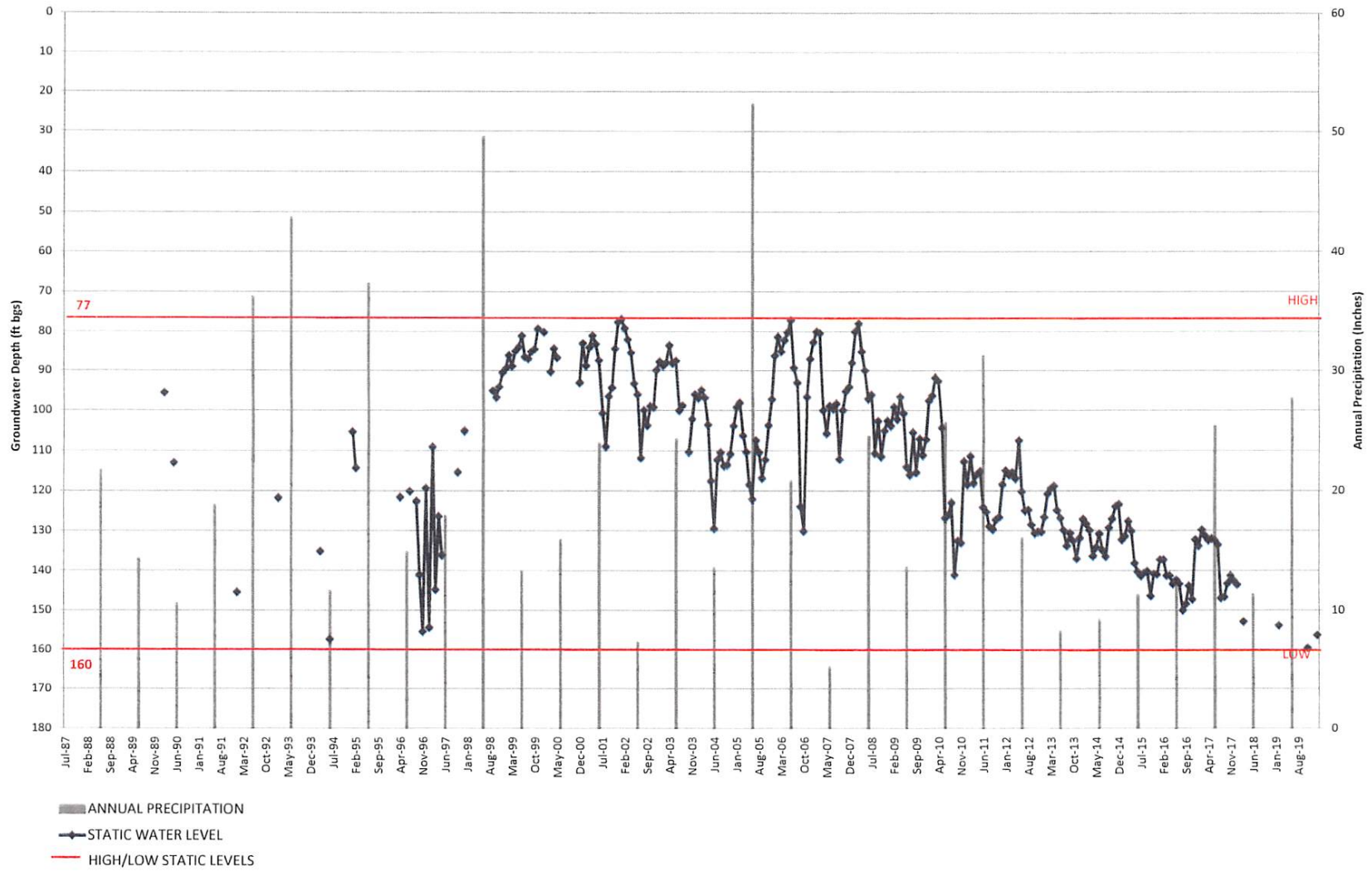
SCV WATER WELL S8
 STATIC WATER LEVEL VS PRECIPITATION



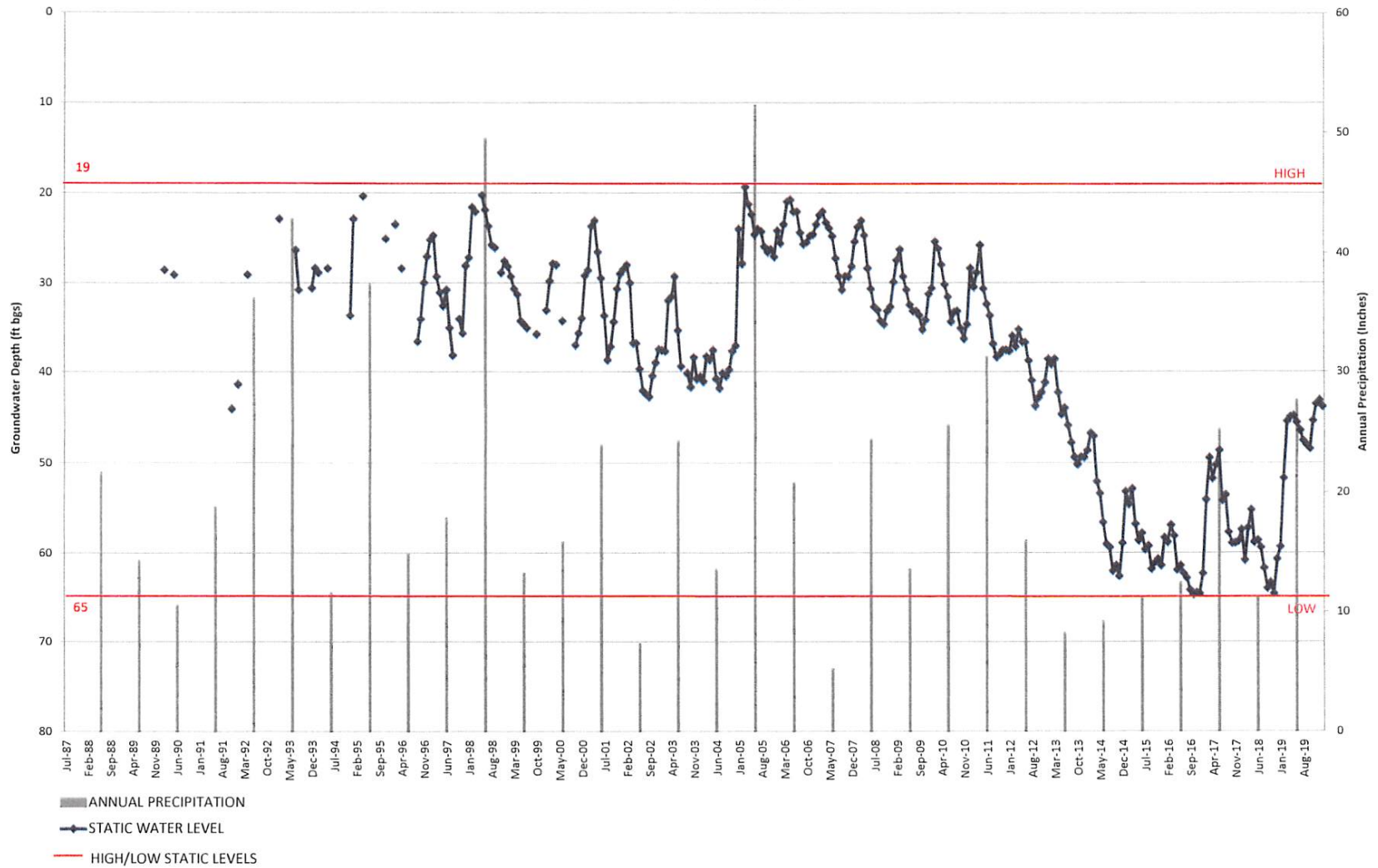
SCV WATER WELL 205
 STATIC WATER LEVEL VS PRECIPITATION



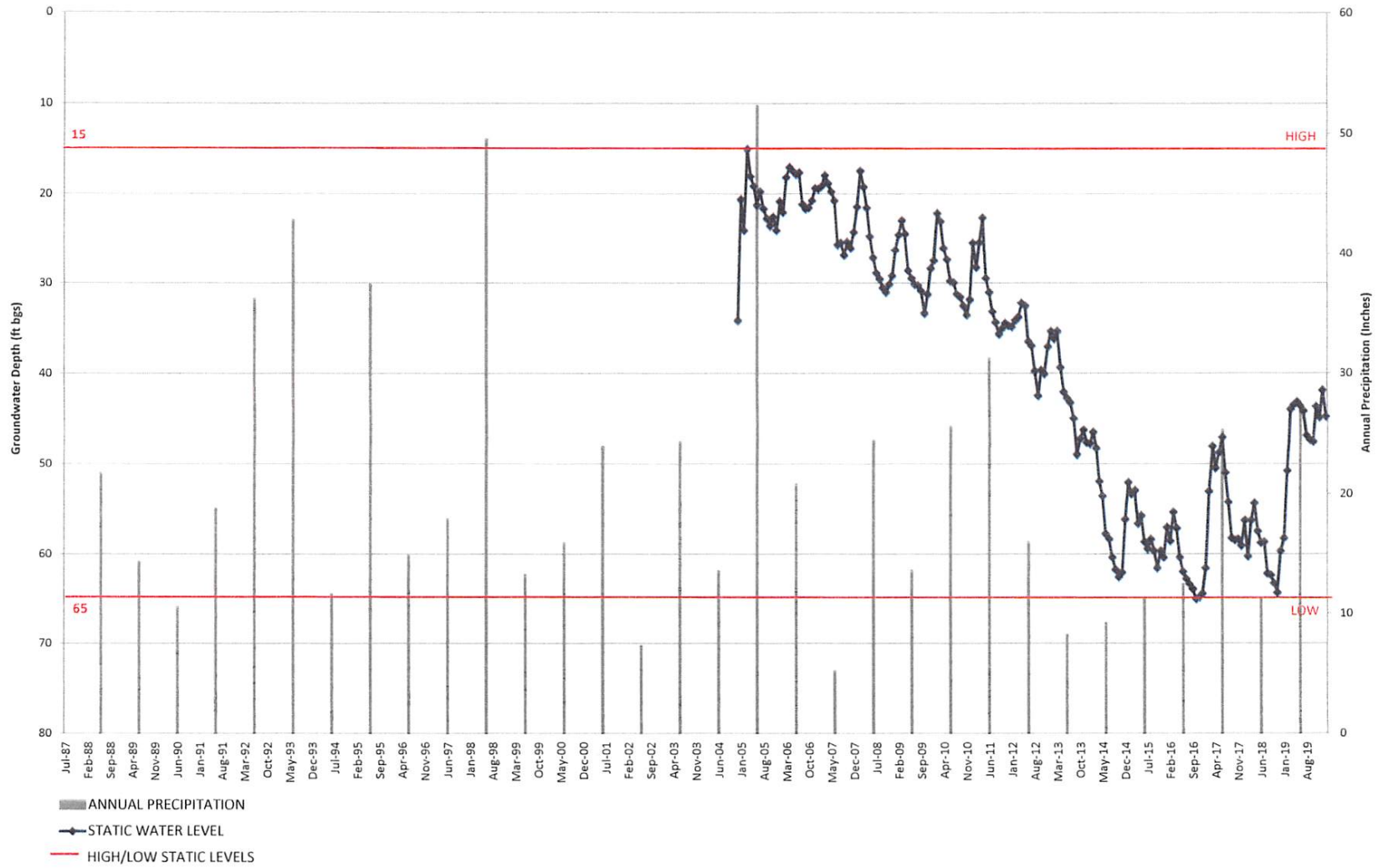
SCV WATER WELL 201
 STATIC WATER LEVEL VS PRECIPITATION



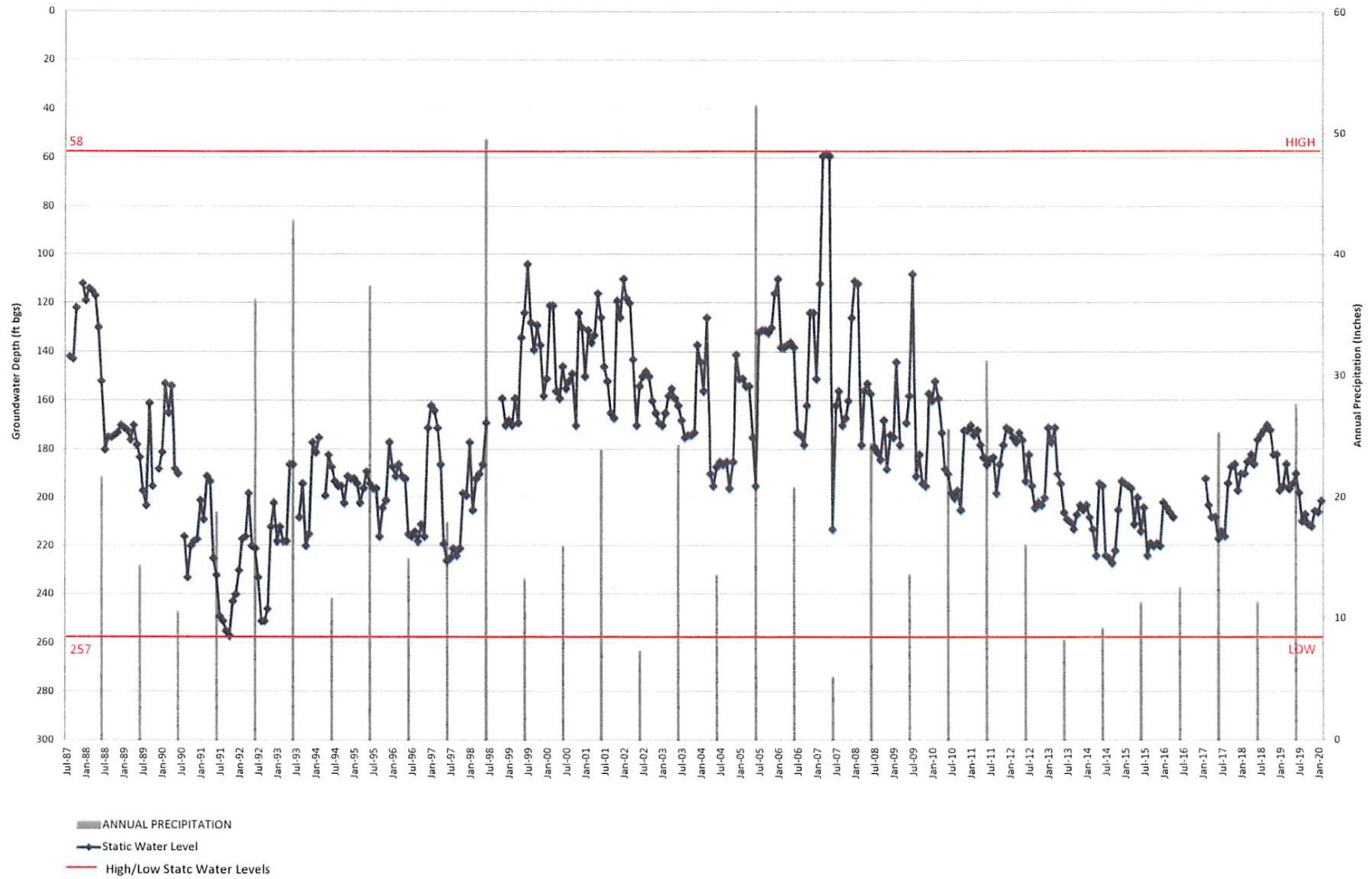
SCV WATER WELL N
 STATIC WATER LEVEL VS PRECIPITATION



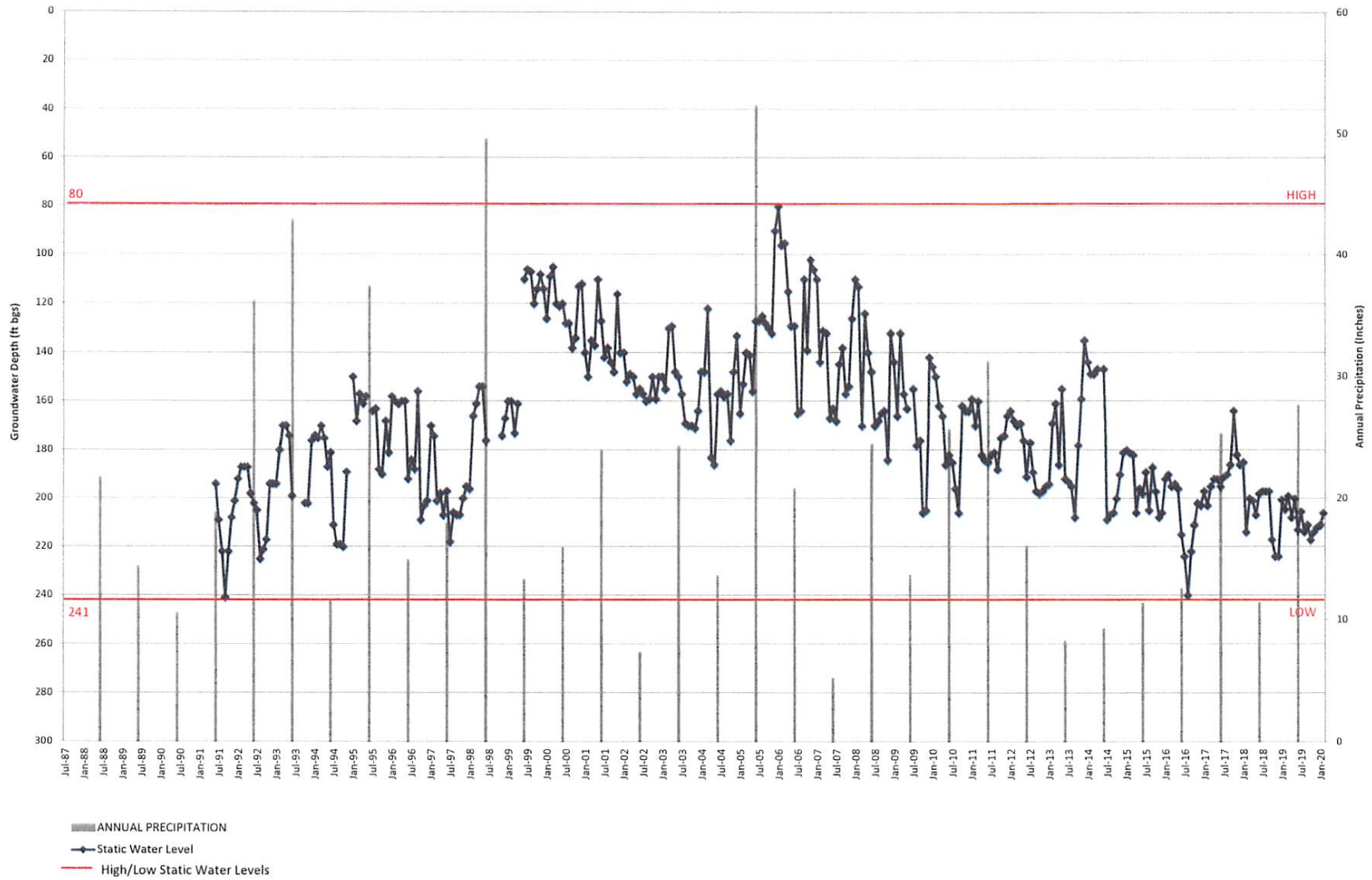
SCV WATER WELL N7
 STATIC WATER LEVEL VS PRECIPITATION



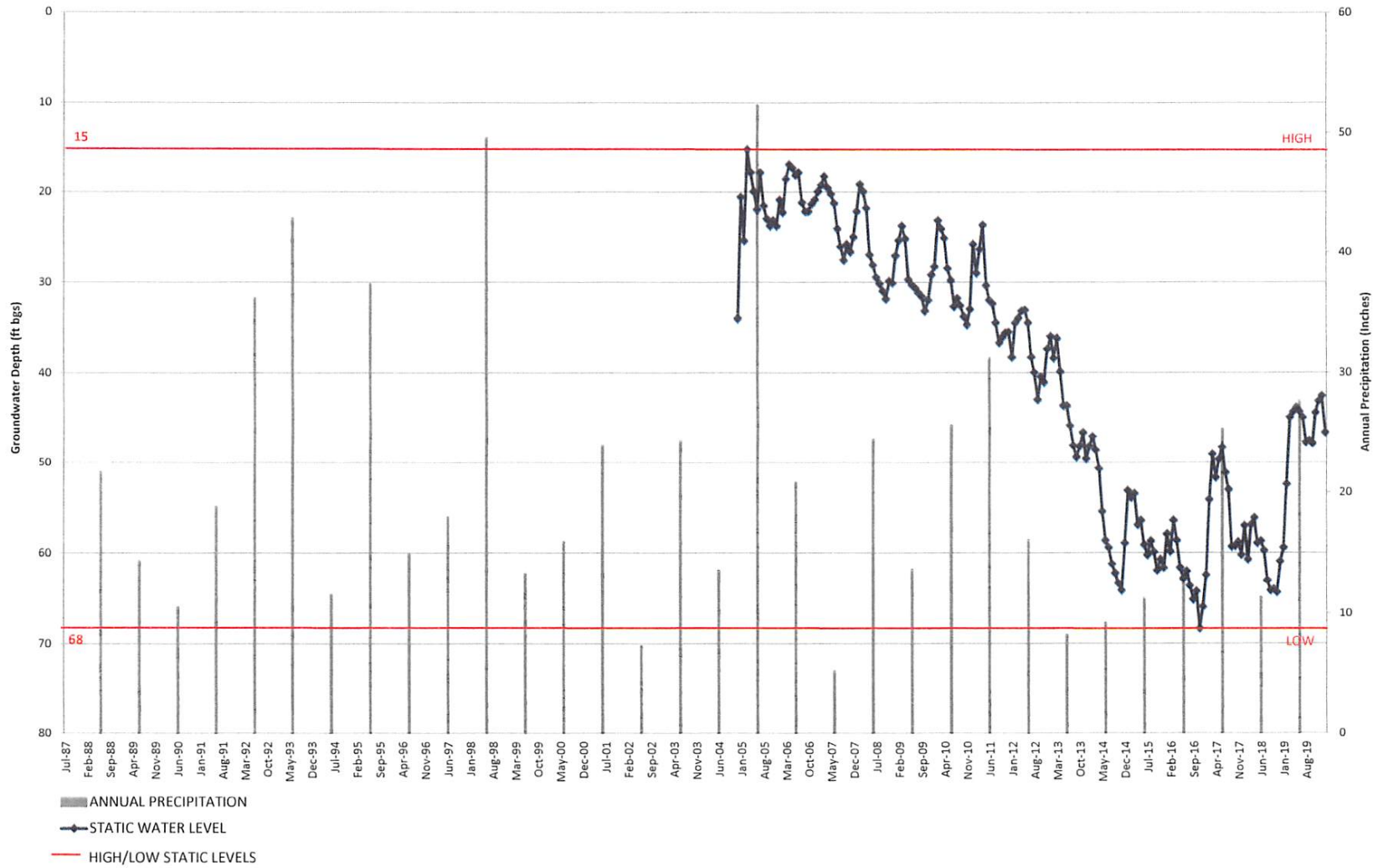
SCV WATER WELL N12
STATIC WATER LEVEL VS PRECIPITATION



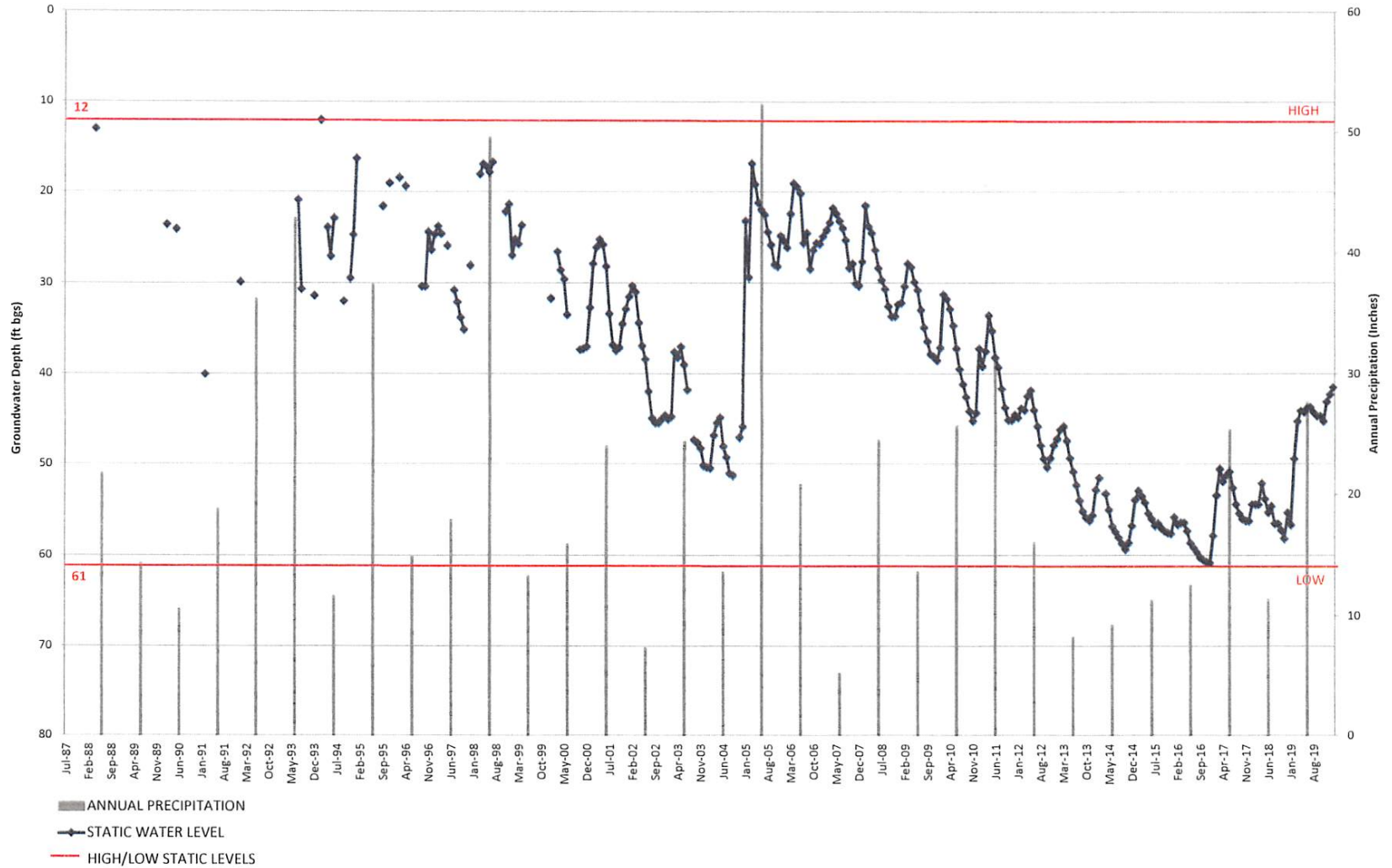
SCV WATER WELL N13
STATIC WATER LEVEL VS PRECIPITATION



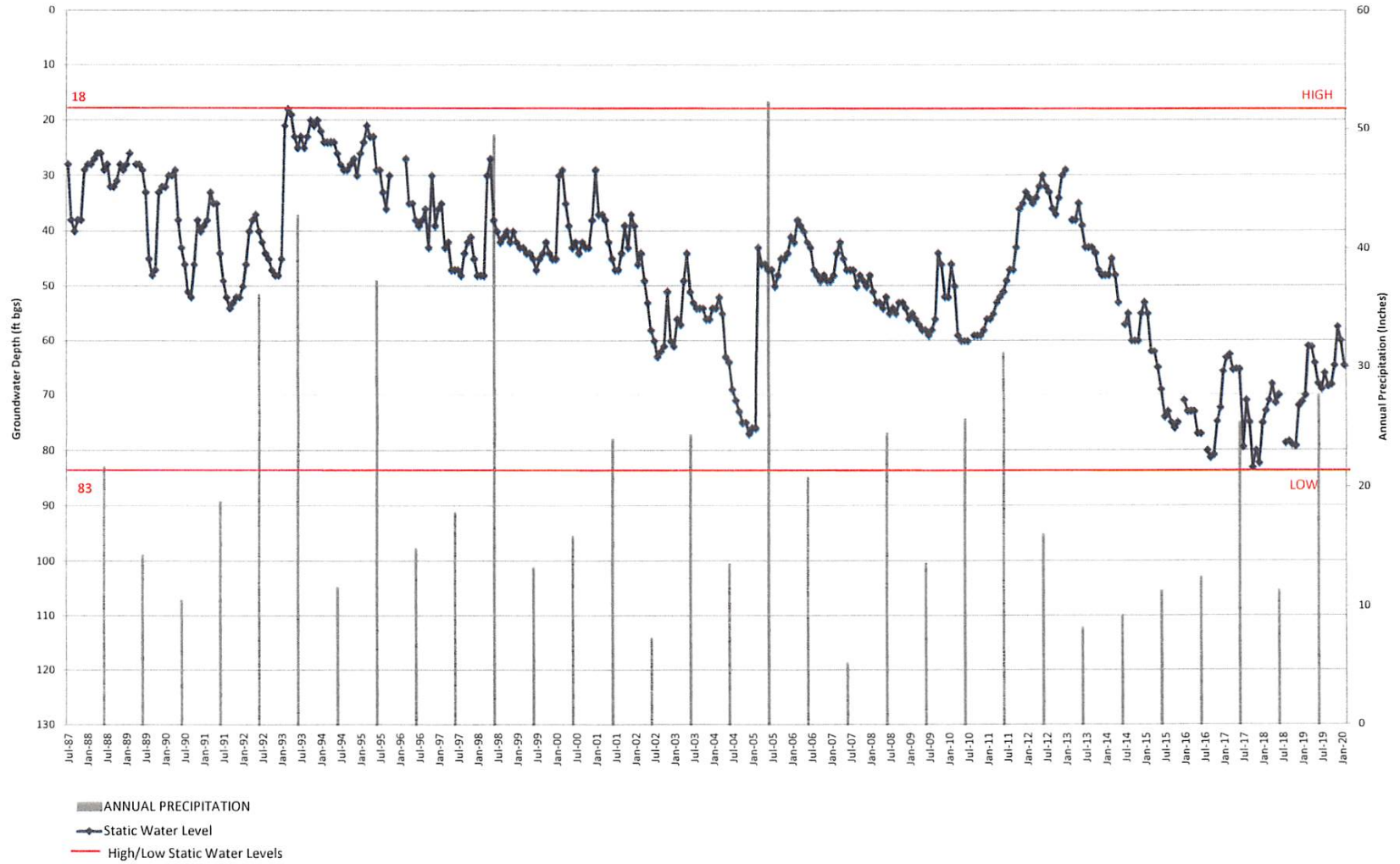
SCV WATER WELL N8
 STATIC WATER LEVEL VS PRECIPITATION



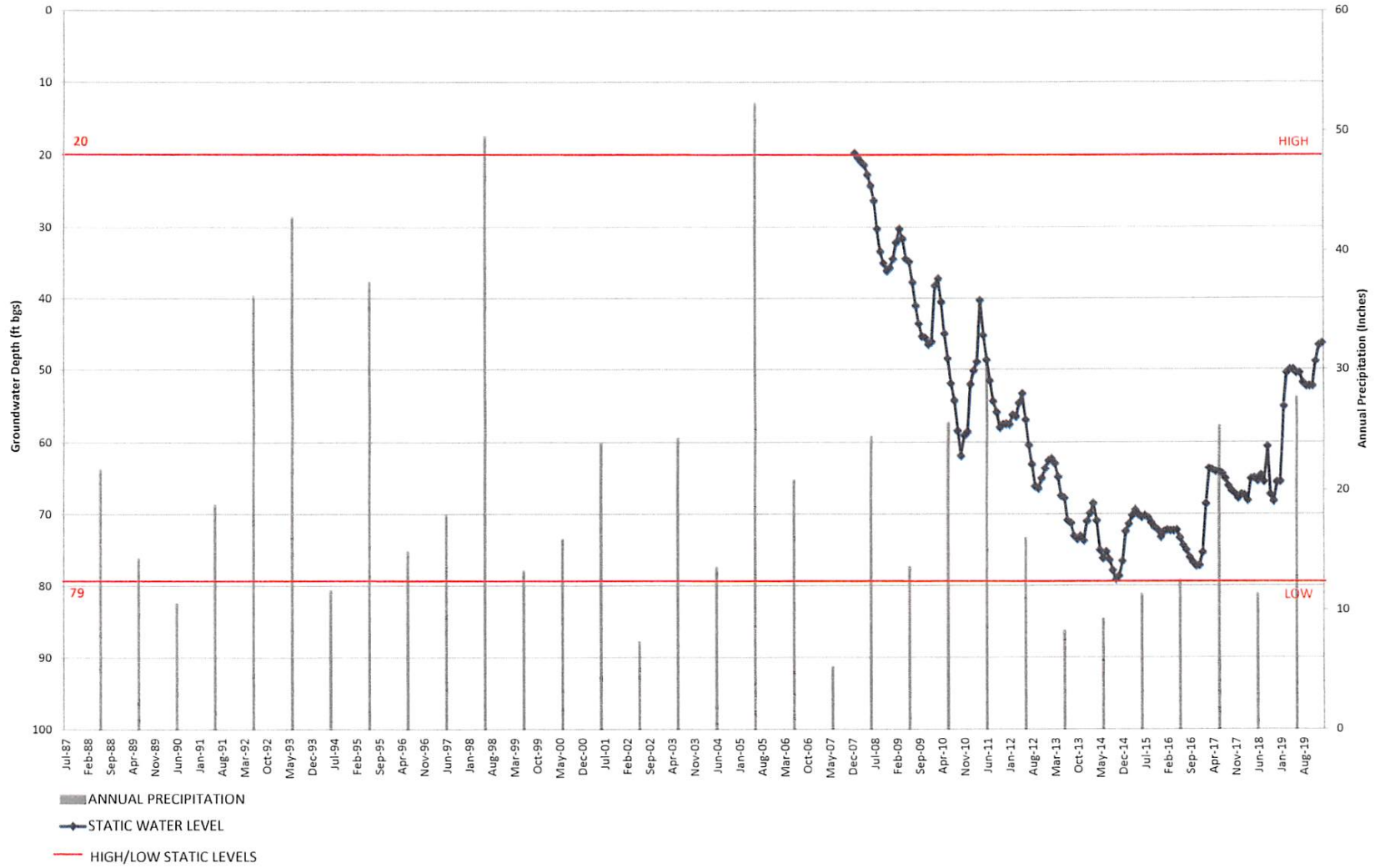
SCV WATER WELL Q2
STATIC WATER LEVEL VS PRECIPITATION



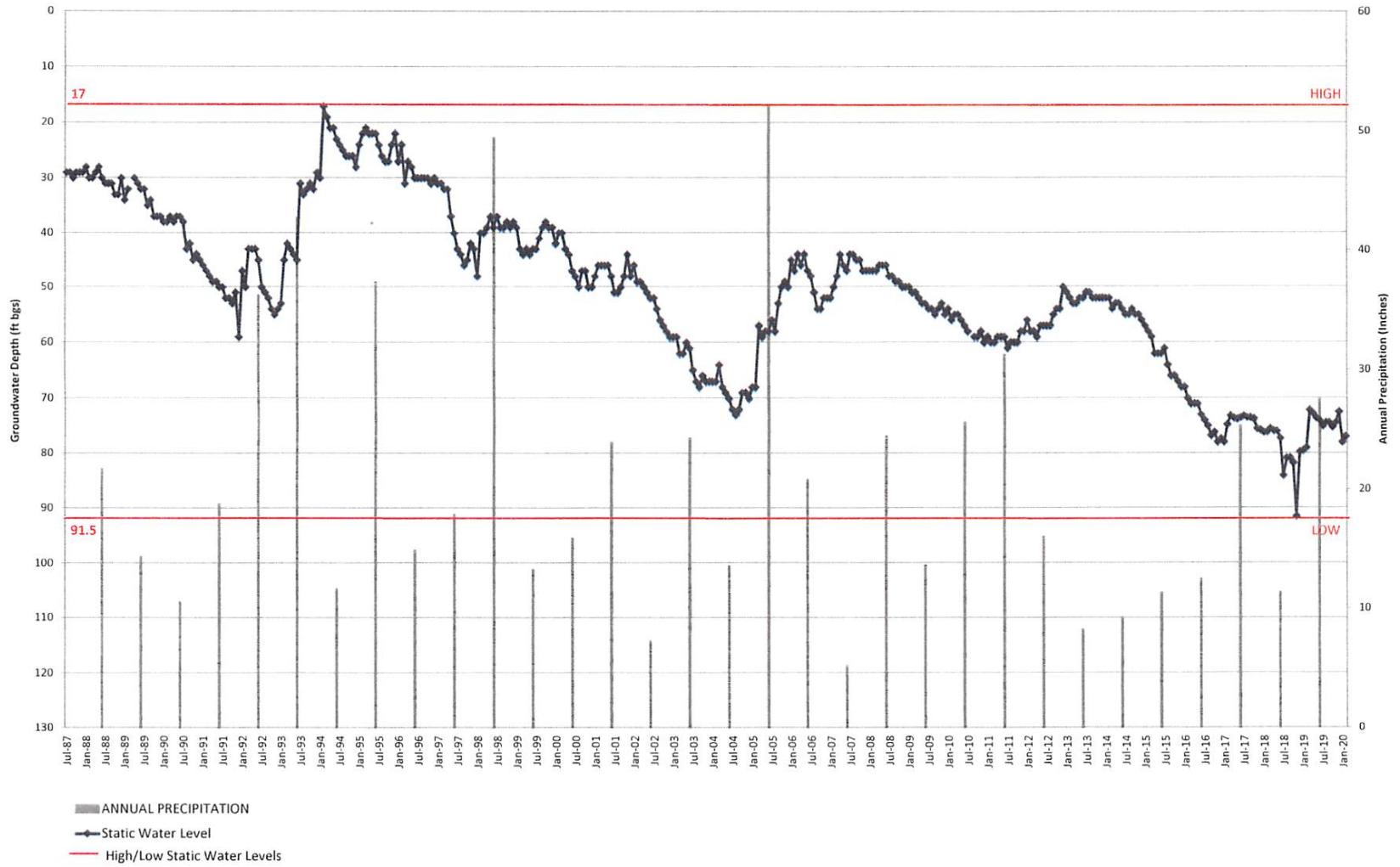
SCV WATER WELL GUIDA #14
STATIC WATER LEVEL VS PRECIPITATION



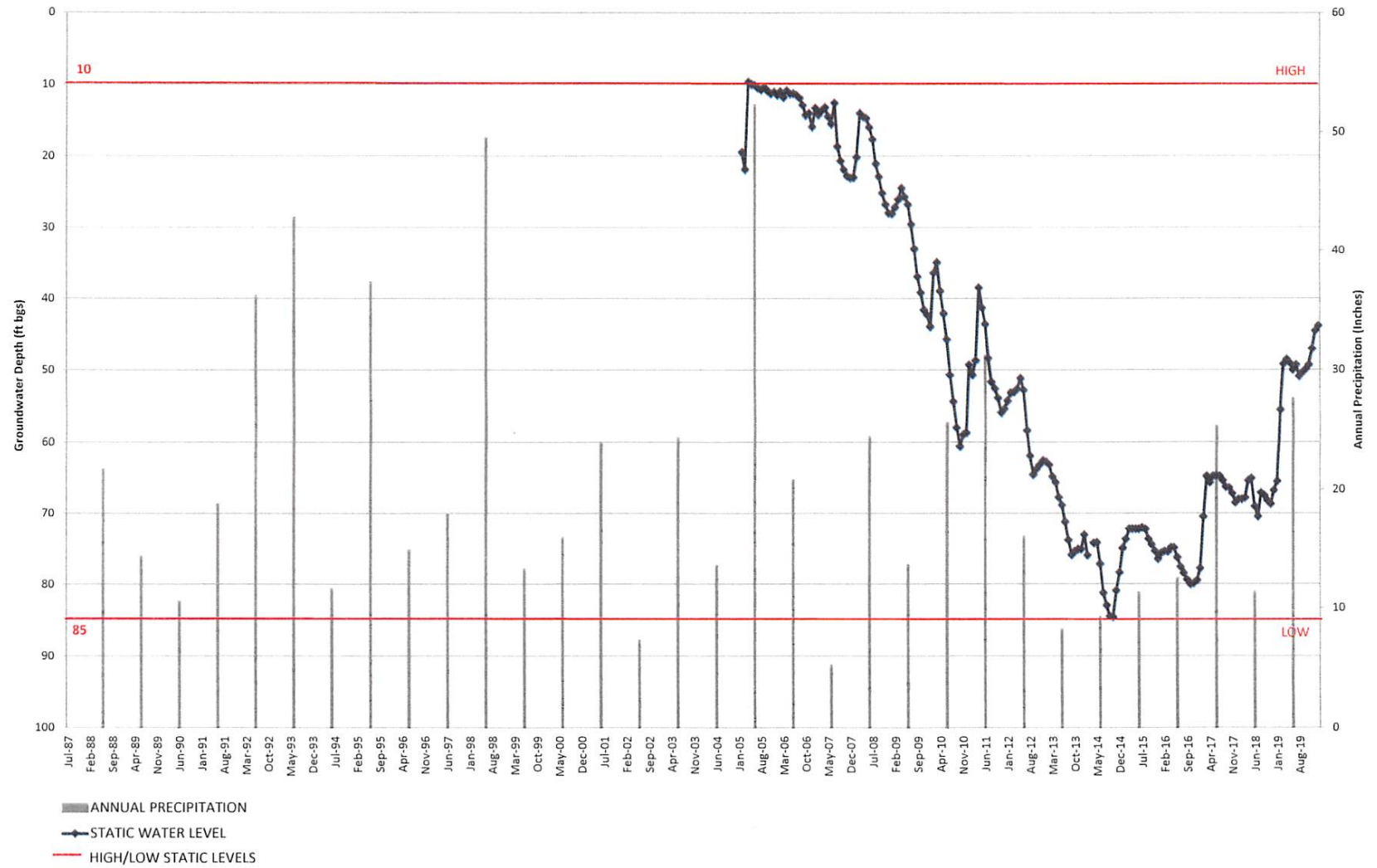
SCV WATER WELL T7
STATIC WATER LEVEL VS PRECIPITATION



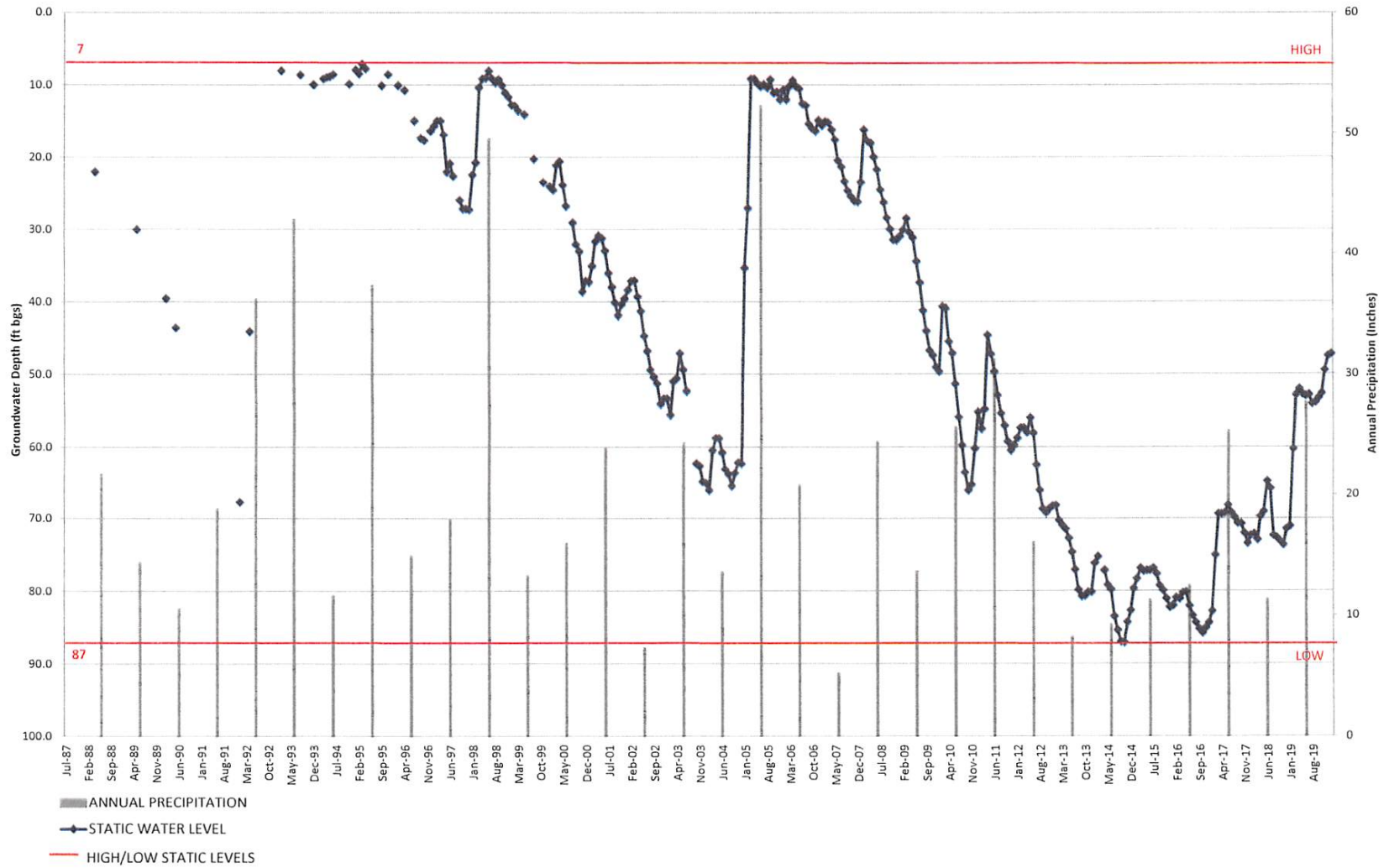
SCV WATER WELL CLARK #15
STATIC WATER LEVEL VS PRECIPITATION



SCV WATER WELL U6
 STATIC WATER LEVEL VS PRECIPITATION



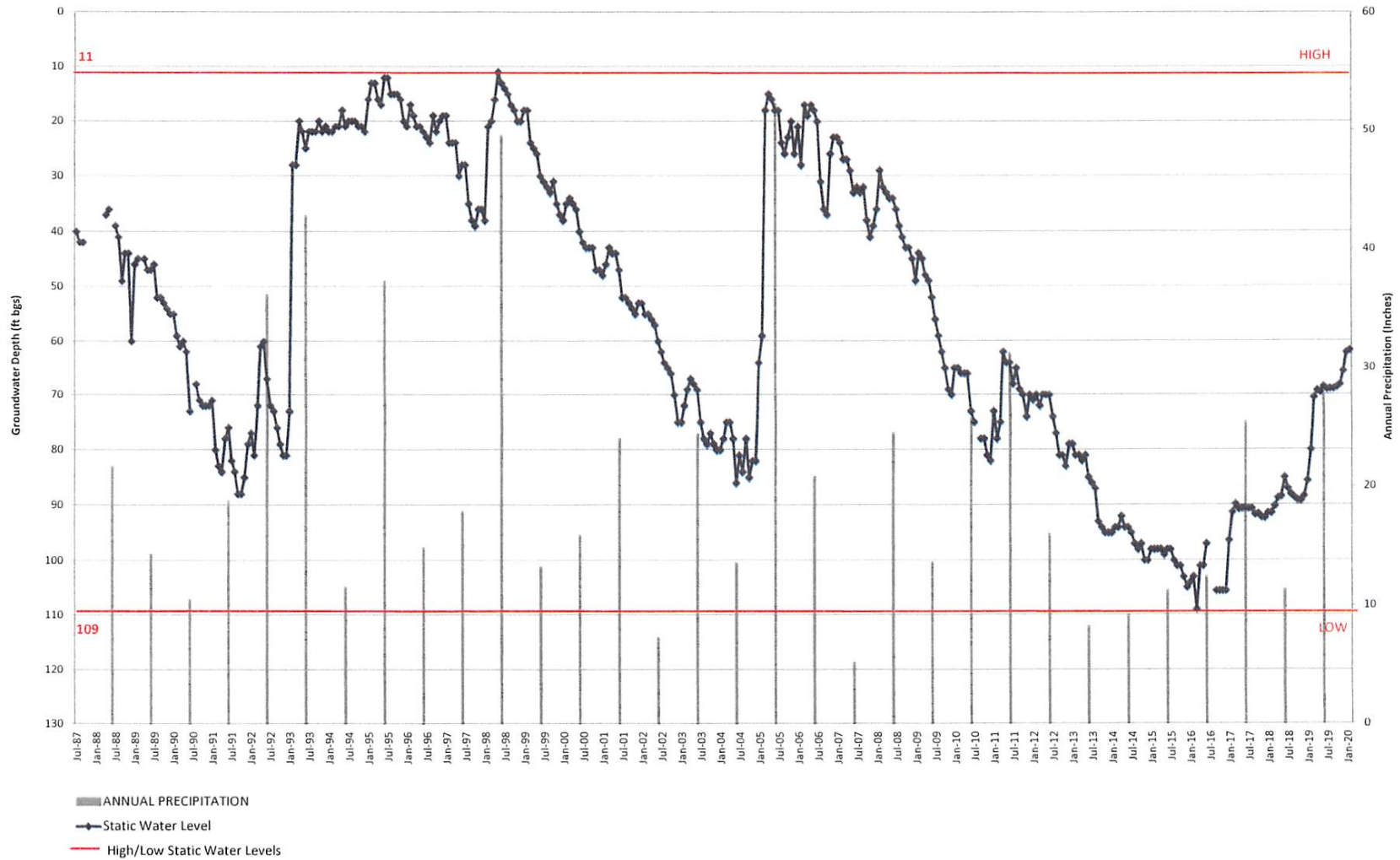
SCV WATER WELL U4
 STATIC WATER LEVEL VS PRECIPITATION



SCV WATER WELL VALLEY CENTER
 STATIC WATER LEVEL VS PRECIPITATION



SCV WATER WELL HONBY #12
 STATIC WATER LEVEL VS PRECIPITATION



SCV WATER WELL SANTA CLARA
 STATIC WATER LEVEL VS PRECIPITATION



SCV WATER WELL NORTH OAKS CENTRAL #8
 STATIC WATER LEVEL VS. PRECIPITATION



SCV WATER WELL NORTH OAKS WEST #9
 STATIC WATER LEVEL VS PRECIPITATION



SCV WATER WELL NORTH OAKS EAST #7
 STATIC WATER LEVEL VS PRECIPITATION



SCV WATER WELL SIERRA #6
 STATIC WATER LEVEL VS PRECIPITATION



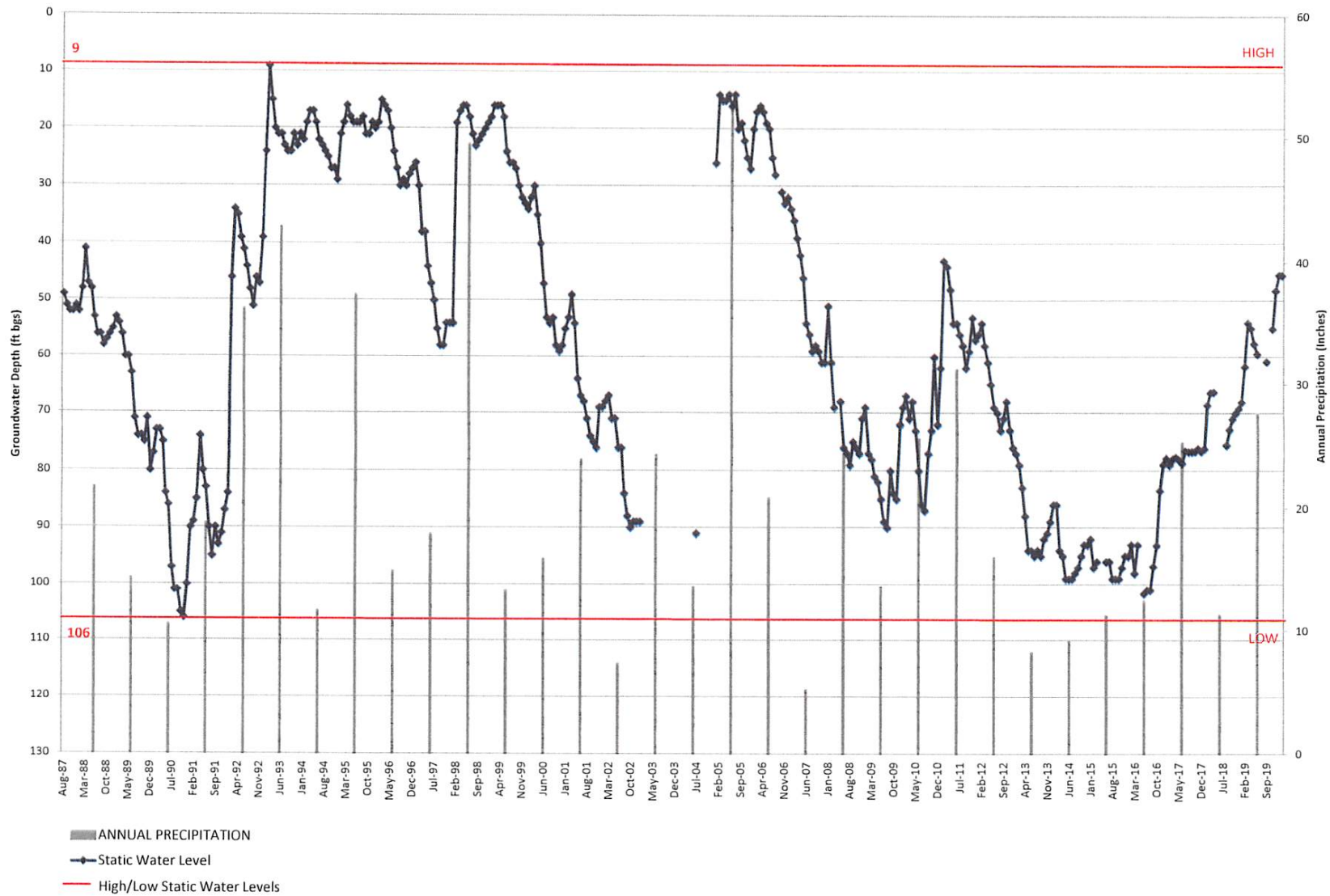
SCV WATER WELL MITCHELL #5A
 STATIC WATER LEVEL VS PRECIPITATION



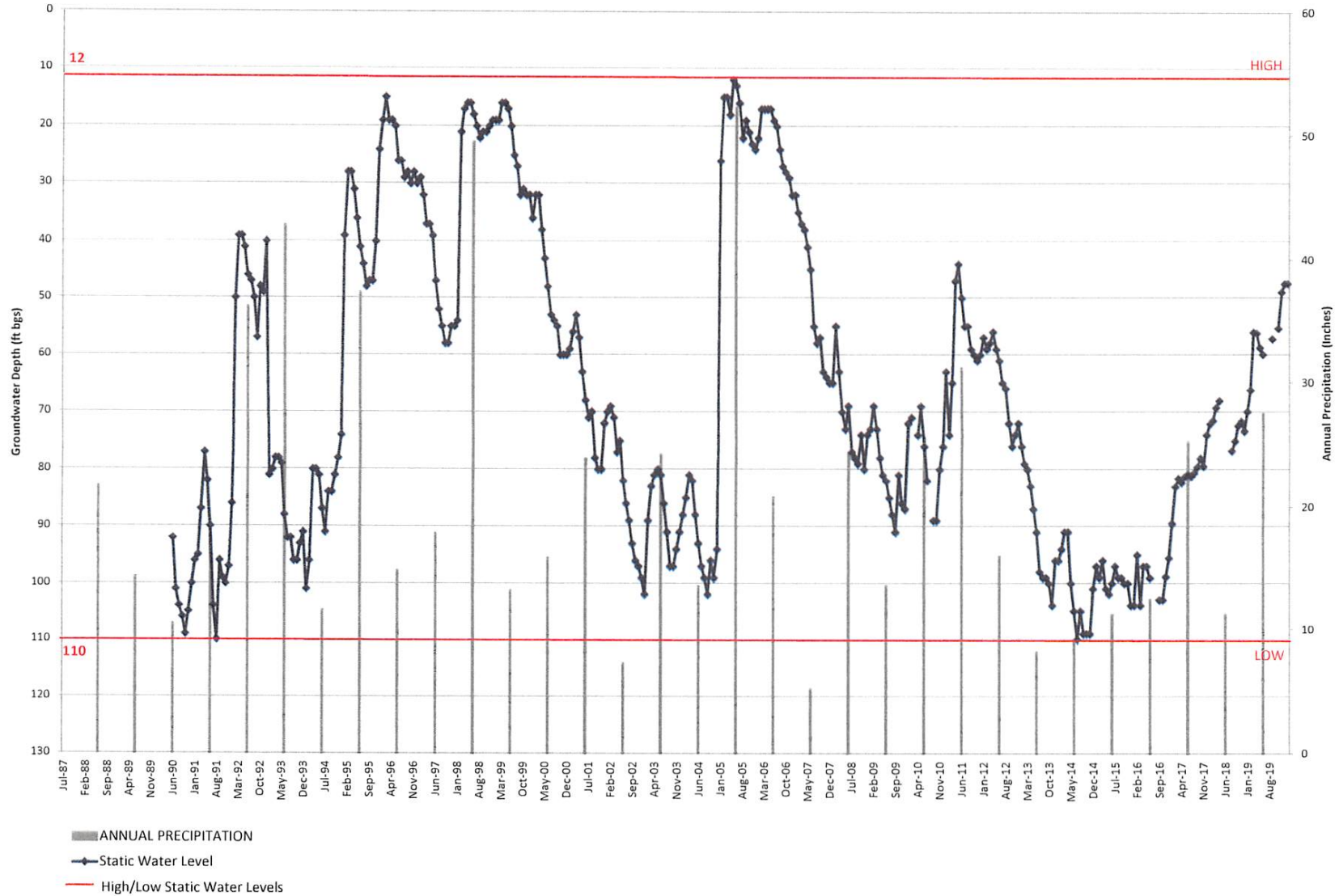
SCV WATER WELL MITCHELL #5B
 STATIC WATER LEVEL VS PRECIPITATION



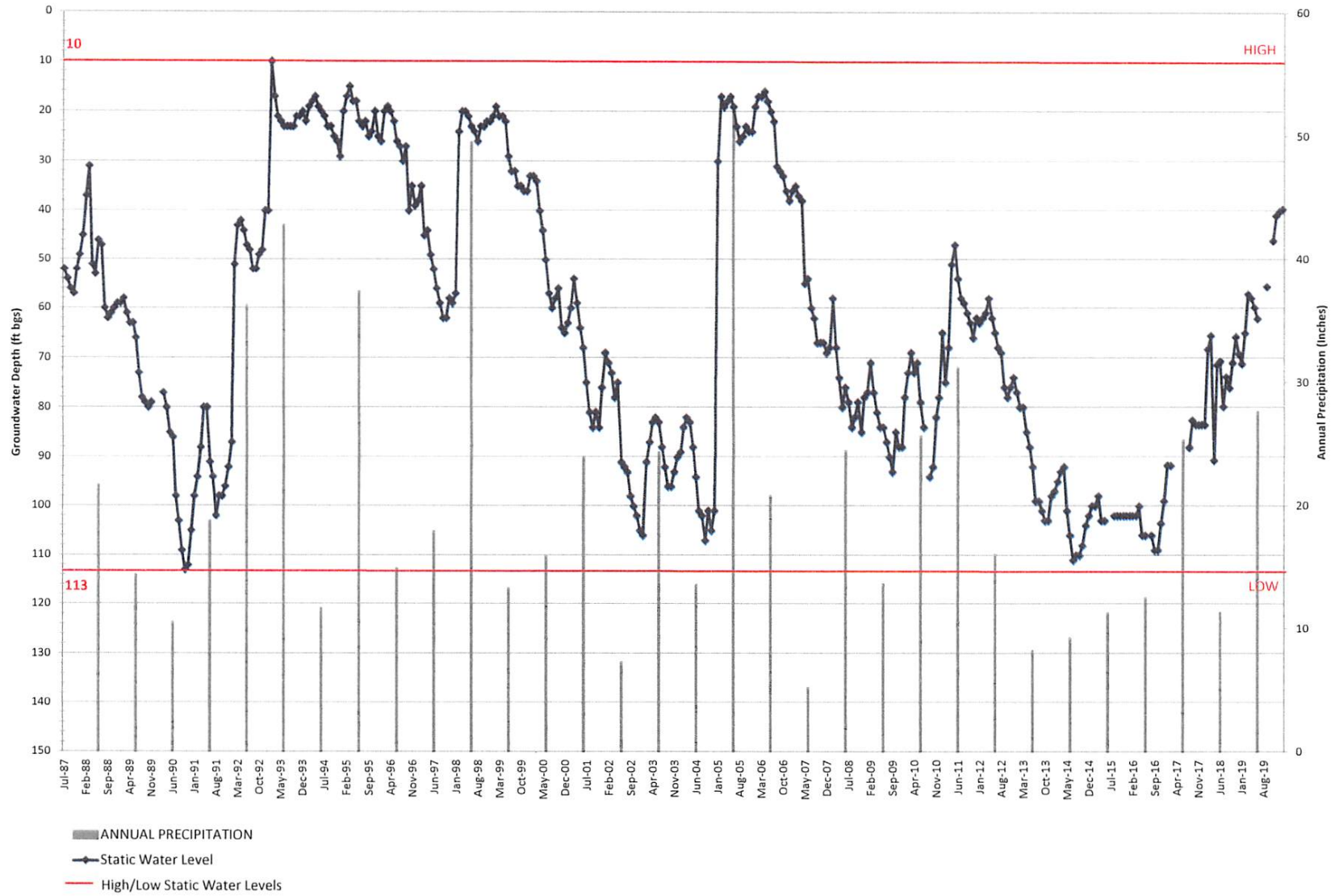
SCV WATER WELL SAND CANYON #3
 STATIC WATER LEVEL VS PRECIPITATION



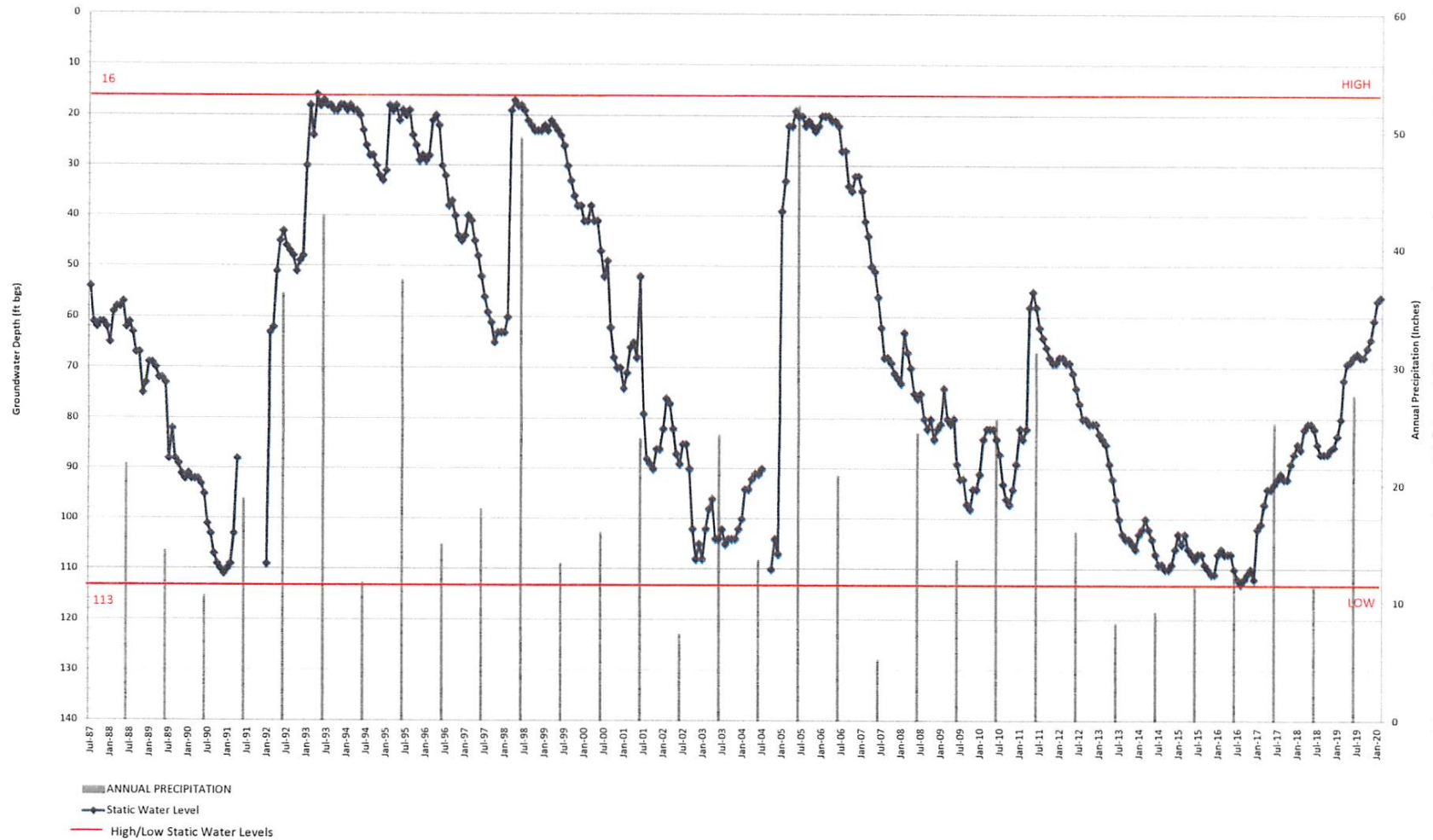
SCV WATER WELL LOST CANYON #2A
 STATIC WATER LEVEL VS PRECIPITATION



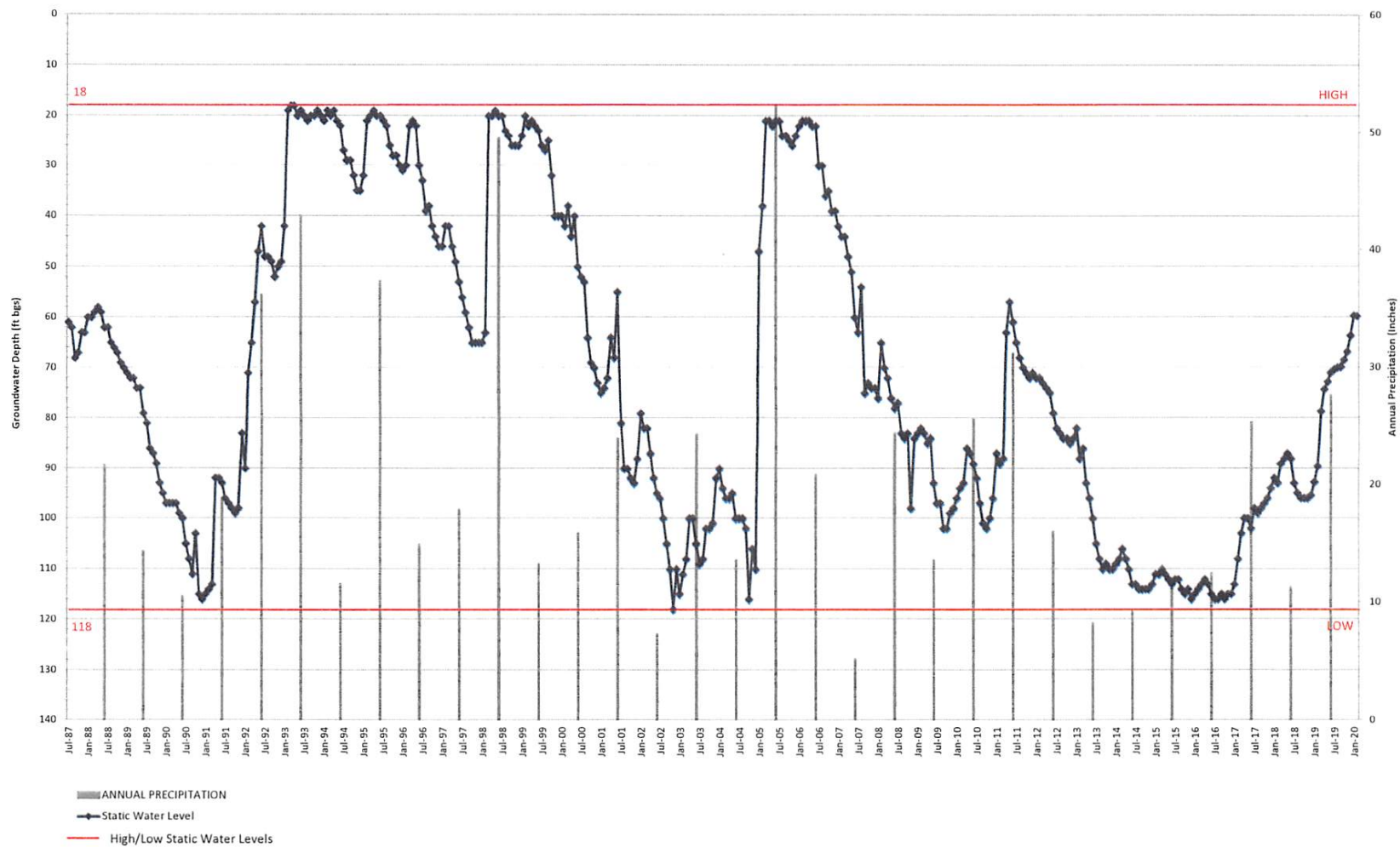
SCV WATER WELL LOST CANYON #2
 STATIC WATER LEVEL VS PRECIPITATION



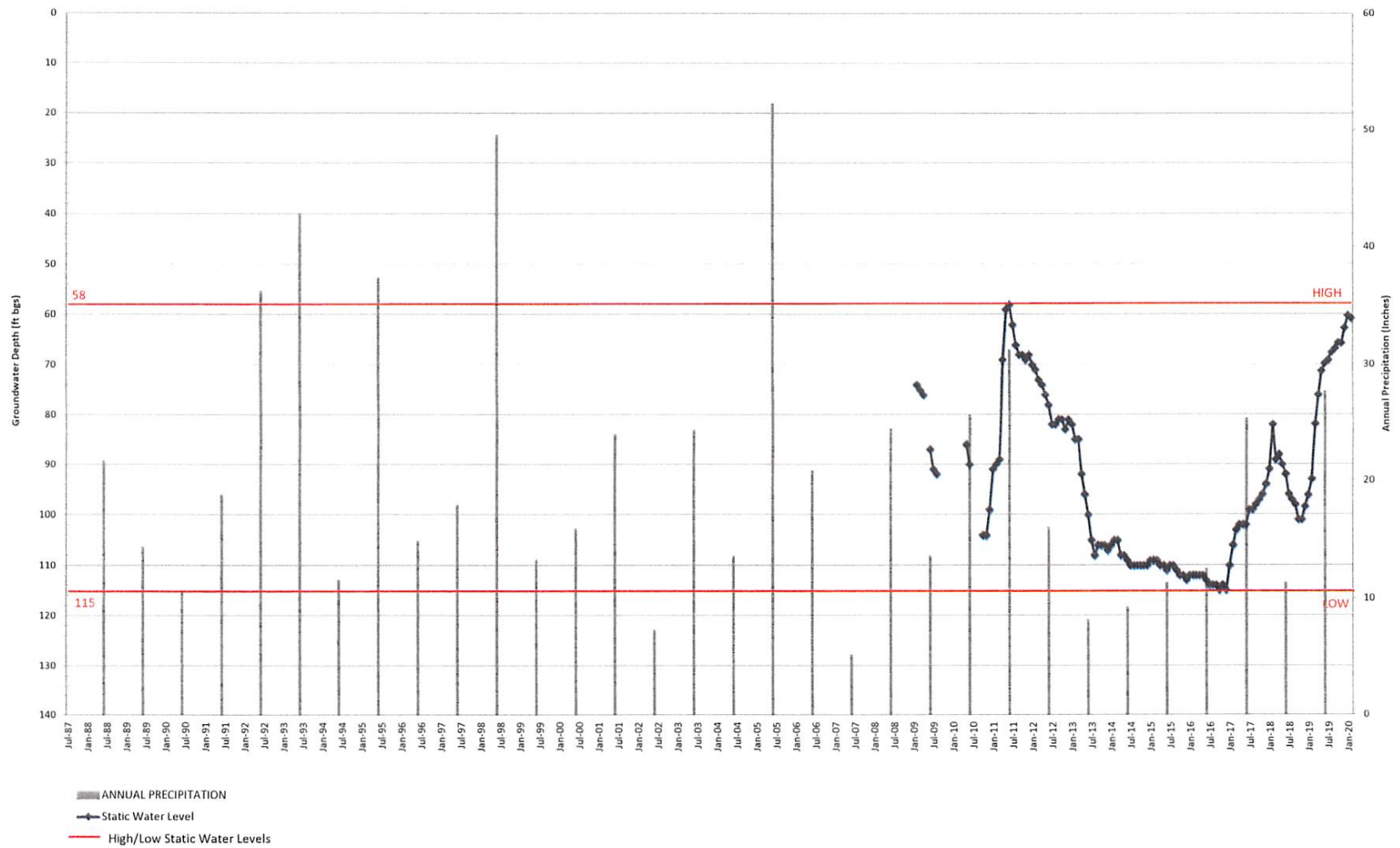
SCV WATER WELL P4
 STATIC WATER LEVEL VS PRECIPITATION



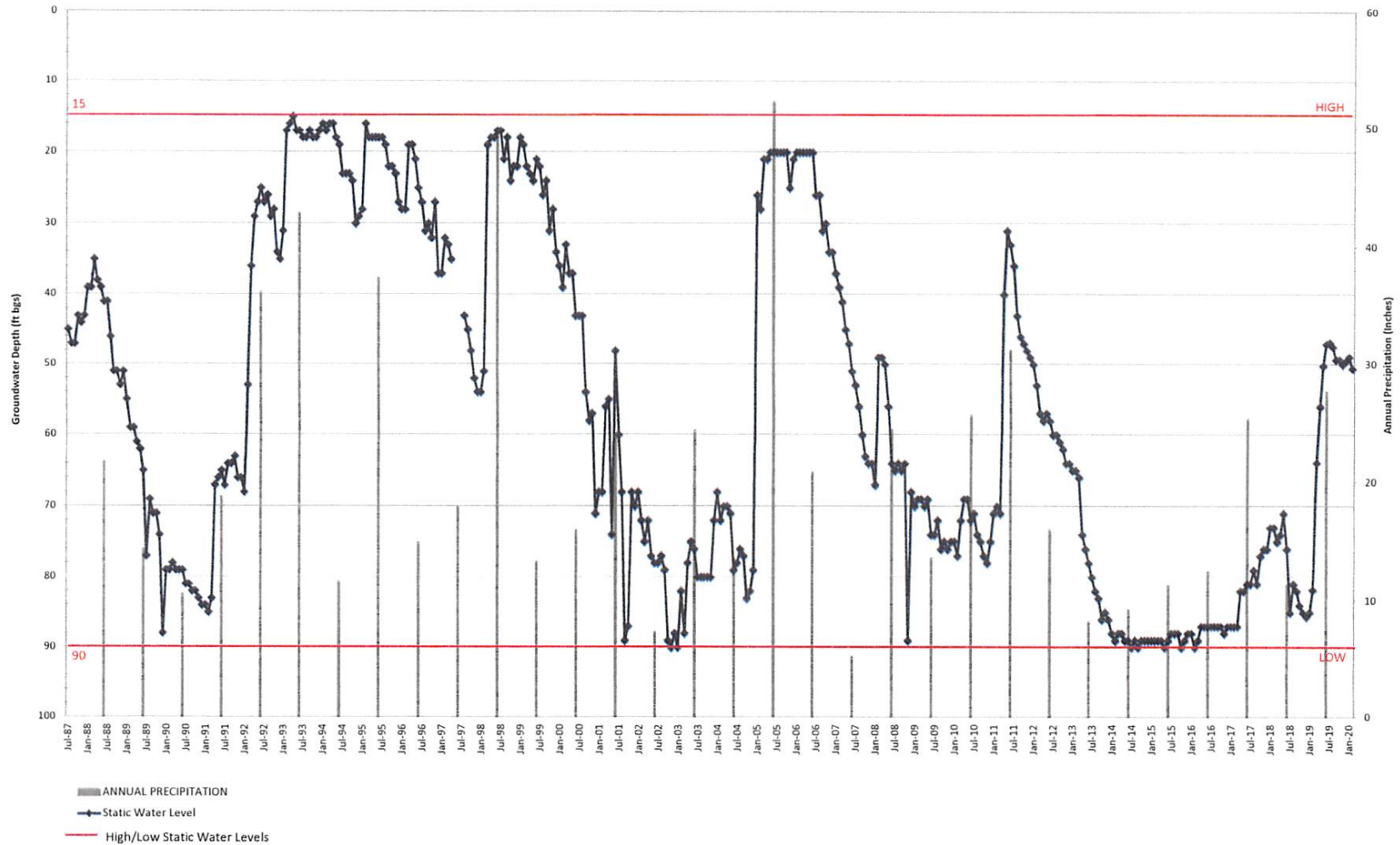
SCV WATER WELL P3
 STATIC WATER LEVEL VS PRECIPITATION



SCV WATER WELL P5
STATIC WATER LEVEL VS PRECIPITATION



SCV WATER WELL P1
STATIC WATER LEVEL VS PRECIPITATION



[This page intentionally left blank.]

**Santa Clarita Valley Water Agency
Capital Improvement Projects (CIP) Construction Status Report
As of March 15, 2020**

Project	Contractor	Original Contract Amount	Change Orders to Date	% Change Orders	Current Contract Amount	Scheduled Completion	Estimated % of Work Completed	Status
PFAS Groundwater Treatment Project and Well Q2 Perchlorate Removal Facility - Vessels Purchase	Evoqua Water Technologies, LLC.	\$1,727,960	\$0	0%	\$1,727,960	May 27, 2020	25%	Vessel fabrication is in progress.
PFAS Groundwater Treatment Project and Well Q2 Perchlorate Removal Facility - Site Construction	Pacific Hydrotech Corporation	\$4,515,000	\$0	0%	\$4,515,000	September 17, 2020	7%	Construction submittals are under review and construction activities are in progress.
West Ranch Recycled Water Main Extension (Phase 2D)	Cedro Construction Inc.	\$3,112,332	\$0	\$0	\$3,112,332	September 26, 2020	0%	Project startup is in progress.
Magic Mountain Pipeline Phase 4*	FivePoint / Toro Enterprises	\$3,084,725	\$294,130.72	9.5%	\$3,378,855.72	April 30, 2020	90%	Construction is in progress.
Magic Mountain Pipeline Phase 5	FivePoint / Toro Enterprises	\$3,269,978.85	\$0	0%	\$3,269,978.85	April 30, 2020	90%	Construction is in progress.
Magic Mountain Pipeline Phase 6A	FivePoint / Toro Enterprises	\$7,168,844.85	\$0	0%	\$7,168,844.85	August 5, 2020	6%	Construction is in progress.
Vista Canyon Recycled Water Main Extension (Phase 2B)	Ferreira Construction Co., Inc.	\$2,752,982	\$0	0%	\$2,752,982	October 9, 2020	0%	Project startup is in progress.

*As of December 31, 2019, expenditures for Kennedy/Jenks Consultants' inspection services work authorization are \$379,627.73 (98%) of the Board authorized amount of \$386,200.

[This page intentionally left blank.]

**Engineering and Operations Committee
Planning Calendar
FY 2019/20**

**ITEM NO.
8**

	Item	PowerPoint Presentation (Y/N/Length)	Jul 11 Comm	Aug 1 Comm	Aug 6 Board	Sep 3 Board	Sep 5 Comm	Oct 1 Board	Oct 10 Comm	Oct 15 Board	Nov 5 Board	Nov 7 Comm	Dec 9 Comm	Dec 17 Board	Jan 9 Comm	Feb 4 Board	Feb 6 Comm	Feb 18 Board	Mar 3 Board	Mar 5 Comm-Cancelled	Apr 2 Comm	Apr 7 Board	May 5 Board	May 7 Comm	Jun 2 Board	Jun 4 Comm	Jul 7 Board
1	Monthly Committee Planning Calendar	None	C	C			C		C			C	C		C		C				P			P		P	
2	CIP Construction Status Report	None	C	C			C		C			C	C		C		C				P			P		P	
3	Monthly Operations and Production Report	None	C	C			C		C			C	C		C		C				P			P		P	
4	Third Party Funded Agreements Quarterly Report	None		C								C					C							P			
5	Quarterly Safety Program Presentation	Yes 15 min		C								C					C							P			
6	Annual Safety Program Update (FY 18-19)	Yes 15 min				C																					
7	Recommend Approval of New Golden Triangle Modular Lease	None	C		C																						
8	Tour of Earl Schmidt Filtration Plant	None					C																				
9	Recommend Approval of the Purchase of a Chlorine Scrubber System for the Rio Vista Water Treatment Plant	None					C	C																			
10	Recommend Approval for an Agreement Amendment to The Newhall Land and Farming Company, LLC, for the Magic Mountain Water Pipeline Installation Agreement	None					C	C																			
11	Approve Bidding and Purchasing of Treatment Vessels and a Final Design Work Authorization for Kennedy Jenks Consultants for the N Wells PFAS Treatment	None						C																			
12	Approve Bidding and Purchasing of Treatment Vessels and a Final Design Work Authorization for Kennedy Jenks Consultants for Q2 Well Perchlorate Treatment	None						C																			
13	Approve Receiving and Filing the Public Notification of PFOS and PFOA Notification Level Exceedances	None						C																			
14	Recommend Approval of Construction Contract Funding and a Work Authorization for Inspection Services for Magic Mountain Pipeline No. 6A	Yes 10 min							C	C																	

**Engineering and Operations Committee
Planning Calendar
FY 2019/20**

	Item	PowerPoint Presentation (Y/N/Length)	Jul 11 Comm	Aug 1 Comm	Aug 6 Board	Sep 3 Board	Sep 5 Comm	Oct 1 Board	Oct 10 Comm	Oct 15 Board	Nov 5 Board	Nov 7 Comm	Dec 9 Comm	Dec 17 Board	Jan 9 Comm	Feb 4 Board	Feb 6 Comm	Feb 18 Board	Mar 3 Board	Mar 5 Comm-Cancelled	Apr 2 Comm	Apr 7 Board	May 5 Board	May 7 Comm	Jun 2 Board	Jun 4 Comm	Jul 7 Board	
15	Recommend Approval to Purchase a Backhoe-Replacement Unit No. 15	None							C		C																	
16	Presentation on Distribution System Interconnections	Yes 15 min										C		C														
17	Conference with Real Property Negotiators (Section 54956.8) Castaic Tank 1A Cell Lease - Verizon (33030 Ridge Route Road, Castaic, CA 91384) - CLOSED SESSION	None										C		C														
18	Approve Site Construction Budget Authorization for the N Wells PFAS Treatment and Well Q2 Perchlorate Removal Facility	Yes 10 min											C	C														
19	Recommend Approval of Resolution Awarding Construction Contract for West Ranch Recycled Water Main Extension (Phase 2D) Project	Yes 10 min													C	C												
20	Recommend Approval of Resolution Awarding Construction Contract for Vista Canyon Recycled Water Main Extension (Phase 2B) Project	Yes 10 min													C	C												
21	Recommend Approval of a Work Authorization for Preliminary Design Services for Valley Center Well PFAS Groundwater Treatment	Yes 10 min																C										
22	Approve Purchasing of PFAS Treatment Resin for the N Wells	Yes 10 min																	C									
23	Review FY 2020/21 Major Capital Projects	Yes 15 min																			P							
24	Recommend Approval of Resolution Awarding a Construction Contract to CalSierra Construction, Inc. to Recoat the Exteriors of Princess Tanks No. 1 and No. 2	Yes 10 min																			P	P						
25	Recommend Approval of Resolution Awarding Contract to NoHo Constructors for SC-12 Facility Construction	None																			P	P						
26	Recommend Approval of On-Call Engineering Services and/or Construction Management and Inspection Services	Yes 10 min																			P		P					
27	Recommend Approval of a Work Authorization for Preliminary Design Services for Well 205 Perchlorate Removal Facility	Yes 10 min																				P						
28	Recommend Approval of Construction Contract Funding and a Work Authorization for Inspection Services for Magic Mountain Pipeline No. 6B	Yes 10 min																						P	P			
29	Recommend Approval of a Work Authorization for Final Design of the Replacement Wells On-Site Pipeline/Infrastructure	TBD																						P	P			

C = Completed Item
P = Planned Item

**Engineering and Operations Committee
Planning Calendar
FY 2019/20**

	Item	PowerPoint Presentation (Y/N/Length)	Jul 11 Comm	Aug 1 Comm	Aug 6 Board	Sep 3 Board	Sep 5 Comm	Oct 1 Board	Oct 10 Comm	Oct 15 Board	Nov 5 Board	Nov 7 Comm	Dec 9 Comm	Dec 17 Board	Jan 9 Comm	Feb 4 Board	Feb 6 Comm	Feb 18 Board	Mar 3 Board	Mar 5 Comm-Cancelled	Apr 2 Comm	Apr 7 Board	May 5 Board	May 7 Comm	Jun 2 Board	Jun 4 Comm	Jul 7 Board
30	Recommend Approval of Construction Contract Funding and a Work Authorization for Replacement Wells Commerce Center Drive Pipeline	TBD																						P	P		
31	Recommend Approval of Construction Contract Funding and a Work Authorization for Replacement Wells Construction	TBD																								P	P
32	Recommend Approval of Resolution Awarding Construction Contract for ESFP Washwater Return and Sludge Systems Project	TBD																								P	P
33	Recommend Approval of Work Authorization for Groundwater Modeling Services for Perchlorate Containment Evaluation	TBD																								P	P
34	Recommend Approval of a Work Authorization for Final Design of the Groundwater Treatment Improvements	TBD																									Moved to FY 2020/21
35	Recommend Approval of a Work Authorization for Final Design of the Magic Mountain Reservoir	TBD																									Moved to FY 2020/21
36	Recommend Approval of Resolution Awarding Contract to TBD for Newhall Tank 2 Recoat and Repairs	TBD																									Moved to FY 2020/21
37	Recommend Approval of Resolution Awarding Construction Contract to TBD for Recycled Water Vista Canyon (Phase 2B) Tank	TBD																									Moved to FY 2020/21
38	Recommend Approval of Resolution Awarding Construction Contract for Pipeline to the Los Angeles Residential Community	TBD																									Moved to FY 2020/21

**Engineering and Operations Committee
Planning Calendar
FY 2019/20**

	Item	PowerPoint Presentation (Y/N/Length)	Jul 11 Comm	Aug 1 Comm	Aug 6 Board	Sep 3 Board	Sep 5 Comm	Oct 1 Board	Oct 10 Comm	Oct 15 Board	Nov 5 Board	Nov 7 Comm	Dec 9 Comm	Dec 17 Board	Jan 9 Comm	Feb 4 Board	Feb 6 Comm	Feb 18 Board	Mar 3 Board	Mar 5 Comm- Cancelled	Apr 2 Comm	Apr 7 Board	May 5 Board	May 7 Comm	Jun 2 Board	Jun 4 Comm	Jul 7 Board	
39	Recommend Approval of Construction of a New Deane Zone Pump Station and Cost Sharing Agreement with Developer	TBD																										Moved to FY 2020/21
40	Recommend Approval of Construction of Two New 2.5 MG Deane Tank and Cost Sharing Agreement with Developer	TBD																										Moved to FY 2020/21
41	Recommend Approval of Resolution Authorizint SCV Water to Execute Water Service Agreement with State Water Resources Control Board and Los Angeles Residential Community	TBD																										Moved to FY 2020/21