




Date: April 29, 2020

To: **Engineering and Operations Committee**
Tom Campbell, Chair
Ed Colley
William Cooper
Robert DiPrimio
Gary Martin
Lynne Plambeck

From: Keith Abercrombie, Chief Operating Officer 

The **Engineering and Operations Committee** is scheduled to meet via teleconference on **Thursday, May 7, 2020 at 5:30 PM**, dial in information is listed below.

**TELECONFERENCE ONLY
NO PHYSICAL LOCATION FOR MEETING**

TELECONFERENCE NOTICE

Pursuant to the provisions of Executive Order N-29-20 issued by Governor Gavin Newsom on March 17, 2020, any Director may call into an Agency Committee meeting using the Agency's **Call-In Number 1-877-309-2073, Access Code 128-228-109, or GoToMeeting by clicking on the link <https://global.gotomeeting.com/join/128228109>** without otherwise complying with the Brown Act's teleconferencing requirements.

Pursuant to the above Executive Order, the public may not attend the meeting in person. Any member of the public may listen to the meeting or make comments to the Committee using the call-in number or GoToMeeting link above. Please see the notice below if you have a disability and require an accommodation in order to participate in the meeting.

We request that the public submit any comments in writing if practicable, which can be sent to **egallo@scvwa.org** or mailed to **Elizabeth Gallo, Administrative Analyst**, Santa Clarita Valley Water Agency, 26521 Summit Circle, Santa Clarita, CA 91350. All written comments received before 4:00 PM the day of the meeting will be distributed to the Committee members and posted on the Santa Clarita Valley Water Agency website prior to the meeting. Anything received after 4:00 PM the day of the meeting will be posted on the SCV Water website the following day.

MEETING AGENDA

ITEM

PAGE

1. Public Comments – Members of the public may comment as to items not on the Agenda at this time. Members of the public wishing to comment on items covered in this Agenda may do so now or at the time each item is considered. (Comments may, at the discretion of the Committee Chair, be limited to three minutes for each speaker.)
 2. * American Water Infrastructure Act Presentation 1
 3. * Quarterly Safety Presentation 9
 4. * Proposed FY 2020/21 Capital Improvement Projects 19
 5. * Recommend Approval of (1) a Resolution for Construction Contract and Management Funding to The Newhall Land and Farming Company, LLC, (2) a Work Authorization to Michael Baker International for Engineering Services During Construction and (3) a Work Authorization to TRC Engineers, Inc., for Inspection Services for the Magic Mountain Pipeline Phase 6B Project 105
 6. * Recommend Approval of (1) a Resolution for Construction Contract and Management Funding to The Newhall Land and Farming Company, LLC, and (2) a Work Authorization to a Woodard and Curran for Inspection Services for the Commerce Center Drive Pipeline Project 117
 7. * Operations and Production Report 129
 8. * Capital Improvement Projects Construction Status Report 187
 9. * Third Party Funded Agreements Quarterly Report 189
 10. * Committee Planning Calendar 193
 11. General Report on Treatment, Distribution, Operations and Maintenance Services Section Activities
 12. General Report on Engineering Services Section Activities
 13. Adjournment
- * Indicates attachments
◆ To be distributed

NOTICES:

Any person may make a request for a disability-related modification or accommodation needed for that person to be able to participate in the public meeting by telephoning Elizabeth Gallo, Administrative Analyst, at (661) 259-2737, or in writing to Santa Clarita Valley Water Agency at 27234 Bouquet Canyon Road, Santa Clarita, CA 91350. Requests must specify the nature of the disability and the type of accommodation requested. A telephone number or other contact information should be included so that Agency staff may discuss appropriate arrangements.

April 29, 2020

Page 3 of 3

information should be included so that Agency staff may discuss appropriate arrangements. Persons requesting a disability-related accommodation should make the request with adequate time before the meeting for the Agency to provide the requested accommodation.

Pursuant to Government Code Section 54957.5, non-exempt public records that relate to open session agenda items and are distributed to a majority of the Board less than seventy-two (72) hours prior to the meeting will be available for public inspection at the Santa Clarita Valley Water Agency, located at 27234 Bouquet Canyon Road, Santa Clarita, CA 91350, during regular business hours. When practical, these public records will also be made available on the Agency's Internet Website, accessible at <http://www.yourscvwater.com>.

Posted on May 1, 2020.

M65

[This page intentionally left blank.]



Santa Clarita Valley Water Agency

FY 2019/20 - Q3

January 1, 2020 to March 31, 2020

Engineering and Operations Committee Meeting

Mark Passamani
Safety Officer
Jon Wallace
Safety Specialist

Joe Diaz
EPSC


What is AWIA?

- American Water Infrastructure Act of 2018
 - Requires all community drinking water systems serving more than 3,300 people to develop or update risk assessments and emergency response plans.
 - Update to the 2002 Bioterrorism Act
 - Risk and Resilience Assessment (RRA)
 - Due March 31, 2020
 - 5-year cycle updates
 - Emergency Response Plan (ERP)
 - Due September 30, 2020
 - 5-year cycle updates



AWIA 2018

FY 2019/20 - Q3
January 1, 2020 to March 31, 2020



Update of the Bioterrorism Act 2002



Risk and Resilience Assessment

- Asset/Threat Analysis
 - Assets include
 - Sources of Supply
 - Treatment
 - Facility System Infrastructure
 - Network Systems and Infrastructure
 - Threats include
 - Malevolent Acts
 - Natural Hazards
 - Proximity/Dependency



Emergency Response Plan

- Prepare or revise an ERP that incorporates findings from the risk assessment
- Include:
 - Strategies and resources to improve resilience, including physical and cyber security
 - Plans, procedures and equipment to be utilized in response
 - Actions, procedures, equipment to lessen impact on public health
 - Detection strategies



Coordination

- Coordinate with local emergency planning committees
 - When preparing or revising the RRA and ERP
- EPA recommends coordination with federal, state, local and private sector partners
 - *Currently working with The City of Santa Clarita (hazard mitigation team) LA County Fire Department, LA County Sherriff Department, LA County Disaster Management Area B, Cal WARN member, CAL/OES LEPC Region 1 (local emergency planning committee) and Santa Clarita area local emergency response managers (schools, hospitals, red cross, public works, public utility members)*



Record Maintenance

- Maintain the RRA and ERP for 5 years after the due date for certification
- 5-year review and revision
 - Must review and if necessary, revise the risk assessment and ERP every 5 years after the certification deadline
- Certification letter to the EPA
 - For both RRA and ERP
 - Initial and subsequent (every 5 Years)





THANK YOU



Santa Clarita Valley Water Agency

FY 2019/20 - Q3

January 1, 2020 to March 31, 2020

Engineering and Operations Committee Meeting

May 7, 2020

Mark Passamani
Safety Officer
Jon Wallace
Safety Specialist

Jose Diaz
EPSC

Training Requirements and Accomplishments

FY 2019/20 - Q3
January 1, 2020 to March 31, 2020

					
<p>Respirator Fit Test & Training Multiple dates</p>	<p>Ergonomic Assessment Multiple dates</p>	<p>Excavation Training March 3</p>	<p>Forklift Certification January 16</p>	<p>New Hire Safety Orientation Multiple dates</p>	<p>Online Safety Training Multiple dates</p>

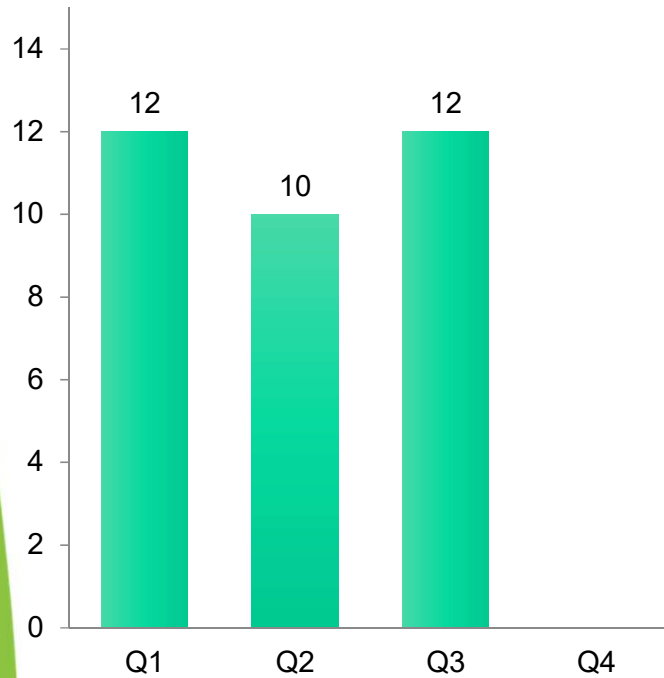


Safety Training Status

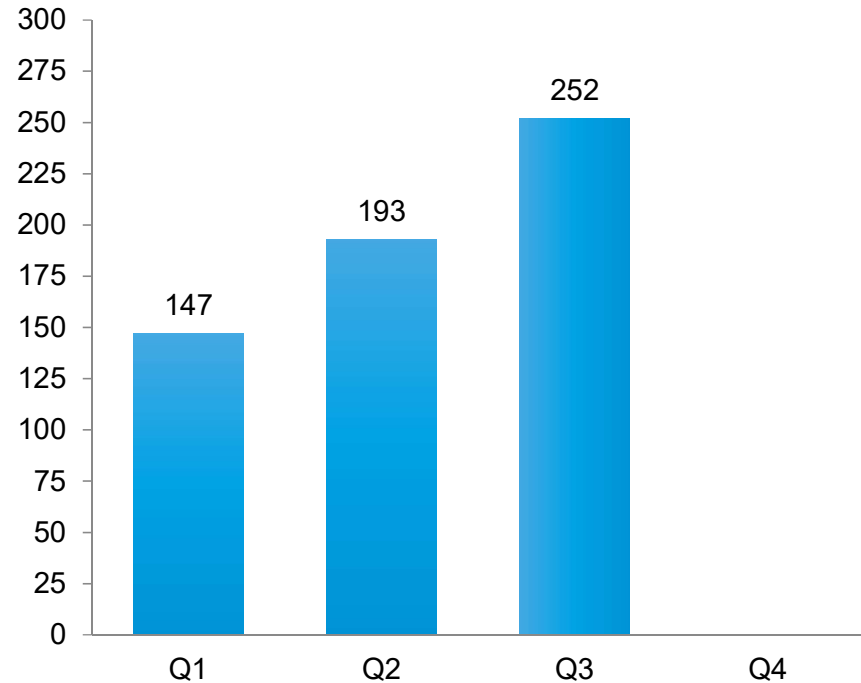
FY 2019/20 - Q3

January 1, 2020 to March 31, 2020

Safety Training
Classes Held



Number of
Employees Trained



3

YOURSCVWATER.COM

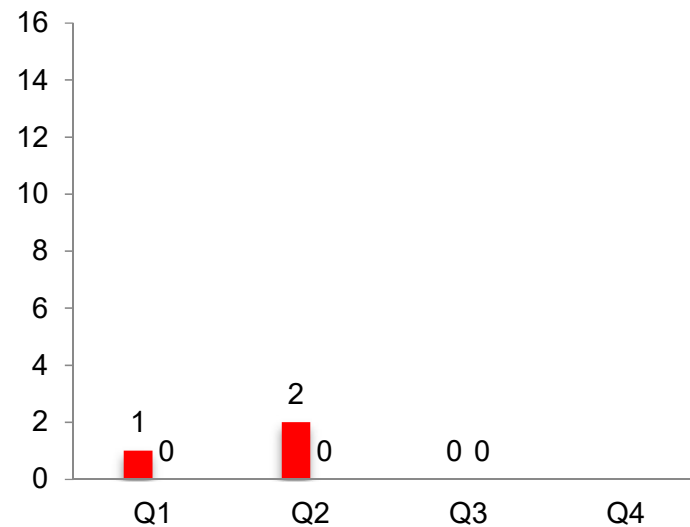


Incident Data

FY 2019/20 - Q3

January 1, 2020 to March 31, 2020

■ Recordable Incidents
■ Reportable Incidents



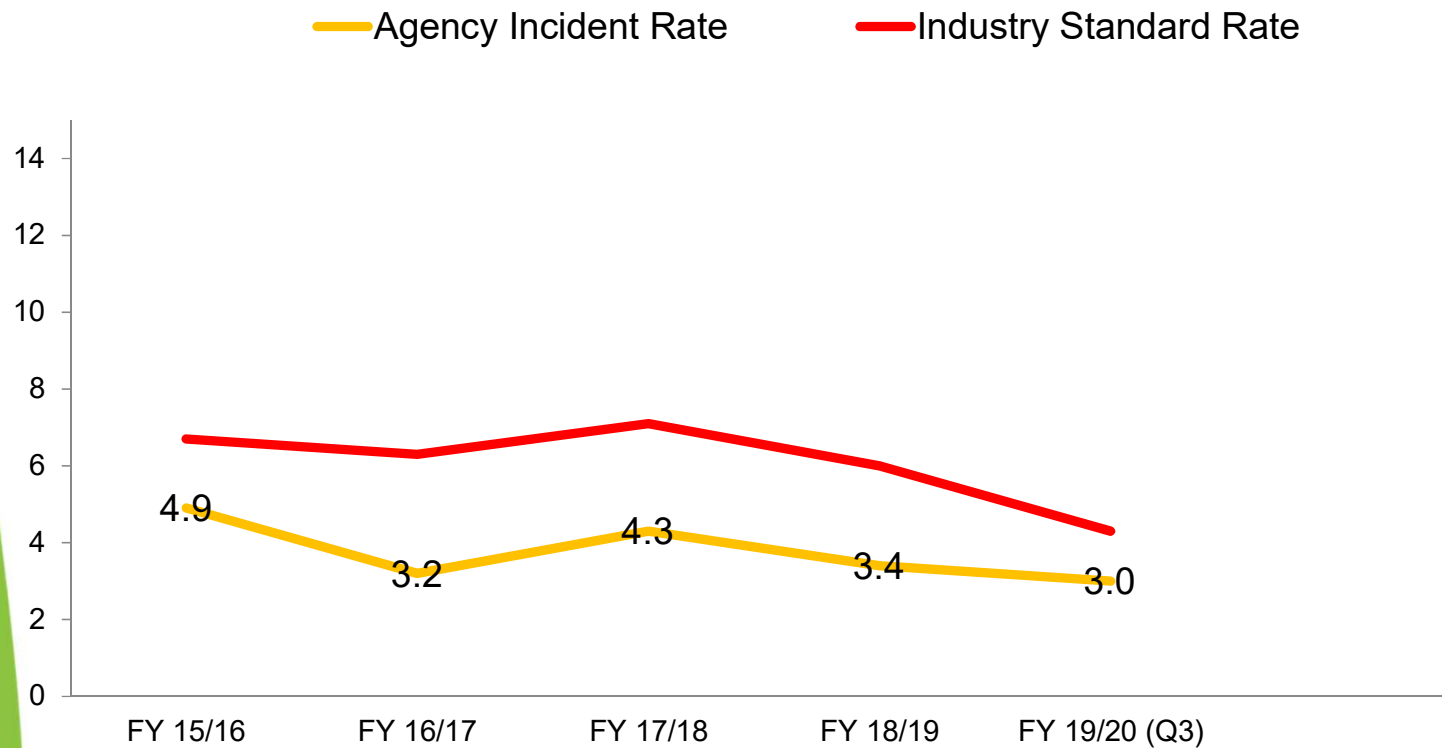
4

YOURSCVWATER.COM



Recordable Incident Status

5 Year Comparison
FY 15/16 to FY 19/20 - Q3



Metrics - Leading Indicators

Leading Indicator	FY 18/19 Q3	FY 18/19 Q4	FY 19/20 Q1	FY 19/20 Q2	FY 19/20 Q3
Safety Meetings: Tailgates, Committee, Pre-Construction	34	41	38	44	58
Safety Inspections: Internal	3	3	3	3	3
Safety Inspections: External	7	7	7	7	7
Management Participation: Safety Committee, Audits	8	13	7	9	4



Metrics - Lagging Indicators

Lagging Indicator	Source	Result: FY 18/19 Q3	Result: FY 18/19 Q4	Result: FY 19/20 Q1	Result: FY 19/20 Q2	Result: FY 19/20 Q3	Standard measures
Recordable Incident Rate	Cal-OSHA	5.2	2.0	~3.4	~3.5	0	~6.7
Lost Workday Case (LWC) Rate	Cal-OSHA	0	0	0	1.6	0	~3.0
Severity Rate	Cal-OSHA	0	0	0	67.4	0	~4.4
Experience Modifier (X-Mod)	JPIA	0.84	0.84	0.84	0.84	0.84	<1.0 ideal
Citations issued	SCV Water	3	0	0	0	0	0 ideal



Vehicle Safety Metrics

Indicator	FY 18/19 Q3	FY 18/19 Q4	FY 19/20 Q1	FY 19/20 Q2	FY 19/20 Q3
Vehicle related training sessions	2	5	4	4	5
DMV Pull Program	0	0	0	0	0
DOT Driver Program	0	0	0	0	0
Vehicle related incidents (injuries)	1(0)	1(0)	2(0)	1(0)	2(1)
Vehicle related claims	0	0	2	0	0





Safety Activities



SCV Water's Safety Team:

(Mike Alvord, Mark Passamani, Jon Wallace, Jose Diaz)

- Combining efforts to create a Best-in-Class safety culture. Review of each division's;
 - Agency wide deep cleaning
 - Safety Committees: 1/29 @ Rio Vista, 2/26 @ Pine St., & 3/25 via Microsoft Teams
 - Field visits
 - Safety Manual updates
 - Target Solutions implementation and modifications
 - New air monitor equipment implemented
 - AED upgrades
 - Regulatory updates and submittals

9





THANK YOU



COMMITTEE MEMORANDUM

DATE: April 17, 2020
TO: Engineering and Operations Committee
FROM: Keith Abercrombie *KA*
Chief Operating Officer
SUBJECT: Proposed FY 2020/21 Capital Improvement Projects

SUMMARY

Attached are the proposed capital improvement projects for FY 2020/21 for review and consideration. The Engineering and Operations Committee initially reviewed and considered the projects on April 2, 2020.

FINANCIAL CONSIDERATIONS

Revenue sources to fund these projects will be considered separately by the Finance and Administration Committee. Sources may include SCV Water's share of the 1% property taxes, facility capacity fees, wholesale water rates and settlement payments from litigation.

RECOMMENDATION

The capital improvement project budgets are presented for review and comment only.

KA

Attachments

M65

[This page intentionally left blank.]

D - R - A - F - T April 21, 2020

Proposed FY 2019/20 and FY 2020/21 Capital Improvement Projects

Regional Projects		Total Estimated Project Cost	FY 2019/20 Budget	FY 2020/21 Budget	FY 2020/21 Phase
Magic Mountain Pipeline No. 4		\$ 4,600,000	\$ 1,486,000	\$ 885,000	Construction
Magic Mountain Pipeline No. 5		\$ 4,412,000	\$ 5,331,000	\$ 1,341,000	Construction
Magic Mountain Pipeline No. 6 (6A and 6B)		\$ 13,112,000	\$ 6,095,000	\$ 10,635,000	Construction
Recycled Water Program Phase II, 2B - Vista Canyon		\$ 6,912,000	\$ 3,135,000	\$ 4,072,000	Construction
Recycled Water Program Phase II, 2D - West Ranch		\$ 2,862,000	\$ 985,000	\$ 1,363,000	Construction
ESFP Sludge Collection System		\$ 14,796,000	\$ 6,235,000	\$ 4,355,000	Construction
Rosedale Rio Bravo Extraction		\$ 9,869,000	\$ 127,000	\$ 56,000	Construction
Saugus Wells 3 & 4 - Replacement Wells		\$ 11,161,000	\$ 1,070,000	\$ 8,300,000	Design/Construction
Update Water Conservation and Education Garden		\$ 1,450,000	\$ 1,100,000	\$ 1,080,000	Design/Construction
Magic Mountain Reservoir		\$ 29,897,000	\$ 170,000	\$ 315,000	Design
Castaic Conduit		\$ 15,116,000	\$ 400,000	\$ 300,000	Design
Honby Parallel		\$ 25,489,000	\$ 140,000	\$ 225,000	Design
Recycled Water Program Phase II, 2C - South End		\$ 12,702,000	\$ 150,000	\$ 100,000	Design
Recycled Water Program Phase II, 2A - Central Park		\$ 15,394,000	\$ 5,000	\$ 5,000	Planning
Saugus Wells 1 & 2 - Groundwater Treatment Improvements (VOC Treatment)		\$ 4,346,000	\$ 340,000	\$ 240,000	Planning
Saugus Wells 5 & 6 - Dry Year Reliability Wells		\$ 11,592,000	\$ -	\$ 380,000	Planning
Laboratory PFAS Instrumentation Equipment		\$ 550,000	\$ -	\$ 550,000	Material Purchase
Subtotal		\$ 184,260,000	\$ 26,769,000	\$ 34,202,000	
Distribution Systems	Division				
Pipelines & Pipeline Replacements					
Sewer Pipeline Replacement (Sand Canyon)	NWD	\$ 400,000	\$ -	\$ 250,000	Construction
Recycled Water Program Phase II, 2B - Vista Cyn Distribution	SCWD	\$ 1,520,000	\$ 820,000	\$ 700,000	Construction
Recycled Water Program Phase II, 2B - Vista Cyn Customer Retrofits	SCWD	\$ 300,000	\$ -	\$ 300,000	Construction
Recycled Water Program Phase II, 2D - West Ranch Distribution	VWD	\$ 1,652,000	\$ -	\$ 1,652,000	Construction
Recycled Water Program Phase II, 2D - West Ranch Customer Retrofits	VWD	\$ 550,000	\$ -	\$ 550,000	Construction
LARC Pipeline	SCWD	\$ 900,000	\$ 100,000	\$ 800,000	Construction
Vista Cyn Bridge Piping at Soledad/Lost Canyon	SCWD	\$ 325,000	\$ 25,000	\$ 300,000	Construction
Rainbow Glen Pipeline Improvements	SCWD	\$ 265,000	\$ -	\$ 265,000	Construction
The Old Road Pipeline Replacement	NWD	\$ 510,000	\$ -	\$ 510,000	Construction
Ridge Route Pipeline Relocation	NWD	\$ 753,000	\$ 358,000	\$ 395,000	Construction
SC-2 Conversion to Gravity	SCWD	\$ 305,000	\$ 305,000	\$ 305,000	Construction
Valencia Marketplace Pipeline Replacement	VWD	\$ 450,000	\$ -	\$ 450,000	Construction
West Newhall Interconnections	NWD/SCWD/VWD	\$ 430,000	\$ -	\$ 430,000	Construction
SC-12 Facility Construction	SCWD	\$ 340,000	\$ 340,000	\$ -	Construction
Large Diameter PVC Pipeline Replacement	VWD	\$ 500,000	\$ -	\$ 500,000	Construction
Dockweiler-Sierra Hwy Pipeline	NWD	\$ 850,000	\$ 25,000	\$ 425,000	Design/Construction
Vasquez Pipeline Replacement	SCWD	\$ 476,000	\$ -	\$ 476,000	Design/Construction
V-9 Improvements	VWD	\$ 1,000,000	\$ -	\$ 700,000	Design/Construction
Market Street/Shadeland/Maple Street Pipeline (Wiley Cyn)	NWD	\$ 1,650,000	\$ -	\$ 200,000	Design
Friendly Valley Pipeline @ Via Princessa (Crossroads)	SCWD	\$ 1,350,000	\$ 25,000	\$ 125,000	Planning/Design
Golden Valley Pipeline @ Via Princessa (Crossroads)	SCWD	\$ 550,000	\$ 25,000	\$ 125,000	Planning/Design
SC-12 Warmuth Pipeline	SCWD	\$ 750,000	\$ -	\$ 100,000	Planning/Design
Subtotal		\$ 15,826,000	\$ 2,023,000	\$ 9,558,000	
Pump Stations					
Recycled Water Pump Station Improvements	Regional	\$ 450,000	\$ 150,000	\$ 450,000	Construction
Deane Pump Station @ Skyline Ranch	SCWD	\$ 800,000	\$ 40,000	\$ 760,000	Design/Construction
Deane Pump Station @ Sand Canyon Plaza	SCWD	\$ 950,000	\$ 75,000	\$ 875,000	Design/Construction
Market Street Pump Station (Wiley Canyon)	NWD	\$ 1,750,000	\$ -	\$ 150,000	Planning/Design
Friendly Valley Booster Station - Crossroads	SCWD	\$ 725,000	\$ -	\$ 75,000	Planning
Subtotal		\$ 4,225,000	\$ 115,000	\$ 1,860,000	
Tanks					
Recycled Water Tank Recoat	Regional	\$ 500,000	\$ -	\$ 500,000	Construction
Newhall Tank 2 Internal/External Recoat	NWD	\$ 500,000	\$ -	\$ 500,000	Construction
Deane Tanks - One 1.5 MG Tank @ Sand Canyon Plaza	SCWD	\$ 1,225,000	\$ 75,000	\$ 150,000	Planning/Design
Deane Tank Site (Existing) Improvements	SCWD	\$ 550,000	\$ 25,000	\$ 75,000	Planning/Design
Deane Tanks (Two 2.1 MG Tanks)	SCWD	\$ 4,325,000	\$ 75,000	\$ 2,350,000	Design/Construction
Deane Zone Disinfection @ Skyline Ranch	SCWD	\$ 565,000	\$ 50,000	\$ 515,000	Design/Construction
Tank 4 (1.5 MG Tank @Wiley Canyon)	NWD	\$ 1,750,000	\$ -	\$ 150,000	Planning
Placerita (Two 1.6 MG Tanks)	SCWD	\$ 4,100,000	\$ -	\$ 100,000	Planning
Friendly Valley (3.25 MG)- Crossroads	SCWD	\$ 5,175,000	\$ -	\$ 75,000	Planning
Golden Valley (1.6 MG)- Crossroads	SCWD	\$ 875,000	\$ -	\$ 75,000	Planning
Subtotal		\$ 10,740,000	\$ 125,000	\$ 3,115,000	
Wells					
V-160 Well Rehabilitation	VWD	\$460,000	\$230,000	\$350,000	Design/Construction
Subtotal		\$460,000	\$230,000	\$350,000	
PFAS Groundwater Treatment Improvements					
N Wells	NWD/SCWD/VWD	\$ 7,445,000	\$ -	\$ 3,298,000	Construction
Valley Center Well	NWD/SCWD/VWD	\$ 5,000,000	\$ -	\$ 4,900,000	Design/Construction
Santa Clara Well	NWD/SCWD/VWD	\$ 5,000,000	\$ -	\$ 4,900,000	Design/Construction
Honby Well	NWD/SCWD/VWD	\$ 5,000,000	\$ -	\$ 250,000	Planning/Design
Mitchell 5A Replacement	NWD/SCWD/VWD	\$ 5,000,000	\$ -	\$ 250,000	Planning/Design
Additional Wells (T7, U4, U6)	NWD/SCWD/VWD	\$ 10,000,000	\$ -	\$ 3,500,000	Design/Material Purchase
E Wells (E-14, E-15, E-16, E-17)	NWD/SCWD/VWD	\$ 16,300,000	\$ -	\$ 250,000	Planning
Subtotal		\$ 53,745,000	\$ -	\$ 17,348,000	
Perchlorate Removal Facility					
Well Q2 (Perchlorate)	NWD/SCWD/VWD	\$ 1,555,000	\$ -	\$ 1,160,000	Construction
Well 205 (Perchlorate)	NWD/SCWD/VWD	\$ 5,000,000	\$ -	\$ 1,500,000	Design/Construction
Subtotal		\$ 6,555,000	\$ -	\$ 2,660,000	
Total		\$ 275,811,000	\$ 29,262,000	\$ 69,093,000	

[This page intentionally left blank.]

**Santa Clarita Valley Water Agency
Capital Improvement Budget - Regional Division
FY 2019/20 and FY 2020/21 Budget**

 **DRAFT**

CIP No.	Project Title	Project Category (A, B, C, D, E)	Current Estimated Total Project Cost	Cumulative Estimated Expenditures through June 30, 2020	FY 2019/20 Budget	FY 2020/21 Budget	
1	200525	Magic Mountain Pipeline No. 4	C	\$ 4,600,000	\$ 3,716,000	\$ 1,486,000	\$ 885,000
2	200526	Magic Mountain Pipeline No. 5	C	\$ 4,412,000	\$ 3,071,000	\$ 5,331,000	\$ 1,341,000
3	200527	Magic Mountain Pipeline No. 6	C	\$13,112,000	\$3,477,000	\$6,095,000	\$10,635,000
4	200454	Recycled Water Program Phase II, 2B - Vista Canyon	C	\$ 6,912,000	\$ 152,000	\$ 3,135,000	\$ 4,072,000
5	200456	Recycled Water Program Phase II, 2D - West Ranch	C	\$ 2,862,000	\$ 573,000	\$ 985,000	\$ 1,363,000
6	200103	ESFP Sludge Collection System	C, E	\$ 14,796,000	\$ 1,121,000	\$ 6,235,000	\$ 4,355,000
7	200906	Rosedale Rio Bravo Extraction**	C	\$ 9,869,000	\$ 9,736,000	\$ 127,000	\$ 56,000
8	200962	Replacement Wells*	A	\$ 11,161,000	\$ 375,000	\$ 1,070,000	\$ 8,300,000
9	200013	Update Water Conservation and Education Garden	A, B, C, E	\$ 1,450,000	\$ 200,000	\$ 1,100,000	\$ 1,080,000
10	200528	Magic Mountain Reservoir	C	\$ 29,897,000	\$ 277,000	\$ 170,000	\$ 315,000
11	200903	Castaic Conduit Bypass Pipeline	C	\$ 15,116,000	\$ 952,000	\$ 400,000	\$ 300,000
12	200510	Honby Parallel Phase 2	C	\$ 25,489,000	\$ 2,537,000	\$ 140,000	\$ 225,000
13	200455	Recycled Water Program Phase II, 2C - South End	C	\$ 12,702,000	\$ 833,000	\$ 150,000	\$ 100,000
14	200453	Recycled Water Program Phase II, 2A - Central Park	C	\$ 15,394,000	\$ 278,000	\$ 5,000	\$ 5,000
15	200013	Groundwater Treatment Improvements	C	\$ 4,346,000	\$ 221,000	\$ 340,000	\$ 240,000
16	200963	Saugus Formation Dry Year Reliability Wells**	C	\$11,592,000	\$221,000	\$ -	\$380,000
TOTAL				\$ 183,710,000	\$ 27,740,000	\$ 26,769,000	\$ 33,652,000

* The Budget for Replacement Wells is subject to reimbursement under the perchlorate settlement agreement. Reimbursement takes place in subsequent fiscal year.

** Project has been awarded Federal EPA or State Proposition 84 grant funding.

- CATEGORY A: Asset Replacement
- CATEGORY B: Rehabilitation
- CATEGORY C: New Capital
- CATEGORY D: Technology Investments
- CATEGORY E: Upgrades

**SCV WATER
CAPITAL IMPROVEMENT BUDGET - MAJOR CAPITAL PROJECTS
FY 2019/20 and FY 2020/21 - REGIONAL DIVISION**

Project Title: Magic Mountain Pipeline No. 4

CIP No. 200525

Description: Construction of a pipeline to convey imported water from the end of the existing Magic Mountain Pipeline Phase 3 to the beginning of the proposed Magic Mountain Pipeline Phase 5.

Category: C - New Capital

Purpose/Justification: Provides facilities to convey imported water to the western portion of the service area.

Project Priority: High

Site Requirements: Pipeline will be constructed in public rights-of-way.

CEQA: Notice of Determination filed in FY 2014/15.

Project Schedule: FY 2020/21: Complete construction.

Projected Impact on Operating Costs: Less than \$5,000 per year.

Category	Current Estimated Total Project Cost	Cumulative Estimated Expenditures through June 30, 2020	FY 2019/20 Budget	FY 2020/21 Budget
Planning and Conceptual Design	\$ 4,000	\$ 4,000	\$ -	\$ -
Design (Including Bid Services)	217,000	217,000	-	-
Construction				
Construction Management and Engineering	590,000	559,000	218,000	31,000
Capital Construction Costs	3,774,000	2,936,000	1,253,000	839,000
<i>Unforeseen / Changed Conditions</i>	-	-	-	-
<i>Design Changes (Resulting from RFI)</i>	-	-	-	-
<i>Owner-Initiated Changes</i>	-	-	-	-
Additional Project Delivery Costs (Post-Construction Activities, Monitoring and Mitigation, etc.)	15,000	-	15,000	15,000
TOTAL	\$ 4,600,000	\$ 3,716,000	\$ 1,486,000	\$ 885,000

Notes:

SCV WATER
CAPITAL IMPROVEMENT BUDGET - MAJOR CAPITAL PROJECTS
FY 2019/20 and FY 2020/21 - REGIONAL DIVISION

Project Title: Magic Mountain Pipeline No. 5

CIP No. 200526

Description: Construction of a pipeline to convey imported water from the end of the proposed Magic Mountain Pipeline Phase 4 to the beginning of the proposed Magic Mountain Pipeline Phase 6.

Category: C - New Capital

Purpose/Justification: Provides facilities to convey imported water to the western portion of the service area.

Project Priority: High

Site Requirements: Pipeline will be constructed in public rights-of-way.

CEQA: Notice of Determination filed in FY 2014/15.

Project Schedule: FY 2020/21: Complete construction.

Projected Impact on Operating Costs: Less than \$5,000 per year.

Category	Current Estimated Total Project Cost	Cumulative Estimated Expenditures through June 30, 2020	FY 2019/20 Budget	FY 2020/21 Budget
Planning and Conceptual Design	\$ 1,000	\$ 1,000	\$ -	\$ -
Design (Including Bid Services)	150,000	150,000	-	-
Construction				-
Construction Management and Engineering	645,000	520,000	766,000	125,000
Capital Construction Costs	3,606,000	2,400,000	4,555,000	1,206,000
<i>Unforeseen / Changed Conditions</i>	-	-	-	-
<i>Design Changes (Resulting from RFI)</i>	-	-	-	-
<i>Owner-Initiated Changes</i>	-	-	-	-
Additional Project Delivery Costs (Post-Construction Activities, Monitoring and Mitigation, etc.)	10,000	-	10,000	10,000
TOTAL	\$ 4,412,000	\$ 3,071,000	\$ 5,331,000	\$ 1,341,000

Notes:

**SCV WATER
CAPITAL IMPROVEMENT BUDGET - MAJOR CAPITAL PROJECTS
FY 2019/20 and FY 2020/21 - REGIONAL DIVISION**

Project Title: Magic Mountain Pipeline No. 6

CIP No. 200527

Description: Construction of a pipeline to convey imported water from the end of the proposed Magic Mountain Pipeline Phase 5 to the proposed Magic Mountain Reservoir site.

Category: C - New Capital

Purpose/Justification: Provides facilities to convey imported water to the western portion of the service area.

Project Priority: High

Site Requirements: Pipeline will be constructed in public rights-of-way and easements.

CEQA: Notice of Determination filed in FY 2014/15.

Project Schedule: FY 2019/20: Phase 6A Pipeline: initiate construction; Phase 6B Pipeline: complete design.
FY 2020/21: Phase 6A and Phase 6B Pipeline: complete construction.

Projected Impact on Operating Costs: Less than \$5,000 per year.

Category	Current Estimated Total Project Cost	Cumulative Estimated Expenditures through June 30, 2020	FY 2019/20 Budget	FY 2020/21 Budget
Planning and Conceptual Design	\$ 5,000	\$ 5,000		\$ -
Design (Including Bid Services)	371,000	371,000	165,000	-
Construction				
Construction Management and Engineering	1,601,000	1,601,000	860,000	1,000,000
Capital Construction Costs	11,105,000	1,500,000	5,055,000	9,605,000
<i>Unforeseen / Changed Conditions</i>	-	-	-	-
<i>Design Changes (Resulting from RFI)</i>	-	-	-	-
<i>Owner-Initiated Changes</i>	-	-	-	-
Additional Project Delivery Costs (Post-Construction Activities, Monitoring and Mitigation, etc.)	30,000	-	15,000	30,000
TOTAL	\$ 13,112,000	\$ 3,477,000	\$ 6,095,000	\$ 10,635,000

Notes:

**SCV WATER
CAPITAL IMPROVEMENT BUDGET - MAJOR CAPITAL PROJECTS
FY 2019/20 and FY 2020/21 - REGIONAL DIVISION**

Project Title: Recycled Water Program Phase 2B – Vista Canyon

CIP No. 200454

Description: Construction of new facilities to expand recycled water service from proposed Vista Canyon Water Factory to customers in eastern portion of service area.

Category: C - New Capital

Purpose/Justification: Expand recycled water service to additional water customers.

Project Priority: High

Site Requirements: Public rights-of-way encroachments, and easements or land purchases that will be identified during the planning phase.

CEQA: A Mitigated Negative Declaration was adopted by the Board of Directors on November 20, 2017.

Project Schedule: FY 2020/21: Complete design and initiate construction.
FY 2021/22: Complete construction.

Projected Impact on Operating Costs: Approximately \$75,000 per year.

Category	Current Estimated Total Project Cost	Cumulative Estimated Expenditures through June 30, 2020	FY 2019/20 Budget	FY 2020/21 Budget
Planning and Conceptual Design	\$ 100,000	\$ 100,000	\$ -	\$ -
Design (Including Bid Services)	211,000	26,000	185,000	-
Construction				
Construction Management and Engineering	526,000	26,000	200,000	300,000
Capital Construction Costs	6,053,000	-	2,750,000	3,750,000
<i>Unforeseen / Changed Conditions</i>	-	-	-	-
<i>Design Changes (Resulting from RFI)</i>	-	-	-	-
<i>Owner-Initiated Changes</i>	-	-	-	-
Additional Project Delivery Costs (Post-Construction Activities, Monitoring and Mitigation, etc)	22,000	-		22,000
TOTAL	\$ 6,912,000	\$ 152,000	\$ 3,135,000	\$ 4,072,000

Notes:
Current estimated total project cost represents Regional Division's share of estimated project costs (backbone system only).
Current total estimated project cost for Phase 2B = \$8,672,000. Regional Division's share of project cost = \$6,912,000.
Project will receive grant funds in the amount of \$2,710,300.

**SCV WATER
CAPITAL IMPROVEMENT BUDGET - MAJOR CAPITAL PROJECTS
FY 2019/20 and FY 2020/21 - REGIONAL DIVISION**

Project Title: Recycled Water Program Phase 2D – West Ranch

CIP No. 200456

Description: Construction of new facilities to expand recycled water service from the existing Recycled Water Reservoir #1 toward the west end of the service area.

Category: C - New Capital

Purpose/Justification: Expand recycled water service to additional water customers.

Project Priority: Mid

Site Requirements: Public rights-of-way and pipeline easements will be obtained during design phase.

CEQA: A Mitigated Negative Declaration was adopted by the Board of Directors on July 26, 2017.

Project Schedule: FY 2020/21: Complete construction.
FY 2021/22: Complete conversions.

Projected Impact on Operating Costs: Less than \$75,000 per year.

Category	Current Estimated Total Project Cost	Cumulative Estimated Expenditures through June 30, 2020	FY 2019/20 Budget	FY 2020/21 Budget
Planning and Conceptual Design	\$ 130,000	\$ 130,000	\$ -	\$ -
Design (Including Bid Services)	442,000	390,000	60,000	-
Construction				-
Construction Management and Engineering	300,000	53,000	175,000	123,000
Capital Construction Costs	1,985,000		750,000	1,235,000
<i>Unforeseen / Changed Conditions</i>	-	-	-	-
<i>Design Changes (Resulting from RFI)</i>	-	-	-	-
<i>Owner-Initiated Changes</i>	-	-	-	-
Additional Project Delivery Costs (Post-Construction Activities, Monitoring and Mitigation, etc)	5,000	-	-	5,000
TOTAL	\$ 2,862,000	\$ 573,000	\$ 985,000	\$ 1,363,000

Notes:
Current estimated total project cost represents Regional Division's share of estimated project costs (backbone system only). Current total estimated project cost for Phase 2D = \$4,410,000. Regional Division's share of Phase 2D project cost = \$2,862,000.
Project will receive grant funds in the amount of \$1,806,900.

SCV WATER
CAPITAL IMPROVEMENT BUDGET - MAJOR CAPITAL PROJECTS
FY 2019/20 and FY 2020/21 - REGIONAL DIVISION

Project Title: Earl Schmidt Filtration Plant (ESFP) Sludge Collection System

CIP No. 200103

Description: Construction of new facilities and modifications to existing facilities to upgrade the ESFP wash water return and sludge collection system.

Category: C - New Capital
E - Upgrades

Purpose/Justification: Improves the operational reliability of the wash water return system and the maintenance of the sludge collection system.

Project Priority: High

Site Requirements: ESFP property is held in fee by SCVWA.

CEQA: Categorical Exemption (Class 1, Section 15301 of the California Environmental Quality Act Guidelines).

Project Schedule: FY 2020/21: Initiate construction.
FY 2021/22: Complete construction.

Projected Impact on Operating Costs: Less than \$8,000 per year.

Category	Current Estimated Total Project Cost	Cumulative Estimated Expenditures through June 30, 2020	FY 2019/20 Budget	FY 2020/21 Budget
Planning and Conceptual Design	\$ 191,000	\$ 191,000	\$ -	\$ -
Design (Including Bid Services)	970,000	900,000	35,000	35,000
Construction				
Construction Management and Engineering	1,495,000	30,000	700,000	300,000
Capital Construction Costs	12,120,000	-	5,500,000	4,000,000
<i>Unforeseen / Changed Conditions</i>	-	-	-	-
<i>Design Changes (Resulting from RFI)</i>	-	-	-	-
<i>Owner-Initiated Changes</i>	-	-	-	-
Additional Project Delivery Costs (Post-Construction Activities, Monitoring and Mitigation, etc)	20,000	-	-	20,000
TOTAL	\$ 14,796,000	\$ 1,121,000	\$ 6,235,000	\$ 4,355,000

Notes:

**SCV WATER
CAPITAL IMPROVEMENT BUDGET - MAJOR CAPITAL PROJECTS
FY 2019/20 and FY 2020/21 - REGIONAL DIVISION**

Project Title: Rosedale-Rio Bravo Extraction Project

CIP No. 200906

Description: Construction of groundwater wells and conveyance systems by Rosedale-Rio Bravo Water Storage District to recover Agency water stored in the Rosedale-Rio Bravo Water Banking and Exchange Program.

Category: C - New Capital

Purpose/Justification: Recover Agency stored groundwater for dry-year water delivery to Agency service area (up to 7,500 AFY).

Project Priority: High

Site Requirements: Well site and conveyance facility sites owned or to be acquired by Rosedale-Rio Bravo Water Storage District.

CEQA: Agency environmental compliance covered by existing RRB Banking Program EIR.

Project Schedule: FY 2018/19: Final equipping of six wells anticipated to be completed in February 2019. SCVWA is anticipated to be able to draw water from facility in FY 2018/19 if necessary. Project scheduled to be completed in FY 2018/19.
 FY 19/20 and FY 20/21: SCV Water funds 1/3 cost of Stockdale East wells and pipeline costs for design, project management, admin, permitting, inspection, easement acquisition per March 2015 cost share agreement.

Projected Impact on Operating Costs: Not applicable.

Category	Current Estimated Total Project Cost	Cumulative Estimated Expenditures through June 30, 2020	FY 2019/20 Budget	FY 2020/21 Budget
Planning and Conceptual Design	\$ 110,000	\$ 110,000	\$ 63,500	
Design (Including Bid Services)	125,000	125,000	63,500	56,000
Capital Construction Costs	8,656,000	8,656,000	-	-
<i>Unforeseen / Changed Conditions</i>	-	-	-	-
<i>Design Changes (Resulting from RFI)</i>	-	-	-	-
<i>Owner-Initiated Changes</i>	-	-	-	-
Additional Project Delivery Costs (Post-Construction Activities, Monitoring and Mitigation, etc)	460,000	460,000	-	-
TOTAL	\$ 9,869,000	\$ 9,736,000	\$ 127,000	\$ 56,000

The March 9, 2015 Drought Relief Project Cost Sharing Agreement between SCV Water, Irvine Ranch Water District, and Rosedale Rio Bravo Water Storage District requires SCV Water share costs associated with design, project management, admin, permitting, inspection and property and easement acquisition for the Stockdale East Wellfield and Pipelines. The Stockdale work had been on hold and not updated in the cash flow model. RRB and IRWD now desire to move forward with the project and increased costs to SCV Water are now incurred per contract.

SCV WATER
CAPITAL IMPROVEMENT BUDGET - MAJOR CAPITAL PROJECTS
FY 2019/20 and FY 2020/21 - REGIONAL DIVISION

 **DRAFT**

Project Title: Replacement Wells

CIP No. 200962

Description: Construction of two 2,000 gpm Saugus Formation wells and associated pipelines to convey water to the Agency's distribution system.

Category: A - Asset Replacement

Purpose/Justification: Will replace capacity lost to perchlorate contamination.

Project Priority: High

Site Requirements: Well sites to be provided by Five Point. Easements will be obtained during final design phase.

CEQA: CEQA documents will be prepared and presented prior to the design phase.

Project Schedule:
 FY 2019/20: Final design of wells and right of way acquisition.
 FY 2020/21: Complete design and construction of wells, pipeline, and site improvements.
 FY 2021/22: Complete construction of site improvements.

Projected Impact on Operating Costs: TBD

Category	Current Estimated Total Project Cost	Cumulative Estimated Expenditures through June 30, 2020	FY 2019/20 Budget	FY 2020/21 Budget
Planning and Conceptual Design	\$ 223,000	\$ 223,000		
Design (Including Bid Services)	747,000	152,000	300,000	300,000
Construction				
Construction Management and Engineering	1,000,000		170,000	1,000,000
Capital Construction Costs	8,691,000		600,000	7,000,000
<i>Unforeseen / Changed Conditions Design Changes (Resulting from RFI)</i>				
<i>Owner-Initiated Changes</i>				
Additional Project Delivery Costs (Post-Construction Activities, Monitoring and Mitigation, etc)	500,000			
TOTAL	\$ 11,161,000	\$ 375,000	\$ 1,070,000	\$ 8,300,000

Notes:
 Up to \$8.3 million will be reimburseable from Whittaker-Bermite in accordance with Amendment 5 of the Whittaker-Bermite Settlement Agreement.

SCV WATER
CAPITAL IMPROVEMENT BUDGET - MAJOR CAPITAL PROJECTS
FY 2019/20 and FY 2020/21 - REGIONAL DIVISION

Project Title: Update Water Conservation and Education Garden

CIP No. 200013

Description: Refurbishment of the existing Conservatory Garden at RVWTP and pocket parks

Category: A - Asset Replacement
 B - Rehabilitation
 C - New Capital
 E - Upgrades

Purpose/Justification: Educating the public on the value of water.

Project Priority: Mid

Site Requirements: Existing RVWTP garden site.

CEQA: Exempt.

Project Schedule: FY 2018/19: Planning
 FY 2019/20: Planning and Conceptual Design, Design, Construction Mgmt., Capital Construction
 FY 2020/21: Additional Project Delivery Costs

Projected Impact on Operating Costs: None

Category	Current Estimated Total Project Cost	Cumulative Estimated Expenditures through June 30, 2020	FY 2019/20 Budget	FY 2020/21 Budget
Planning and Conceptual Design	\$ 95,000	\$ -	\$ 75,000	\$ -
Design (Including Bid Services)	125,000		75,000	50,000
Construction	1,030,000			\$ 1,030,000
Construction Management and Engineering	-		100,000	
Capital Construction Costs	200,000	200,000	850,000	-
<i>Unforeseen / Changed Conditions</i>	-			
<i>Design Changes (Resulting from RFI)</i>	-			
<i>Owner-Initiated Changes</i>	-			
Additional Project Delivery Costs (Post-Construction Activities, Monitoring and Mitigation, etc)	-			
TOTAL	\$ 1,450,000	\$ 200,000	\$ 1,100,000	\$ 1,080,000

Notes:
 Current estimated project cost is \$1.45 million to include demolition, design, construction, and post-construction education support. Conservation updated Water Resources Committee at Feb. 13, 2019 meeting.
 Includes two pocket parks in partnership with the City of Santa Clarita.

**SCV WATER
CAPITAL IMPROVEMENT BUDGET - MAJOR CAPITAL PROJECTS
FY 2019/20 and FY 2020/21 - REGIONAL DIVISION**

Project Title: Magic Mountain Reservoir

CIP No. 200528

Description: Construction of a 5.7 MG reservoir and pump station for the western portion of the service area.

Category: C - New Capital

Purpose/Justification: Provides facilities to store imported water in the western portion of the service area.

Project Priority: Mid

Site Requirements: Reservoir will be constructed on property obtained in fee.

CEQA: Environmental documentation requirements will be addressed during the planning phase.

Project Schedule: FY 2019/20: Perform planning.
FY 2020/21: Complete planning and initiate design.

Projected Impact on Operating Costs: To be determined during the planning phase.

Category	Current Estimated Total Project Cost	Cumulative Estimated Expenditures through June 30, 2020	FY 2019/20 Budget	FY 2020/21 Budget
Planning and Conceptual Design	\$ 327,000	\$ 277,000	\$ 170,000	\$ 50,000
Design (Including Bid Services)	4,750,000	-	-	265,000
Construction				
Construction Management and Engineering	6,350,000	-	-	-
Capital Construction Costs	18,200,000	-	-	-
<i>Unforeseen / Changed Conditions</i>	-	-	-	-
<i>Design Changes (Resulting from RFI)</i>	-	-	-	-
<i>Owner-Initiated Changes</i>	-	-	-	-
Additional Project Delivery Costs (Post-Construction Activities, Monitoring and Mitigation, etc.)	270,000	-	-	-
TOTAL	\$ 29,897,000	\$ 277,000	\$ 170,000	\$ 315,000

Notes:

SCV WATER
CAPITAL IMPROVEMENT BUDGET - MAJOR CAPITAL PROJECTS
FY 2019/20 and FY 2020/21 - REGIONAL DIVISION

Project Title: Castaic Conduit Bypass Pipeline

CIP No. 200903

Description: Construction of a 54-inch diameter pipeline to replace the existing 36-inch diameter sections of the Castaic Conduit.

Category: C - New Capital

Purpose/Justification: Convey treated water from the treatment plants to various turnouts. Improve transmission system hydraulics, remove existing bottleneck.

Project Priority: Mid

Site Requirements: Public rights-of-way and pipeline easements will be obtained during design phase.

CEQA: A Mitigated Negative Declaration was adopted by the Board of Directors on March 9, 2011.

Project Schedule: FY 2020/21: Continue final design and land acquisition.
 FY 2021/22: Complete final design and land acquisition.

Projected Impact on Operating Costs: Less than \$5,000 per year.

Category	Current Estimated Total Project Cost	Cumulative Estimated Expenditures through June 30, 2020	FY 2019/20 Budget	FY 2020/21 Budget
Planning and Conceptual Design	\$ 102,000	\$ 102,000	\$ -	\$ -
Design (Including Bid Services)	1,430,000	850,000	400,000	300,000
Construction				
Construction Management and Engineering	1,369,000	-	-	-
Capital Construction Costs	12,185,000	-	-	-
<i>Unforeseen / Changed Conditions</i>	-	-	-	-
<i>Design Changes (Resulting from RFI)</i>	-	-	-	-
<i>Owner-Initiated Changes</i>	-	-	-	-
Additional Project Delivery Costs (Post-Construction Activities, Monitoring and Mitigation, etc)	30,000	-	-	-
TOTAL	\$ 15,116,000	\$ 952,000	\$ 400,000	\$ 300,000

Notes:

SCV WATER
CAPITAL IMPROVEMENT BUDGET - MAJOR CAPITAL PROJECTS
FY 2019/20 and FY 2020/21 - REGIONAL DIVISION

Project Title: Honby Parallel Phase 2

CIP No. 200510

Description: Construction of a 60-inch diameter pipeline to replace the existing 33-inch and 36-inch diameter pipelines from the end of the Honby Parallel Phase 1 pipeline to the Sand Canyon Pump Station.

Category: C - New Capital

Purpose/Justification: Convey treated water to the eastern portion of the service area. Improve transmission system hydraulics and remove existing bottleneck.

Project Priority: Mid

Site Requirements: Public rights-of-way and pipeline easements will be obtained during design phase.

CEQA: An Environmental Impact Report (EIR) was certified by the Board of Directors on July 13, 2005.

Project Schedule: FY 2020/21: Complete land acquisition and continue design.
FY 2021/22: Continue design.
FY 2022/23: Complete design.

Projected Impact on Operating Costs: Less than \$5,000 per year.

Category	Current Estimated Total Project Cost	Cumulative Estimated Expenditures through June 30, 2020	FY 2019/20 Budget	FY 2020/21 Budget
Planning and Conceptual Design	\$ 459,000	\$ 459,000	\$ -	\$ -
Design (Including Bid Services)	1,455,000	921,000	140,000	225,000
Construction				
Construction Management and Engineering	3,131,000	194,000	-	-
Capital Construction Costs	19,200,000	53,000	-	-
<i>Unforeseen / Changed Conditions</i>	-	-	-	-
<i>Design Changes (Resulting from RFI)</i>	-	-	-	-
<i>Owner-Initiated Changes</i>	-	-	-	-
Additional Project Delivery Costs (Post-Construction Activities, Monitoring and Mitigation, etc)	1,244,000	910,000	-	-
TOTAL	\$ 25,489,000	\$ 2,537,000	\$ 140,000	\$ 225,000

Notes:

**SCV WATER
CAPITAL IMPROVEMENT BUDGET - MAJOR CAPITAL PROJECTS
FY 2019/20 and FY 2020/21 - REGIONAL DIVISION**

Project Title: Recycled Water Program Phase 2C – South End

CIP No. 200455

Description: Construction of new facilities to expand recycled water service from Valencia Water Reclamation Plant toward the south end of the service area.

Category: C - New Capital

Purpose/Justification: Expand recycled water service to additional water customers.

Project Priority: Mid

Site Requirements: Public rights-of-way and pipeline easements will be obtained during design phase.

CEQA: A Mitigated Negative Declaration was adopted by the Board of Directors on August 23, 2017.

Project Schedule: FY 2020/21: Perform design and pursue grants.
FY 2021/22: Complete design and pursue grants.

Projected Impact on Operating Costs: Approximately \$75,000 per year.

Category	Current Estimated Total Project Cost	Cumulative Estimated Expenditures through June 30, 2020	FY 2019/20 Budget	FY 2020/21 Budget
Planning and Conceptual Design	\$ 383,000	\$ 383,000	\$ -	\$ -
Design (Including Bid Services)	770,000	450,000	150,000	100,000
Construction				
Construction Management and Engineering	1,200,000	-	-	-
Capital Construction Costs	10,309,000	-	-	-
<i>Unforeseen / Changed Conditions</i>	-	-	-	-
<i>Design Changes (Resulting from RFI)</i>	-	-	-	-
<i>Owner-Initiated Changes</i>	-	-	-	-
Additional Project Delivery Costs (Post-Construction Activities, Monitoring and Mitigation, etc)	40,000	-	-	-
TOTAL	\$ 12,702,000	\$ 833,000	\$ 150,000	\$ 100,000

Notes:

Current estimated total project cost represents Regional Division's share of estimated project costs (backbone system only). Current total estimated project cost for Phase 2C = \$15,752,000. Regional Division's share of project cost = \$12,702,000.

SCV WATER
CAPITAL IMPROVEMENT BUDGET - MAJOR CAPITAL PROJECTS
FY 2019/20 and FY 2020/21 - REGIONAL DIVISION

Project Title: Recycled Water Program Phase 2A – Central Park

CIP No. 200453

Description: Construction of new facilities to expand recycled water service from the Valencia Water Reclamation Plant to Central Park, and serve users in central Valencia and Saugus portions of the service area.

Category: C - New Capital

Purpose/Justification: Expand recycled water service to additional water customers.

Project Priority: Low

Site Requirements: Rio Vista Water Treatment Plant (RVWTP) site, public rights-of-way encroachments, and easements or land purchases that will be obtained during the design phase.

CEQA: A Mitigated Negative Declaration was adopted by the Board of Directors on December 13, 2017.

Project Schedule: FY 2020/21: Pursue grant funding.

Projected Impact on Operating Costs: Approximately \$75,000 per year.

Category	Current Estimated Total Project Cost	Cumulative Estimated Expenditures through June 30, 2020	FY 2019/20 Budget	FY 2020/21 Budget
Planning and Conceptual Design	\$ 240,000	\$ 240,000	\$ -	\$ -
Design (Including Bid Services)	1,322,000	36,000	5,000	5,000
Construction				
Construction Management and Engineering	1,252,000	-	-	-
Capital Construction Costs	12,520,000	-	-	-
<i>Unforeseen / Changed Conditions</i>	-	-	-	-
<i>Design Changes (Resulting from RFI)</i>	-	-	-	-
<i>Owner-Initiated Changes</i>	-	-	-	-
Additional Project Delivery Costs (Post-Construction Activities, Monitoring and Mitigation, etc)	60,000	2,000		
TOTAL	\$ 15,394,000	\$ 278,000	\$ 5,000	\$ 5,000

Notes:
 Current estimated total project cost represents Regional Division's share of estimated project costs (backbone system only). Current total estimated project cost for Phase 2A = \$18,755,000. Regional Division's share of project cost = \$15,394,000.

SCV WATER
CAPITAL IMPROVEMENT BUDGET - MAJOR CAPITAL PROJECTS
FY 2019/20 and FY 2020/21 - REGIONAL DIVISION

Project Title: Groundwater Treatment Improvements

CIP No. 200964

Description: Design and construction of facilities at SPTF to remove VOCs from groundwater pumped from the Saugus Wells 1 and 2.

Category: C - New Capital

Purpose/Justification: VOCs would be removed to non-detect levels consistent with the perchlorate plant's operational go.

Project Priority: High

Site Requirements: Adjacent to the SPTF at RVIPS.

CEQA: Environmental documentation will be completed prior to the award of a final design contract.

Project Schedule: FY 2019/20: CERCLA investigatory and public participation process.
 FY 2020/21: Perform final design.
 FY 2021/22: Initiate and complete construction.

Projected Impact on Operating Costs: About \$50,000/year for GAC replacement. Additional electrical costs TBD.

Category	Current Estimated Total Project Cost	Cumulative Estimated Expenditures through June 30, 2020	FY 2019/20 Budget	FY 2020/21 Budget
Planning and Conceptual Design	\$ 339,000	\$ 139,000	\$ 200,000	\$ 100,000
Design (Including Bid Services)	307,000	82,000	140,000	140,000
Construction				
Construction Management and Engineering	400,000	-	-	-
Capital Construction Costs	3,000,000	-	-	-
<i>Unforeseen / Changed Conditions</i>	-	-	-	-
<i>Design Changes (Resulting from RFI)</i>	-	-	-	-
<i>Owner-Initiated Changes</i>	-	-	-	-
Additional Project Delivery Costs (Post-Construction Activities, Monitoring and Mitigation, etc)	300,000	-	-	-
TOTAL	\$ 4,346,000	\$ 221,000	\$ 340,000	\$ 240,000

Notes:

**SCV WATER
CAPITAL IMPROVEMENT BUDGET - MAJOR CAPITAL PROJECTS
FY 2019/20 and FY 2020/21 - REGIONAL DIVISION**

Project Title: Saugus Formation Dry Year Reliability Wells

CIP No. 200963

Description: Two wells capable of producing water at the combined rate of 4,200 gpm and associated pipelines to convey water to the Agency's distribution system.

Category: C - New Capital

Purpose/Justification: Provide water to make up for production lost during dry periods.

Project Priority: Low

Site Requirements: Well sites to be provided by Five Point. Easements will be obtained during final design phase.

CEQA: CEQA documentation will be prepared during planning phase.

Project Schedule: FY 2020/21: Coordinate with Groundwater Sustainability Act (GSA) activities.

Projected Impact on Operating Costs: TBD. Pumping, disinfection and maintenance costs will be incurred but will be offset by reduced costs of importing and treating surface water supplies.

Category	Current Estimated Total Project Cost	Cumulative Estimated Expenditures through June 30, 2020	FY 2019/20 Budget	FY 2020/21 Budget
Planning and Conceptual Design	\$ 601,000	\$ 221,000		\$ 380,000
Design (Including Bid Services)	800,000		-	
Construction				
Construction Management and Engineering	1,000,000		-	
Capital Construction Costs	8,691,000		-	
<i>Unforeseen / Changed Conditions</i>				
<i>Design Changes (Resulting from RFI)</i>				
<i>Owner-Initiated Changes</i>				
Additional Project Delivery Costs (Post-Construction Activities, Monitoring and Mitigation, etc)	500,000		-	-
TOTAL	\$ 11,592,000	\$ 221,000	\$ -	\$ 380,000

Notes:
Project on hold pending groundwater modeling and outcome from GSA related activities.

SCV WATER
CAPITAL IMPROVEMENT BUDGET - MAJOR CAPITAL PROJECTS
FY 2019/20 and FY 2020/21 - RETAIL DIVISIONS

Project Title: Laboratory PFAS Analytical Equipment

CIP No.: TBD

Description: Purchase Laboratory PFAS Analytical Equipment

Category: New Capital

Purpose/Justification: Provide the SCVWA laboratory the ability to analyze PFAS chemicals

Project Priority: High Priority

Site Requirements: TBD

CEQA: NA

Project Schedule: FY 2020/21: Purchase, install, and certify PFAS analytical equipment

Projected Impact on Operating Costs: TBD

Category	Current Estimated Total Project Cost	Cumulative Estimated Expenditures through June 30, 2020	FY 2019/20 Budget	FY 2020/21 Budget
Planning and Conceptual Design	\$ -	\$ -		\$ -
Design (Including Bid Services)	-	-		-
Construction	550,000			550,000
Construction Management and Engineering	-			-
Capital Construction Costs	-			-
<i>Unforeseen / Changed Conditions</i>	-	-	-	-
<i>Design Changes (Resulting from RFI)</i>	-	-	-	-
<i>Owner-Initiated Changes (land acquisition)</i>	-	-	-	-
Additional Project Delivery Costs (Post-Construction Activities, Monitoring and Mitigation, etc)				
TOTAL	\$ 550,000	\$ -	\$ -	\$ 550,000

Notes:

Santa Clarita Valley Water Agency
Capital Improvement Budget - Regional Division
FY 2019/20 and FY 2020/21 Budget

 **DRAFT**

CIP No.	Project Title	Project Category (A, B, C, D, E)	Current Estimated Total Project Cost	Cumulative Estimated Expenditures through June 30, 2020	FY 2019/20 Budget	FY 2020/21 Budget
1	Sewer Pipeline Replacement (Sand Canyon)	C	\$ 400,000	\$ -	\$ -	\$ 250,000
2	S16702 Recycled Water Program Phase 2B - Vista Canyon Extension - Distribution	C	\$ 1,520,000	\$ 820,000	\$ 820,000	\$ 700,000
3	S16702 Recycled Water Program Phase 2B - Customer Retrofits	C	\$ 300,000	\$ -	\$ -	\$ 300,000
4	TBD Recycled Water Program Phase 2D - West Ranch Recycled Water - Distribution	C	\$ 1,652,000	\$ -	\$ -	\$ 1,652,000
5	TBD Recycled Water Program Phase 2D - West Ranch Customer Retrofits	C	\$ 550,000	\$ -	\$ -	\$ 550,000
6	S16701 Los Angeles Residential Community (LARC) Pipeline	C	\$ 900,000	\$ 100,000	\$ 100,000	\$ 800,000
7	TBD Vista Canyon Bridge Piping at Soledad/Lost Canyon	E	\$ 325,000	\$ 25,000	\$ 25,000	\$ 300,000
8	Rainbow Glen Pipeline Improvements	B	\$ 265,000	\$ -	\$ -	\$ 265,000
9	The Old Road Pipeline Improvements	B	\$ 510,000	\$ -	\$ -	\$ 510,000
10	Ridge Route Pipeline Relocation	B	\$ 753,000	\$ 288,000	\$ 358,000	\$ 395,000
11	SC-2 Conversion to Gravity	B	\$ 305,000	\$ 40,000	\$ 40,000	\$ 265,000
12	Valencia Marketplace Pipeline Replacement	B	\$ 450,000	\$ -	\$ -	\$ 450,000
13	TBD West Newhall Interconnections (NWD, SCWD, VWD)	C	\$ 430,000	\$ -	\$ -	\$ 430,000
14	Large Diameter PVC Pipeline Replacements	B	\$ 500,000	\$ -	\$ -	\$ 500,000
15	TBD Dockweiler- Sierra Hwy Pipeline	C	\$ 850,000	\$ 25,000	\$ 25,000	\$ 425,000
16	Vasquez Pipeline Improvements	B	\$ 465,000	\$ -	\$ -	\$ 465,000
17	TBD V-9 Improvements	C	\$ 1,000,000	\$ -	\$ -	\$ 700,000
18	TBD Market Street/Shadeland/Maple Street Pipelines (Wiley Canyon)	C	\$ 1,650,000	\$ -	\$ -	\$ 200,000
19	S17607 Friendly Valley Pipeline in Via Princessa Extension (Crossroads) 1.2 Mile 16" DIP	C	\$ 1,350,000	\$ 25,000	\$ 25,000	\$ 125,000
20	S17607 Golden Valley Pipeline in Via Princessa Extension (Crossroads) 1.2 miles 16" DIP	C	\$ 550,000	\$ 25,000	\$ 25,000	\$ 125,000
21	TBD SC-12 Warmuth to Sand Canyon Pipeline (Design)	C	\$ 750,000	\$ -	\$ -	\$ 100,000
22	Recycled Water Pump Station Improvements	B	\$ 450,000	\$ -	\$ 150,000	\$ 450,000
23	S17701 Deane Zone Pump Station @ Skyline Ranch - 2 x 850 gpm	C	\$ 800,000	\$ 40,000	\$ 40,000	\$ 760,000
24	S20702 Deane Zone Pump Station (Sand Cyn Plaza) - 2 x 1000 gpm	C	\$ 950,000	\$ 75,000	\$ 75,000	\$ 875,000
25	TBD Market Street Pump Station (Wiley Canyon)	C	\$ 1,750,000	\$ -	\$ -	\$ 150,000
26	S17607 Friendly Valley Booster Station (Crossroads)	C	\$ 725,000	\$ -	\$ -	\$ 75,000
27	Recycled Water Tank Recoat	B	\$ 500,000	\$ -	\$ -	\$ 500,000
28	Newhall Tank 2 Recoat and Repair	B	\$ 500,000	\$ 10,000	\$ 10,000	\$ 490,000
29	S20703 One 1.5 MG Deane Tank @ Existing Deane Tank Site (Sand Cyn Plaza)	C	\$ 1,225,000	\$ 75,000	\$ 75,000	\$ 150,000
30	S20703 Deane Tank Site (Existing) Improvements	C	\$ 550,000	\$ 20,000	\$ 25,000	\$ 75,000
31	S17702 Two 2.1 MG Deane Tanks @ Skyline Ranch (Construct One tank in 2020/21)	C	\$ 4,325,000	\$ 75,000	\$ 75,000	\$ 2,350,000
32	TBD Deane Zone Disinfection @ Skyline Ranch	C	\$ 565,000	\$ 50,000	\$ 50,000	\$ 515,000
33	TBD Tank 4 (Wiley Canyon)	C	\$ 1,750,000	\$ -	\$ -	\$ 200,000
34	TBD Two 1.6 MG Placerita Tanks (SCWD)	C	\$ 4,100,000	\$ 181,000	\$ -	\$ 100,000
35	S17607 3.25 MG Friendly Valley Tank (Crossroads)	C	\$ 5,175,000	\$ -	\$ -	\$ 75,000
36	S17607 1.6 MG Golden Valley Tank (Crossroads)	C	\$ 875,000	\$ -	\$ -	\$ 75,000
37	Well 160 Rehabilitation	B	\$ 460,000	\$ 50,000	\$ 50,000	\$ 410,000
38	S19734 PFAS Groundwater Treatment Improvements - N Wells	C	\$ 7,445,000	\$ 4,147,000	\$ -	\$ 3,298,000
39	S19734C-V PFAS Groundwater Treatment Improvements - Valley Center Well	C	\$ 5,000,000	\$ 100,000	\$ -	\$ 4,900,000
40	TBD PFAS Groundwater Treatment Improvements - Santa Clara Well	C	\$ 5,000,000	\$ 100,000	\$ -	\$ 4,900,000
41	TBD PFAS Groundwater Treatment Improvements - Honby Well	C	\$ 5,000,000	\$ 50,000	\$ -	\$ 250,000
42	TBD PFAS Groundwater Treatment Improvements - Mitchell 5A Replacement	C	\$ 5,000,000	\$ -	\$ -	\$ 250,000
43	TBD PFAS Groundwater Treatment Improvements - Additional Wells (T7, U4, U6)	C	\$ 10,000,000	\$ -	\$ -	\$ 3,500,000
44	TBD PFAS Groundwater Treatment Improvements - E Wells (E-14, E-15, E-16- E-17)	C	\$ 16,300,000	\$ 50,000	\$ -	\$ 250,000
45	Well Q2 Perchlorate Removal Facility	C	\$ 1,555,000	\$ 395,000	\$ -	\$ 1,160,000
46	TBD Well 205 Perchlorate Removal Facility	C	\$ 5,000,000	\$ 50,000	\$ -	\$ 1,500,000
TOTAL			\$ 77,550,000	\$ 5,248,000	\$ 175,000	\$ 23,733,000

CATEGORY A: Asset Replacement
 CATEGORY B: Rehabilitation
 CATEGORY C: New Capital
 CATEGORY D: Technology Investments
 CATEGORY E: Upgrades

**SCV WATER
CAPITAL IMPROVEMENT BUDGET - MAJOR CAPITAL PROJECTS
FY 2019/20 and FY 2020/21 - RETAIL DIVISIONS**

Project Title: Sewer Pipeline Replacement (Sand Canyon)

CIP No. TBD

Description: Replace and Upgrade Sewer Pipeline to Current Standards

Category: C - New Capital

Purpose/Justification: To Upgrade sewer to current County design standards and transfer ownership to City

Project Priority: Mid

Site Requirements: Construction will be within Public Right-of-Way

CEQA: Categorical Exemption

Project Schedule: FY 2020/21: Potholing and Design, Start Construction
FY 2021/22: Complete Construction

Projected Impact on Operating Costs: TBD

Category	Current Estimated Total Project Cost	Cumulative Estimated Expenditures through June 30, 2020	FY 2019/20 Budget	FY 2020/21 Budget
Planning and Conceptual Design				
Design (Including Bid Services)	125,000	-		125,000
Construction				
Construction Management and Engineering	25,000			
Capital Construction Costs	250,000			125,000
<i>Unforeseen / Changed Conditions</i>	-	-	-	-
<i>Design Changes (Resulting from RFI)</i>	-	-	-	-
<i>Owner-Initiated Changes (land acquisition)</i>	-		-	-
Additional Project Delivery Costs (Post-Construction Activities, Monitoring and Mitigation, etc)				
TOTAL	\$ 400,000	\$ -	\$ -	\$ 250,000

Notes:

SCV WATER
CAPITAL IMPROVEMENT BUDGET - MAJOR CAPITAL PROJECTS
FY 2019/20 and FY 2020/21 - RETAIL DIVISIONS

Project Title: Recycled Water Program Phase 2B – Vista Canyon Extension - Distribution (SCWD)

CIP No. S16702

Description: Construction of new distribution facilities to expand recycled water service from the Vista Canyon Water Factory to customers in the eastern portion of SCWD service area.

Category: New Capital

Purpose/Justification: Expand recycled water service to existing irrigation customers to offset potable water demands

Project Priority: High

Site Requirements: Pipelines will be constructed in public right of way and easements

CEQA: Mitigated Negative Declaration was adopted by CLWA's Board of Directors on November 20,

Project Schedule: FY 2019/20: Start Construction of distribution pipelines
 FY 2020/21: Complete construction of distribution pipelines

Projected Impact on Operating Costs: Less than \$5,000 per year.

Category	Current Estimated Total Project Cost	Cumulative Estimated Expenditures through June 30, 2020	FY 2019/20 Budget	FY 2020/21 Budget
Planning and Conceptual Design	\$ 20,000	\$ 20,000	\$ 20,000	\$ -
Design (Including Bid Services)	150,000	150,000	150,000	-
Construction				
Construction Management and Engineering	200,000	100,000	100,000	100,000
Capital Construction Costs	1,100,000	550,000	550,000	550,000
<i>Unforeseen / Changed Conditions</i>	-	-	-	-
<i>Design Changes (Resulting from RFI)</i>	-	-	-	-
<i>Owner-Initiated Changes</i>	-	-	-	-
Additional Project Delivery Costs (Post-Construction Activities, Monitoring and Mitigation, etc)	50,000		-	50,000
TOTAL	\$ 1,520,000	\$ 820,000	\$ 820,000	\$ 700,000

Notes:

Estimated costs are for Phase 2B distribution system only. Current total estimated project cost for Phase 2B = \$7,672,900. Project is expected to receive \$2,710,300 in grant funds from Department of Water Resources.

**SCV WATER
CAPITAL IMPROVEMENT BUDGET - MAJOR CAPITAL PROJECTS
FY 2019/20 and FY 2020/21 - RETAIL DIVISIONS**

Project Title: Recycled Water Program Phase 2B – Vista Canyon Extension - Connection Retrofits

CIP No. S16702

Description: Coordination and Construction of irrigation customer retrofits in Fair Oaks Community to receive recycled water service.

Category: New Capital

Purpose/Justification: Expand recycled water service to existing irrigation customers to offset potable water demands

Project Priority: High

Site Requirements: Service laterals to private landscape areas

CEQA: Mitigated Negative Declaration was adopted by CLWA's Board of Directors on November 20,

Project Schedule: FY 2019/20: Construction of distribution pipelines and retrofits
FY 2020/21: Complete construction of retrofits

Projected Impact on Operating Costs: Less than \$5,000 per year.

Category	Current Estimated Total Project Cost	Cumulative Estimated Expenditures through June 30, 2020	FY 2019/20 Budget	FY 2020/21 Budget
Planning and Conceptual Design	\$ -			
Design (Including Bid Services)	50,000			50,000
Construction				
Construction Management and Engineering	50,000			50,000
Capital Construction Costs	200,000			200,000
<i>Unforeseen / Changed Conditions</i>	-			
<i>Design Changes (Resulting from RFI)</i>	-			
<i>Owner-Initiated Changes</i>	-			
Additional Project Delivery Costs (Post-Construction Activities, Monitoring and Mitigation, etc)	-			
TOTAL	\$ 300,000	\$ -	\$ -	\$ 300,000

Notes:

Estimated costs are for Phase 2B distribution system only. Project is expected to receive \$2,710,300 in grant funds from Department of Water Resources.

SCV WATER
CAPITAL IMPROVEMENT BUDGET - MAJOR CAPITAL PROJECTS
FY 2019/20 and FY 2020/21 - RETAIL DIVISIONS

Project Title: Recycled Water Program Phase 2D – West Ranch Recycled Water Extension - Distribution (VWD)

CIP No. TBD

Description: Construction of new distribution facilities to expand recycled water service from the Recycled Water Reservoir #1 to customers in the Westridge area of VWD service area.

Category: New Capital

Purpose/Justification: Expand recycled water service to existing irrigation customers to offset potable water demands

Project Priority: High

Site Requirements: Pipelines will be constructed in public right of way and easements

CEQA: Mitigated Negative Declaration was adopted by CLWA's Board of Directors on July 26, 2017

Project Schedule: FY 2019/20: Start Construction of distribution pipelines
 FY 2020/21: Complete construction of distribution pipelines

Projected Impact on Operating Costs: Less than \$5,000 per year.

Category	Current Estimated Total Project Cost	Cumulative Estimated Expenditures through June 30, 2020	FY 2019/20 Budget	FY 2020/21 Budget
Planning and Conceptual Design				\$ -
Design (Including Bid Services)				-
Construction				
Construction Management and Engineering	200,000			200,000
Capital Construction Costs	1,400,000			1,400,000
<i>Unforeseen / Changed Conditions</i>	-	-	-	-
<i>Design Changes (Resulting from RFI)</i>	-	-	-	-
<i>Owner-Initiated Changes</i>	-	-	-	-
Additional Project Delivery Costs (Post-Construction Activities, Monitoring and Mitigation, etc)	52,000		-	52,000
TOTAL	\$ 1,652,000	\$ -	\$ -	\$ 1,652,000

Notes:
 Estimated costs are for Phase 2D Distribution system only. Current total estimated project cost for Phase 2D = \$4,462,000. Retail portion is \$1,652,000

SCV WATER
CAPITAL IMPROVEMENT BUDGET - MAJOR CAPITAL PROJECTS
FY 2019/20 and FY 2020/21 - RETAIL DIVISIONS

Project Title: Recycled Water Program Phase 2D – West Ranch Recycled Water Extension - Connection Retrofits

CIP No. TBD

Description: Coordination and Construction of irrigation customer retrofits in West Ranch Community to receive recycled water service.

Category: New Capital

Purpose/Justification: Expand recycled water service to existing irrigation customers to offset potable water demands

Project Priority: High

Site Requirements: Service laterals to private landscape areas

CEQA: Mitigated Negative Declaration was adopted by CLWA's Board of Directors on July 26, 2017

Project Schedule: FY 2019/20: Construction of distribution pipelines and retrofits
 FY 2020/21: Complete construction of retrofits

Projected Impact on Operating Costs: Less than \$5,000 per year.

Category	Current Estimated Total Project Cost	Cumulative Estimated Expenditures through June 30, 2020	FY 2019/20 Budget	FY 2020/21 Budget
Planning and Conceptual Design	\$ -			
Design (Including Bid Services)	50,000			50,000
Construction				
Construction Management and Engineering	50,000			50,000
Capital Construction Costs	450,000			450,000
<i>Unforeseen / Changed Conditions</i>	-			
<i>Design Changes (Resulting from RFI)</i>	-			
<i>Owner-Initiated Changes</i>	-			
Additional Project Delivery Costs (Post-Construction Activities, Monitoring and Mitigation, etc)	-			
TOTAL	\$ 550,000	\$ -	\$ -	\$ 550,000

Notes:
 Estimated costs are for Phase 2D distribution system only.

SCV WATER
CAPITAL IMPROVEMENT BUDGET - MAJOR CAPITAL PROJECTS
FY 2019/20 and FY 2020/21 - RETAIL DIVISIONS

Project Title: Los Angeles Residential Community (LARC) Pipeline (SCWD)

CIP No. S16701

Description: Construct 9,500 linear feet of 12-inch diameter pipeline in Bouquet Canyon Road from Shadow Valley Lane to LARC

Category: New Capital

Purpose/Justification: Provide potable water service to LARC with extra pipeline capacity to allow for service to other existing developments along the pipeline route

Project Priority: High

Site Requirements: Pipeline will be installed in public right-of-way

CEQA: Mitigated Negative Declaration was adopted by CLWA's Board of Directors on March 8, 2017

Project Schedule: FY 2019/20: Complete Design
 FY 2020/21: Secure Grant Funds; Start and Complete Construction

Projected Impact on Operating Costs: Less than \$5,000 per year

Category	Current Estimated Total Project Cost	Cumulative Estimated Expenditures through June 30, 2020	FY 2019/20 Budget	FY 2020/21 Budget
Planning and Conceptual Design	\$ 25,000	\$ 25,000	\$ 25,000	\$ -
Design (Including Bid Services)	\$ 75,000	75,000	75,000	
Construction				
Construction Management and Engineering	\$ 100,000			100,000
Capital Construction Costs	\$ 700,000	-		\$ 700,000
<i>Unforeseen / Changed Conditions Design Changes (Resulting from RFI)</i>	-			
<i>Owner-Initiated Changes</i>	\$ -		\$ -	
Additional Project Delivery Costs (Post-Construction Activities, Monitoring and Mitigation, etc)		"		
TOTAL	\$ 900,000	\$ 100,000	\$ 100,000	\$ 800,000

Notes:
 Budget assumes LARC portion is funded by SWRCB Grant. Budget represents SCV Water's portion of project costs to upsue from 8-inch to 12-inch pipeline to provide water service to other existing developments along pipeline route.

**SCV WATER
CAPITAL IMPROVEMENT BUDGET - MAJOR CAPITAL PROJECTS
FY 2019/20 and FY 2020/21 - RETAIL DIVISIONS**

Project Title: Vista Canyon Bridge Piping at Soledad/Lost Canyon

CIP No. TBD

Description: Upgrade SCWD Pipelines at Soledad Canyon Road and Lost Canyon Road

Category: New Capital

Purpose/Justification: Replace old pipelines with new pipelines before City constructs new intersection

Project Priority: High

Work is within public right of way

Site Requirements:

CEQA: Prepared by Developer for Tract 69164

Project Schedule: FY 2019/20: Start Design
FY 2020/21: Complete design and construction

Projected Impact on Operating Costs: Less than \$5,000 per year

Category	Current Estimated Total Project Cost	Cumulative Estimated Expenditures through June 30, 2020	FY 2019/20 Budget	FY 2020/21 Budget
Planning and Conceptual Design	-			\$ -
Design (Including Bid Services)	50,000	25,000	25,000	25,000
Construction				
Construction Management and Engineering	25,000			25,000
Capital Construction Costs	250,000			250,000
<i>Unforeseen / Changed Conditions</i>				
<i>Design Changes (Resulting from RFI)</i>				
<i>Owner-Initiated Changes</i>				
Additional Project Delivery Costs (Post-Construction Activities, Monitoring and Mitigation, etc)			-	-
TOTAL	\$ 325,000	\$ 25,000	\$ 25,000	\$ 300,000

Notes:

Schedule of work is being coordinated with City and Developer as part of new Vista Canyon Bridge Crossing. CIP budget is for SCV Water upgrades only

**SCV WATER
CAPITAL IMPROVEMENT BUDGET - MAJOR CAPITAL PROJECTS
FY 2019/20 and FY 2020/21 - RETAIL DIVISIONS**

Project Title: Rainbow Glen Pipeline Construction

CIP No. TBD

Description: Construct approximately 900 feet of new mainline

Category: C - New Capital

Purpose/Justification: Improve flows and provide redundancy

Project Priority: Mid

Site Requirements: Construction will be within Public Right-of-Way

CEQA: Categorical Exemption

Project Schedule: FY 2020/21: Construction

Projected Impact on Operating Costs: TBD

Category	Current Estimated Total Project Cost	Cumulative Estimated Expenditures through June 30, 2020	FY 2019/20 Budget	FY 2020/21 Budget
Planning and Conceptual Design				
Design (Including Bid Services)		-		
Construction				
Construction Management and Engineering				
Capital Construction Costs	265,000			265,000
<i>Unforeseen / Changed Conditions</i>	-	-	-	-
<i>Design Changes (Resulting from RFI)</i>	-	-	-	-
<i>Owner-Initiated Changes (land acquisition)</i>	-		-	-
Additional Project Delivery Costs (Post-Construction Activities, Monitoring and Mitigation, etc)				
TOTAL	\$ 265,000	\$ -	\$ -	\$ 265,000

Notes:

**SCV WATER
CAPITAL IMPROVEMENT BUDGET - MAJOR CAPITAL PROJECTS
FY 2019/20 and FY 2020/21 - RETAIL DIVISIONS**

Project Title: The Old Road Pipeline Construction

CIP No. TBD

Description: Construct approximately 1,400 feet of new pipeline

Category: New Capital

Purpose/Justification: Improve flows and provide redundancy

Project Priority: Mid

Site Requirements: Construction will be within Public Right-of-Way

CEQA: Categorical exemption

Project Schedule: FY 2020/21: Construction

Projected Impact on Operating Costs: Less than \$5,000 per year.

Category	Current Estimated Total Project Cost	Cumulative Estimated Expenditures through June 30, 2020	FY 2019/20 Budget	FY 2020/21 Budget
Planning and Conceptual Design				
Design (Including Bid Services)	20,000	-		20,000
Construction				
Construction Management and Engineering				
Capital Construction Costs	490,000			490,000
<i>Unforeseen / Changed Conditions</i>	-	-	-	-
<i>Design Changes (Resulting from RFI)</i>	-	-	-	-
<i>Owner-Initiated Changes (land acquisition)</i>	-		-	-
Additional Project Delivery Costs (Post-Construction Activities, Monitoring and Mitigation, etc)				
TOTAL	\$ 510,000	\$ -	\$ -	\$ 510,000

Notes:

**SCV WATER
CAPITAL IMPROVEMENT BUDGET - MAJOR CAPITAL PROJECTS
FY 2019/20 and FY 2020/21 - RETAIL DIVISIONS**

Project Title: Ridge Route Road Pipeline Relocation and Improvements

CIP No. TBD

Description: Relocate approximately 800 feet of pipeline

Category: B - Rehabilitation

Purpose/Justification: Relocate vital transmission pipeline out of roadway currently subject to landslides

Project Priority: Mid

Site Requirements: Construction will be within Public Right-of-way

CEQA: Categorical Exemption

Project Schedule: FY 2020/21: Complete Phase 2 of Project

Projected Impact on Operating Costs: Less than \$5,000 per year

Category	Current Estimated Total Project Cost	Cumulative Estimated Expenditures through June 30, 2020	FY 2019/20 Budget	FY 2020/21 Budget
Planning and Conceptual Design	\$ -			
Design (Including Bid Services)	15,000	15,000	15,000	
Construction				
Construction Management and Engineering				
Capital Construction Costs	738,000	273,000	343,000	395,000
<i>Unforeseen / Changed Conditions</i>	-	-	-	-
<i>Design Changes (Resulting from RFI)</i>	-	-	-	-
<i>Owner-Initiated Changes (land acquisition)</i>	-		-	-
Additional Project Delivery Costs (Post-Construction Activities, Monitoring and Mitigation, etc)				
TOTAL	\$ 753,000	\$ 288,000	\$ 358,000	\$ 395,000

Notes:

Project expanded to include additional pipeline replacement and realignment

**SCV WATER
CAPITAL IMPROVEMENT BUDGET - MAJOR CAPITAL PROJECTS
FY 2019/20 and FY 2020/21 - RETAIL DIVISIONS**

Project Title: SC-2 Gravity Flow Conversion

CIP No. TBD

Description: Construct SC-2 Turnout to flow off the discharge side of Sand Cyn Pump Station

Category: E - Upgrades

Purpose/Justification: To provide more operation flexibility and efficiency in operating SC-2 and SC-4

Project Priority: Mid

Site Requirements: Construction will be within Public Right-of-Way

CEQA: Categorical Exemption

Project Schedule: FY 2020/21: Construction

Projected Impact on Operating Costs: TBD

Category	Current Estimated Total Project Cost	Cumulative Estimated Expenditures through June 30, 2020	FY 2019/20 Budget	FY 2020/21 Budget
Planning and Conceptual Design				
Design (Including Bid Services)	40,000	40,000	40,000	
Construction				
Construction Management and Engineering				
Capital Construction Costs	265,000			265,000
<i>Unforeseen / Changed Conditions</i>	-	-	-	-
<i>Design Changes (Resulting from RFI)</i>	-	-	-	-
<i>Owner-Initiated Changes (land acquisition)</i>	-		-	-
Additional Project Delivery Costs (Post-Construction Activities, Monitoring and Mitigation, etc)				
TOTAL	\$ 305,000	\$ 40,000	\$ 40,000	\$ 265,000

Notes:

**SCV WATER
CAPITAL IMPROVEMENT BUDGET - MAJOR CAPITAL PROJECTS
FY 2019/20 and FY 2020/21 - RETAIL DIVISIONS**

Project Title: Marketplace Pipeline Replacement

CIP No.: TBD

Description: Replacement of approximately 1,400 feet of 14" diameter PVC Pipeline

Category: B - Rehabilitation

Purpose/Justification: Replacement of old >12" PVC Pipeline

Project Priority: Mid

Site Requirements: Reconstruct within existing easement

CEQA: Categorical Exemption

Project Schedule: FY 2020/21: Complete construction

Projected Impact on Operating Costs: TBD

Category	Current Estimated Total Project Cost	Cumulative Estimated Expenditures through June 30, 2020	FY 2019/20 Budget	FY 2020/21 Budget
Planning and Conceptual Design				
Design (Including Bid Services)		-		
Construction				
Construction Management and Engineering				-
Capital Construction Costs	450,000			450,000
<i>Unforeseen / Changed Conditions</i>	-	-	-	-
<i>Design Changes (Resulting from RFI)</i>	-	-	-	-
<i>Owner-Initiated Changes (land acquisition)</i>	-		-	-
Additional Project Delivery Costs (Post-Construction Activities, Monitoring and Mitigation, etc)				
TOTAL	\$ 450,000	\$ -	\$ -	\$ 450,000

Notes:

SCV WATER
CAPITAL IMPROVEMENT BUDGET - MAJOR CAPITAL PROJECTS
FY 2019/20 and FY 2020/21 - RETAIL DIVISIONS

Project Title: West Newhall Inter-connections (NWD,SCWD, VWD)

CIP No. TBD

Description: Planning, design and construction allowance for inter-connection

Category: New Capital

Purpose/Justification: Improve Water Supply Reliability and Operational Flexibility

Project Priority: High Priority

Site Requirements: TBD

CEQA: TBD

Project Schedule: FY 2019/20: Planning, Design and start of construction
 FY 2020/21: Complete Construction
 FY 2021/22: Complete Construction

Projected Impact on Operating Costs: Less than \$5,000 per year.

Category	Current Estimated Total Project Cost	Cumulative Estimated Expenditures through June 30, 2020	FY 2019/20 Budget	FY 2020/21 Budget
Planning and Conceptual Design	\$ 25,000	\$ -	\$ -	\$ 25,000
Design (Including Bid Services)	75,000			75,000
Construction				
Construction Management and Engineering	30,000	-	-	30,000
Capital Construction Costs	300,000	-	-	300,000
<i>Unforeseen / Changed Conditions</i>	-	-	-	-
<i>Design Changes (Resulting from RFI)</i>	-	-	-	-
<i>Owner-Initiated Changes</i>	-	-	-	-
Additional Project Delivery Costs (Post-Construction Activities, Monitoring and Mitigation, etc.)				
	-	-	-	-
TOTAL	\$ 430,000	\$ -	\$ -	\$ 430,000

Notes:

SCV WATER
CAPITAL IMPROVEMENT BUDGET - MAJOR CAPITAL PROJECTS
FY 2019/20 and FY 2020/21 - RETAIL DIVISIONS

Project Title: Strategic Replacement of Large PVC Pipeline

CIP No. TBD

Description: Replace PVC pipeline >12" in diameter

Category: C - New Capital

Purpose/Justification: To replace strategic section of large PVC pipeline to avoid major failures

Project Priority: Mid

Site Requirements: Construction will be within Public Right-of-Way

CEQA: Categorical Exemption

Project Schedule: FY 2020/21: Design and Construction

Projected Impact on Operating Costs: TBD

Category	Current Estimated Total Project Cost	Cumulative Estimated Expenditures through June 30, 2020	FY 2019/20 Budget	FY 2020/21 Budget
Planning and Conceptual Design				
Design (Including Bid Services)	20,000	-		20,000
Construction				
Construction Management and Engineering				
Capital Construction Costs	480,000			480,000
<i>Unforeseen / Changed Conditions</i>	-	-	-	-
<i>Design Changes (Resulting from RFI)</i>	-	-	-	-
<i>Owner-Initiated Changes (land acquisition)</i>	-		-	-
Additional Project Delivery Costs (Post-Construction Activities, Monitoring and Mitigation, etc)				
TOTAL	\$ 500,000	\$ -	\$ -	\$ 500,000

Notes:

**SCV WATER
CAPITAL IMPROVEMENT BUDGET - MAJOR CAPITAL PROJECTS
FY 2019/20 and FY 2020/21 - RETAIL DIVISIONS**

Project Title: Dockweiler- Sierra Highway Pipeline

CIP No. TBD

Description: Construct new 12-inch water pipeline frm Dockweiler Drive to Newhall Avenue

Category: New Capital

Purpose/Justification: Improve water supply reliability to Zone 2

Project Priority: High

Public Right of Way

Site Requirements:

CEQA: SCV Water to prepare CEQA documents

Project Schedule: FY 2019/20: Planning, Start Design
FY 2020/21: Complete Design, Start Construction
FY 2021/22 Complete Construction

Projected Impact on Operating Costs: Less than \$5,000 per year

Category	Current Estimated Total Project Cost	Cumulative Estimated Expenditures through June 30, 2020	FY 2019/20 Budget	FY 2020/21 Budget
Planning and Conceptual Design	-			\$ -
Design (Including Bid Services)	100,000	25,000	25,000	75,000
Construction				
Construction Management and Engineering	50,000			50,000
Capital Construction Costs	700,000			300,000
<i>Unforeseen / Changed Conditions</i>				
<i>Design Changes (Resulting from RFI)</i>				
<i>Owner-Initiated Changes</i>				
Additional Project Delivery Costs (Post-Construction Activities, Monitoring and Mitigation, etc)			-	-
TOTAL	\$ 850,000	\$ 25,000	\$ 25,000	\$ 425,000

Notes:

**SCV WATER
CAPITAL IMPROVEMENT BUDGET - MAJOR CAPITAL PROJECTS
FY 2019/20 and FY 2020/21 - RETAIL DIVISIONS**

Project Title: Vasquez Cyn Pipeline Relocation and Replacement

CIP No. TBD

Description: Construct approximately 800 feet of pipeline

Category: B - Rehabilitation

Purpose/Justification: Relocate and replace old pipeline

Project Priority: Mid

Site Requirements: TBD

CEQA: Categorical Exemption

Project Schedule: FY 2020/21: Complete Design and Construction

Projected Impact on Operating Costs: TBD

Category	Current Estimated Total Project Cost	Cumulative Estimated Expenditures through June 30, 2020	FY 2019/20 Budget	FY 2020/21 Budget
Planning and Conceptual Design				
Design (Including Bid Services)	15,000	-		15,000
Construction				
Construction Management and Engineering				
Capital Construction Costs	450,000			450,000
<i>Unforeseen / Changed Conditions</i>	-	-	-	-
<i>Design Changes (Resulting from RFI)</i>	-	-	-	-
<i>Owner-Initiated Changes (land acquisition)</i>	-		-	-
Additional Project Delivery Costs (Post-Construction Activities, Monitoring and Mitigation, etc)				
TOTAL	\$ 465,000	\$ -	\$ -	\$ 465,000

Notes:

**SCV WATER
CAPITAL IMPROVEMENT BUDGET - MAJOR CAPITAL PROJECTS
FY 2019/20 and FY 2020/21 - RETAIL DIVISIONS**

Project Title: V-9 Improvements

CIP No. TBD

Description: Construction of the V-9 improvements.

Category: New Capital

Purpose/Justification: Install a new turnout

Project Priority: High

Site Requirements: TBD

CEQA: SCV Water will prepare CEQA documents.

Project Schedule: FY 2020/21: Start design and initiate construction
FY 2021/22: Complete construction

Projected Impact on Operating Costs: TBD

Category	Current Estimated Total Project Cost	Cumulative Estimated Expenditures through June 30, 2020	FY 2019/20 Budget	FY 2020/21 Budget
Planning and Conceptual Design	\$ -			
Design (Including Bid Services)	100,000			100,000
Construction				
Construction Management and Engineering	150,000			100,000
Capital Construction Costs	725,000			500,000
<i>Unforeseen / Changed Conditions</i>	-			
<i>Design Changes (Resulting from RFI)</i>	-			
<i>Owner-Initiated Changes</i>	-			
Additional Project Delivery Costs (Post-Construction Activities, Monitoring and Mitigation, etc)	25,000			-
TOTAL	\$ 1,000,000	\$ -	\$ -	\$ 700,000

Notes:

SCV WATER
CAPITAL IMPROVEMENT BUDGET - MAJOR CAPITAL PROJECTS
FY 2019/20 and FY 2020/21 - RETAIL DIVISIONS

Project Title: Market Street/Shadeland/Maple Street Pipeline

CIP No. TBD

Description: Construct new pipelines from Market Street Pump Station to NWD Zone 4 Tank Site

Category: New Capital

Purpose/Justification: Required as part of NWD Zone 3 and 4 Consolidation

Project Priority: High Priority

Site Requirements: Public Right of Way and Easements

CEQA: SCV Water to prepare

Project Schedule: FY 2019/20: Planning, CEQA, Start Design
 FY 2020/21: Construction \$1,450,000
 FY 2021/22: Construction \$1,450,000

Projected Impact on Operating Costs: Less than \$5,000 per year.

Category	Current Estimated Total Project Cost	Cumulative Estimated Expenditures through June 30, 2020	FY 2019/20 Budget	FY 2020/21 Budget
Planning and Conceptual Design	\$ 50,000	\$ -	\$ -	\$ 50,000
Design (Including Bid Services)	150,000			150,000
Construction				
Construction Management and Engineering	-	-	-	
Capital Construction Costs	1,450,000	-	-	
<i>Unforeseen / Changed Conditions</i>	-	-	-	-
<i>Design Changes (Resulting from RFI)</i>	-	-	-	-
<i>Owner-Initiated Changes</i>	-	-	-	-
Additional Project Delivery Costs (Post-Construction Activities, Monitoring and Mitigation, etc.)				
TOTAL	\$ 1,650,000	\$ -	\$ -	\$ 200,000

Notes:
 CIP budget is for SCV Water's portion of the conveyance capacity to meet design criteria in the 2017 NCWD Newhall Water Supply Master Plan and project planning technical memo, dated December 2019.
 Project may be required to support proposed Wiley Canyon (Smiser Ranch) Development

SCV WATER
CAPITAL IMPROVEMENT BUDGET - MAJOR CAPITAL PROJECTS
FY 2019/20 and FY 2020/21 - RETAIL DIVISIONS

Project Title: Crossroads @ Golden Valley- Friendly Valley Zone Pipeline in Via Princesa

CIP No. S17607

Description: Construct approximately 12,000 linear feet of 16" DIP along Via Princesa from Sheldon Av to Golden Valley Rd and sputh along Golden Valley Road to Centre Pionte Parkway, with a connection to the honby zone main.

Category: New Capital

Purpose/Justification: Improve operational reliability with a new pump station that will take suction from the Honby Zone and move water via this 16-inch pipeline to the Friendly Valley Zone.

Project Priority: Mid priority

Site Requirements: Proposed Pipeline will be constructed constructed in public right-of way.

CEQA: City prepared CEQA documents

Project Schedule: FY 2019/20: Planning
 FY 2020/21: Design
 FY 2021/22: Pipeline Conctruction (\$1,2000,000)

Projected Impact on Operating Costs: Less than \$5,000 per year.

Category	Current Estimated Total Project Cost	Cumulative Estimated Expenditures through June 30, 2020	FY 2019/20 Budget	FY 2020/21 Budget
Planning and Conceptual Design	\$ 25,000	\$ 25,000	\$ 25,000	
Design (Including Bid Services)	\$ 125,000			\$ 125,000
Construction				
Construction Management and Engineering	-	-	-	
Capital Construction Costs	1,200,000	-	-	
<i>Unforeseen / Changed Conditions</i>	-	-	-	-
<i>Design Changes (Resulting from RFI)</i>	-	-	-	-
<i>Owner-Initiated Changes</i>	-	-	-	-
Additional Project Delivery Costs (Post-Construction Activities, Monitoring and Mitigation, etc.)		-	-	-
TOTAL	\$ 1,350,000	\$ 25,000	\$ 25,000	\$ 125,000

Notes:

CIP budget is SCV Water's estimated portion of the planning and design efforts to meet design criteria in the Friendly Valley Zone as identified in the 2013 SCWD Water Master Plan and Technical Memorandum, dated June 19, 2018.

SCV WATER
CAPITAL IMPROVEMENT BUDGET - MAJOR CAPITAL PROJECTS
FY 2019/20 and FY 2020/21 - RETAIL DIVISIONS

Project Title: Crossroads @ Golden Valley- Golden Valley Zone Pipeline in Via Princessa

CIP No. S17607

Description: Construct approximately 10,000 linear feet of 16" DIP along Via Princessa from Sheldon Av to Golden Valley Rd and connect to 16" main on Robert C. Lee Parkway & Vicenza Lane to complete a hydraulic loop.

Category: New Capital

Purpose/Justification: Improve operational reliability by completing a critical hydraulic loop at the Golden Valley Zone

Project Priority: Mid Priority

Site Requirements: Most of the Pipeline will be constructed constructed in public right-of way. Developer will provide an easement for portion of pipe that is to be located within private roads.

CEQA: Developer to provide CEQA

Project Schedule: FY 2019/20: Planning
FY 2020/21: Design
FY 2021/22: Pipeline Construction (\$400,000)

Projected Impact on Operating Costs: Less than \$5,000 per year.

Category	Current Estimated Total Project Cost	Cumulative Estimated Expenditures through June 30, 2020	FY 2019/20 Budget	FY 2020/21 Budget
Planning and Conceptual Design	\$ 25,000	\$ 25,000	\$ 25,000	
Design (Including Bid Services)	125,000			125,000
Construction				
Construction Management and Engineering	-	-	-	
Capital Construction Costs	400,000	-	-	
<i>Unforeseen / Changed Conditions</i>	-	-	-	-
<i>Design Changes (Resulting from RFI)</i>	-	-	-	-
<i>Owner-Initiated Changes</i>	-	-	-	-
Additional Project Delivery Costs (Post-Construction Activities, Monitoring and Mitigation, etc.)				
		-	-	-
TOTAL	\$ 550,000	\$ 25,000	\$ 25,000	\$ 125,000

Notes:

CIP budget is SCV Water's estimated portion of the planning and design efforts to meet design criteria in the Golden Valley Zone as identified in the 2013 SCWD Water Master Plan and Technical Memorandum, dated June 19, 2018.

SCV WATER
CAPITAL IMPROVEMENT BUDGET - MAJOR CAPITAL PROJECTS
FY 2019/20 and FY 2020/21 - RETAIL DIVISIONS

Project Title: SC-12 Warmuth Pipeline To Sand Canyon (SCWD)

CIP No. TBD

Description: Construct 4,000 feet of 16-inch pipe in Rolling Hills Avenue and Warmuth Drive to connect SC-12 booster pumps to Placerita Zone pipeline in Sand Canyon Road

Category: New Capital

Purpose/Justification: Improve operational reliability and emergency refill pumping capacity in Placerita Zone

Project Priority: Mid Priority

Site Requirements: Pipeline will be constructed in public rights-of-way and easements.

CEQA: Exempt

Project Schedule: FY 2019/20: Design
 FY 2020/21: Design
 FY 2021/22: Construction \$650,000

Projected Impact on Operating Costs: Less than \$5,000 per year.

Category	Current Estimated Total Project Cost	Cumulative Estimated Expenditures through June 30, 2020	FY 2019/20 Budget	FY 2020/21 Budget
Planning and Conceptual Design	\$ -	\$ -	\$ -	\$ -
Design (Including Bid Services)	100,000			100,000
Construction				
Construction Management and Engineering	-	-	-	-
Capital Construction Costs	650,000	-	-	-
<i>Unforeseen / Changed Conditions</i>	-	-	-	-
<i>Design Changes (Resulting from RFI)</i>	-	-	-	-
<i>Owner-Initiated Changes</i>	-	-	-	-
Additional Project Delivery Costs (Post-Construction Activities, Monitoring and Mitigation, etc.)				
		-	-	-
TOTAL	\$ 750,000	\$ -	\$ -	\$ 100,000

Notes:

**SCV WATER
CAPITAL IMPROVEMENT BUDGET - MAJOR CAPITAL PROJECTS
FY 2019/20 and FY 2020/21 - RETAIL DIVISIONS**

Project Title: Recycled Water Pump Station Improvements

CIP No. TBD

Description: Recycled Water Pump Station Repairs and Improvements

Category: B - Rehabilitation

Purpose/Justification: Provide repairs and improvements to the recycled water pump station to extend the useful operating life and operational efficiency

Project Priority: Mid

Site Requirements: None

CEQA: Exempt

Project Schedule: FY 2020/21: Construction

Projected Impact on Operating Costs: TBD

Category	Current Estimated Total Project Cost	Cumulative Estimated Expenditures through June 30, 2020	FY 2019/20 Budget	FY 2020/21 Budget
Planning and Conceptual Design				
Design (Including Bid Services)	-	-		-
Construction				
Construction Management and Engineering				
Capital Construction Costs	450,000		150,000	450,000
<i>Unforeseen / Changed Conditions</i>	-	-	-	-
<i>Design Changes (Resulting from RFI)</i>	-	-	-	-
<i>Owner-Initiated Changes (land acquisition)</i>	-		-	-
Additional Project Delivery Costs (Post-Construction Activities, Monitoring and Mitigation, etc)				
TOTAL	\$ 450,000	\$ -	\$ 150,000	\$ 450,000

Notes:

SCV WATER
CAPITAL IMPROVEMENT BUDGET - MAJOR CAPITAL PROJECTS
FY 2019/20 and FY 2020/21 - RETAIL DIVISIONS

Project Title: Deane Pump Station (SCWD) @ Skyline Ranch

CIP No. S17701

Description: Construct new booster pump station from North Oaks Zone to Deane Zone

Category: New Capital

Purpose/Justification: To improve emergency refill pumping rates per SCWD 2013 Water Master Plan

Project Priority: High

Site Requirements: Developer will provide land and graded pad as part of Tract 60922

CEQA: Prepared by Developer for Tract 60922

Project Schedule: FY 2019/20: Start Design
 FY 2020/21 Complete Design and Complete Construction

Projected Impact on Operating Costs: Estimated annual Operating Costs are \$75,000

Category	Current Estimated Total Project Cost	Cumulative Estimated Expenditures through June 30, 2020	FY 2019/20 Budget	FY 2020/21 Budget
Planning and Conceptual Design	\$ 15,000	\$ 15,000	\$ 15,000	\$ -
Design (Including Bid Services)	\$ 125,000	25,000	\$ 25,000	100,000
Construction				
Construction Management and Engineering	\$ 60,000			\$ 60,000
Capital Construction Costs	\$ 600,000			\$ 600,000
<i>Unforeseen / Changed Conditions</i> <i>Design Changes (Resulting from RFI)</i> <i>Owner-Initiated Changes</i>				
Additional Project Delivery Costs (Post-Construction Activities, Monitoring and Mitigation, etc)				
TOTAL	\$ 800,000	\$ 40,000	\$ 40,000	\$ 760,000

Notes:
 CIP Budget reflects SCV Water portion of pump station capacity for emergency refill improvements identified in SCWD 2013 Water Master Plan and September 5, 2017 Planning Phase Technical Memo for Tract 60922

SCV WATER
CAPITAL IMPROVEMENT BUDGET - MAJOR CAPITAL PROJECTS
FY 2019/20 and FY 2020/21 - RETAIL DIVISIONS

Project Title: Sand Canyon Plaza Pump Station (SCWD)

CIP No. S20702

Description: Construct new booster pump station from North Oaks Zone to Deane Zone

Category: New Capital

Purpose/Justification: To improve pumping rates per SCWD 2013 Water Master Plan

Project Priority: High

Site Requirements: Developer will provide land and graded pad as part of Tract 053074

CEQA: Prepared by Developer for Tract 053074

Project Schedule: FY 2019/20: Start Design
 FY 2020/21 Complete Design and Complete Construction

Projected Impact on Operating Costs: Estimated annual Operating Costs are \$75,000

Category	Current Estimated Total Project Cost	Cumulative Estimated Expenditures through June 30, 2020	FY 2019/20 Budget	FY 2020/21 Budget
Planning and Conceptual Design	-	\$ -	\$ -	\$ -
Design (Including Bid Services)	125,000	75,000	\$ 75,000	50,000
Construction			\$ -	\$ -
Construction Management and Engineering	75,000			\$ 75,000
Capital Construction Costs	750,000			\$ 750,000
<i>Unforeseen / Changed Conditions</i> <i>Design Changes (Resulting from RFI)</i> <i>Owner-Initiated Changes</i>				
Additional Project Delivery Costs (Post-Construction Activities, Monitoring and Mitigation, etc)				
TOTAL	\$ 950,000	\$ 75,000	\$ 75,000	\$ 875,000

Notes:
 CIP budget is for SCV Water's portion of the pumping capacity to meet design criteria in the Deane Zone as identified in the 2013 SCWD Water Master Plan. The developer will fund their portion of the storage needed for new demands from Tract 53074

**SCV WATER
CAPITAL IMPROVEMENT BUDGET - MAJOR CAPITAL PROJECTS
FY 2019/20 and FY 2020/21 - RETAIL DIVISIONS**

Project Title: Market Street Pump Station

CIP No. TBD

Description: Construct new pump station as part of Consolidation of NWD Zones 3 and 4

Category: New Capital

Purpose/Justification: Improve water supply reliability and pumping capacity to NWD Zone 4

Project Priority: High Priority

Site Requirements: TBD

CEQA: SCV Water to prepare

Project Schedule: FY 2019/20: Planning, CEQA, Start Design
FY 2020/21: Construction \$1,600,000
FY 2021/22: Construction \$1,600,000

Projected Impact on Operating Costs: Less than \$5,000 per year.

Category	Current Estimated Total Project Cost	Cumulative Estimated Expenditures through June 30, 2020	FY 2019/20 Budget	FY 2020/21 Budget
Planning and Conceptual Design	\$ 50,000	\$ -	\$ -	\$ 50,000
Design (Including Bid Services)	100,000			\$ 100,000
Construction				
Construction Management and Engineering	-	-	-	
Capital Construction Costs	1,600,000	-	-	
<i>Unforeseen / Changed Conditions</i>	-	-	-	-
<i>Design Changes (Resulting from RFI)</i>	-	-	-	-
<i>Owner-Initiated Changes</i>	-	-	-	-
Additional Project Delivery Costs (Post-Construction Activities, Monitoring and Mitigation, etc.)				
TOTAL	\$ 1,750,000	\$ -	\$ -	\$ 150,000

Notes:
CIP budget is for SCV Water's portion of the pumping capacity to meet design criteria in the 2017 NCWD Newhall Water Supply Master Plan and project planning technical memo, dated December 2019.
Project may be required to support proposed Wiley Canyon (Smiser Ranch) Development

SCV WATER
CAPITAL IMPROVEMENT BUDGET - MAJOR CAPITAL PROJECTS
FY 2019/20 and FY 2020/21 - RETAIL DIVISIONS

Project Title: Friendly Valley Booster Station (SCWD) - Crossroads at Golden Valley

CIP No. S17607

Description: Construct new booster pump station from Honby Zone to Friendly Valley Zone

Category: New Capital

Purpose/Justification: To improve emergency refill pumping rates to meet design criteria in SCWD 2013 Water Master Plan

Project Priority: Mid Priority

Site Requirements: SCV Water will coordinate with City and developer on purchase of new land for pump station

CEQA: CEQA EIR will be prepared by City for the Princessa Crossroads Development

Project Schedule: FY 2019/20:
FY 2020/21: Prepare Concept Design
FY 2021/22-24 Design and Construction \$650,000

Projected Impact on Operating Costs: Estimated annual operating costs are \$75,000

Category	Current Estimated Total Project Cost	Cumulative Estimated Expenditures through June 30, 2020	FY 2019/20 Budget	FY 2020/21 Budget
Planning and Conceptual Design	\$ -			\$ -
Design (Including Bid Services)	\$ 75,000			75,000
Construction				
Construction Management and Engineering			-	-
Capital Construction Costs	650,000	-	-	-
<i>Unforeseen / Changed Conditions</i>	-	-	-	-
<i>Design Changes (Resulting from RFI)</i>	-	-	-	-
<i>Owner-Initiated Changes (Land Acquisition)</i>	-	-	-	-
Additional Project Delivery Costs (Post-Construction Activities, Monitoring and Mitigation, etc)				
TOTAL	\$ 725,000	\$ -	\$ -	\$ 75,000

Notes:

CIP budget is SCV Water's estimated portion of the pump station capacity to meet design criteria in the 2013 SCWD Water Master Plan and Technical Memorandum, dated June 19, 2018. The developer will fund their portion of the pump station capacity for new demands from the Princessa Crossroads Development

SCV WATER
CAPITAL IMPROVEMENT BUDGET - MAJOR CAPITAL PROJECTS
FY 2019/20 and FY 2020/21 - RETAIL DIVISIONS

Project Title: Recycled Water Recoat

CIP No. TBD

Description: Recoat the interior of the RW Tank

Category: B - Rehabilitation

Purpose/Justification: Extend asset life by improving the interior coating and repair rafters per inspection

Project Priority: Mid

Site Requirements: None

CEQA: Exempt

Project Schedule: FY 2020/21: Bid and Complete

Projected Impact on Operating Costs: TBD

Category	Current Estimated Total Project Cost	Cumulative Estimated Expenditures through June 30, 2020	FY 2019/20 Budget	FY 2020/21 Budget
Planning and Conceptual Design				
Design (Including Bid Services)		-		
Construction				
Construction Management and Engineering				
Capital Construction Costs	500,000			500,000
<i>Unforeseen / Changed Conditions</i>	-	-	-	-
<i>Design Changes (Resulting from RFI)</i>	-	-	-	-
<i>Owner-Initiated Changes (land acquisition)</i>	-		-	-
Additional Project Delivery Costs (Post-Construction Activities, Monitoring and Mitigation, etc)				
TOTAL	\$ 500,000	\$ -	\$ -	\$ 500,000

Notes:

SCV WATER
CAPITAL IMPROVEMENT BUDGET - MAJOR CAPITAL PROJECTS
FY 2019/20 and FY 2020/21 - RETAIL DIVISIONS

Project Title: Tank N2 Recoating and Repairs

CIP No.: TBD

Description: Recoat the interior of Tank N2 and repair rafters

Category: B - Rehabilitation

Purpose/Justification: Extend asset life by improving the interior coating and repair rafters per inspection recommendation

Project Priority: Mid

Site Requirements: None

CEQA: Exempt

Project Schedule: FY 2020/21: Bid and Complete

Projected Impact on Operating Costs: TBD

Category	Current Estimated Total Project Cost	Cumulative Estimated Expenditures through June 30, 2020	FY 2019/20 Budget	FY 2020/21 Budget
Planning and Conceptual Design	\$ -			
Design (Including Bid Services)	10,000	10,000	10,000	
Construction				
Construction Management and Engineering				
Capital Construction Costs	490,000			490,000
<i>Unforeseen / Changed Conditions</i>	-	-	-	-
<i>Design Changes (Resulting from RFI)</i>	-	-	-	-
<i>Owner-Initiated Changes (land acquisition)</i>	-		-	-
Additional Project Delivery Costs (Post-Construction Activities, Monitoring and Mitigation, etc)				
TOTAL	\$ 500,000	\$ 10,000	\$ 10,000	\$ 490,000

Notes:

Project was deferred to FY20/21. Specifications prepared for rafter repairs FY19/20

**SCV WATER
CAPITAL IMPROVEMENT BUDGET - MAJOR CAPITAL PROJECTS
FY 2019/20 and FY 2020/21 - RETAIL DIVISIONS**

Project Title: 1.5 MG Deane Tank (At Existing Deane Tank Site)

CIP No. S20703

Description: Construct one new 1.5 MG tank.

Category: New Capital

Purpose/Justification: Improve emergency storage in Deane Zone per SCWD 2013 Water Master Plan

Project Priority: High

Existing Deane Tank Site will be graded for new 1.5 MG tank.

Site Requirements:

CEQA: SCV Water will prepare CEQA documents.

Project Schedule: FY 2019/20: Planning, Start Design
FY 2020/21: Complete Design
FY 2021/22: Tank Construction (\$1,000,000)

Projected Impact on Operating Costs: Less than \$5,000 per year

Category	Current Estimated Total Project Cost	Cumulative Estimated Expenditures through June 30, 2020	FY 2019/20 Budget	FY 2020/21 Budget
Planning and Conceptual Design	75,000	\$ 75,000	\$ 75,000	\$ -
Design (Including Bid Services)	150,000			150,000
Construction				
Construction Management and Engineering	-			
Capital Construction Costs	1,000,000			
<i>Unforeseen / Changed Conditions</i>				
<i>Design Changes (Resulting from RFI)</i>				
<i>Owner-Initiated Changes</i>				
Additional Project Delivery Costs (Post-Construction Activities, Monitoring and Mitigation, etc)			-	-
TOTAL	\$ 1,225,000	\$ 75,000	\$ 75,000	\$ 150,000

Notes:
CIP budget is for SCV Water's portion of the storage to meet design criteria in the Deane Zone as identified in the 2013 SCWD Water Master Plan and November 11, 2019 Planning Phase Technical Memo. The developer will fund their portion of the storage needed for new demands from Tract 53074.

**SCV WATER
CAPITAL IMPROVEMENT BUDGET - MAJOR CAPITAL PROJECTS
FY 2019/20 and FY 2020/21 - RETAIL DIVISIONS**

Project Title: Existing Deane Tank Site Improvements

CIP No. S20703

Description: Improve Site Access and Drainage to provide adequate space for maintenance

Category: New Capital

Purpose/Justification: Provide adequate space for maintenance

Project Priority: High

Site Requirements: Existing Deane Tank Site will be graded for new 1.5 MG tank. Access road around existing Deane tanks will be widened and site drainage improvements will be provided.

CEQA: Agency will contract an environmental consultant to process CEQA through approval.

Project Schedule:
 FY 2019/20: Planning, Start Design
 FY 2020/21: Complete Design
 FY 2021/22: Construction (\$350,000)

Projected Impact on Operating Costs: Less than \$5,000 per year

Category	Current Estimated Total Project Cost	Cumulative Estimated Expenditures through June 30, 2020	FY 2019/20 Budget	FY 2020/21 Budget
Planning and Conceptual Design	25,000	\$ 20,000	\$ 25,000	\$ -
Design (Including Bid Services)	75,000			75,000
Construction				
Construction Management and Engineering	-			
Capital Construction Costs	450,000			
<i>Unforeseen / Changed Conditions</i>				
<i>Design Changes (Resulting from RFI)</i>				
<i>Owner-Initiated Changes</i>				
Additional Project Delivery Costs (Post-Construction Activities, Monitoring and Mitigation, etc)			-	-
TOTAL	\$ 550,000	\$ 20,000	\$ 25,000	\$ 75,000

Notes:

SCV WATER
CAPITAL IMPROVEMENT BUDGET - MAJOR CAPITAL PROJECTS
FY 2019/20 and FY 2020/21 - RETAIL DIVISIONS

Project Title: Two 2.1 MG Deane Tanks

CIP No. S17702

Description: Construct two 2.5 MG tanks in Deane Zone

Category: New Capital

Purpose/Justification: Improve emergency storage capacity in Deane Zone per SCWD 2013 Water Master Plan

Project Priority: High

Site Requirements: Developer will provide land and graded pad as part of Tract 60922

CEQA: Developer included in approved CEQA documentation for Tract 60922

Project Schedule: FY 2019/20: Start Design
 FY 2020/21: Complete Design, Construct first Tank
 FY 2021/22: Construct 2nd Tank (~\$2,200,000)

Projected Impact on Operating Costs: Less than \$5,000 per year

Category	Current Estimated Total Project Cost	Cumulative Estimated Expenditures through June 30, 2020	FY 2019/20 Budget	FY 2020/21 Budget
Planning and Conceptual Design	25,000	\$ 25,000	\$ 25,000	\$ -
Design (Including Bid Services)	200,000	\$ 50,000	50,000	150,000
Construction				
Construction Management and Engineering	200,000			200,000
Capital Construction Costs	3,900,000			2,000,000
<i>Unforeseen / Changed Conditions</i>				
<i>Design Changes (Resulting from RFI)</i>				
<i>Owner-Initiated Changes</i>				
Additional Project Delivery Costs (Post-Construction Activities, Monitoring and Mitigation, etc)			-	-
TOTAL	\$ 4,325,000	\$ 75,000	\$ 75,000	\$ 2,350,000

Notes:
 CIP budget is for SCV Water's portion of the storage to meet design criteria in the Deane Zone as identified in the 2013 SCWD Water Master Plan and September 5, 2017 Planning Phase Technical Memo. The developer will fund their portion of the storage needed for new demands in Deane Zone from Tract 69022.

SCV WATER
CAPITAL IMPROVEMENT BUDGET - MAJOR CAPITAL PROJECTS
FY 2019/20 and FY 2020/21 - RETAIL DIVISIONS

Project Title: Deane Zone Disinfection @ Skyline Ranch

CIP No. TBD

Description: Construct Chloramine Disinfection Facility at new Deane Tank Site @ Skyline Ranch

Category: New Capital

Purpose/Justification: Provide chloramine residual in New Deane Tanks and Skyline Ranch Zone

Project Priority: High

Site Requirements: Developer will provide land and graded pad as part of Tract 60922

CEQA: Prepared by Developer for Tract 60922

Project Schedule: FY 2019/20: Start Design
 FY 2020/21 Start and Complete Construction

Projected Impact on Operating Costs: Estimated annual Operating Costs are \$15,000

Category	Current Estimated Total Project Cost	Cumulative Estimated Expenditures through June 30, 2020	FY 2019/20 Budget	FY 2020/21 Budget
Planning and Conceptual Design	\$ -	\$ -		\$ -
Design (Including Bid Services)	\$ 125,000	50,000	\$ 50,000	75,000
Construction				
Construction Management and Engineering	\$ 40,000			\$ 40,000
Capital Construction Costs	\$ 400,000			\$ 400,000
<i>Unforeseen / Changed Conditions</i> <i>Design Changes (Resulting from RFI)</i> <i>Owner-Initiated Changes</i>				
Additional Project Delivery Costs (Post-Construction Activities, Monitoring and Mitigation, etc)				
TOTAL	\$ 565,000	\$ 50,000	\$ 50,000	\$ 515,000

Notes:
 CIP Budget reflects SCV Water portion as identified in Technical Memo for September 5, 2017 Planning Phase Tech Memo for Tract 60922

SCV WATER
CAPITAL IMPROVEMENT BUDGET - MAJOR CAPITAL PROJECTS
FY 2019/20 and FY 2020/21 - RETAIL DIVISIONS

Project Title: Construct 1.5 MG Tank at NWD Zone 4 Tank Site

CIP No. TBD

Description: Construct new Storage Tank as part of Consolidation of NWD Zones 3 and 4

Category: New Capital

Purpose/Justification: Improve Water Storage to address existing Zone 3 storage deficiencies

Project Priority: High Priority

Site Requirements: Requires grading Improvements on Existing Zone 4 Tank Site

CEQA: SCV Water to prepare

Project Schedule: FY 2019/20: Planning, CEQA, Start Design
 FY 2020/21: Construction \$1,550,000
 FY 2021/22: Construction \$1,550,000

Projected Impact on Operating Costs: Less than \$5,000 per year.

Category	Current Estimated Total Project Cost	Cumulative Estimated Expenditures through June 30, 2020	FY 2019/20 Budget	FY 2020/21 Budget
Planning and Conceptual Design	\$ 50,000	\$ -	\$ -	\$ 50,000
Design (Including Bid Services)	\$ 150,000			\$ 150,000
Construction				
Construction Management and Engineering	-	-	-	
Capital Construction Costs	1,550,000	-	-	
<i>Unforeseen / Changed Conditions</i>	-	-	-	-
<i>Design Changes (Resulting from RFI)</i>	-	-	-	-
<i>Owner-Initiated Changes</i>	-	-	-	-
Additional Project Delivery Costs (Post-Construction Activities, Monitoring and Mitigation, etc.)				
		-	-	-
TOTAL	\$ 1,750,000	\$ -	\$ -	\$ 200,000

Notes:
 CIP budget is for SCV Water's portion of the storage capacity to meet design criteria in th 2017 NCWD Newhall Water Supply Master Plan and project planning technical memo, dated December 2019.
 Project may be required to support proposed Wiley Canyon (Smiser Ranch) Development

**SCV WATER
CAPITAL IMPROVEMENT BUDGET - MAJOR CAPITAL PROJECTS
FY 2019/20 and FY 2020/21 - RETAIL DIVISIONS**

Project Title: Two 1.6 MG Placerita Tanks (SCWD)

CIP No.

Description: Construct two 1.6 MG tanks in Placerita Zone

Category: New Capital

Purpose/Justification: Improve emergency storage in Placerita Zone per SCWD 2013 Water Master Plan criteria

Project Priority: Mid Priority

Site Requirements: Tanks will be located on 5 acres of land acquired by SCV Water

CEQA: SCV Water will prepare CEQA documents

Project Schedule: FY 2020/21: CEQA
FY 2021/22: Design
FY 2022/23: Start Construction
FY 2023/24: Complete Construction

Projected Impact on Operating Costs: Less than \$5,000 per year

Category	Current Estimated Total Project Cost	Cumulative Estimated Expenditures through June 30, 2020	FY 2019/20 Budget	FY 2020/21 Budget
Planning and Conceptual Design	\$ 216,000	\$ 116,000		\$ 100,000
Design (Including Bid Services)				
Construction				
Construction Management and Engineering				
Capital Construction Costs	3,819,000			
<i>Unforeseen / Changed Conditions</i>	-	-	-	-
<i>Design Changes (Resulting from RFI)</i>	-	-	-	-
<i>Owner-Initiated Changes (land acquisition)</i>	65,000	65,000	-	-
Additional Project Delivery Costs (Post-Construction Activities, Monitoring and Mitigation, etc)				
TOTAL	\$ 4,100,000	\$ 181,000	\$ -	\$ 100,000

Notes:

**SCV WATER
CAPITAL IMPROVEMENT BUDGET - MAJOR CAPITAL PROJECTS
FY 2019/20 and FY 2020/21 - RETAIL DIVISIONS**

Project Title: 3.25 MG Friendly Valley Tank (SCWD) (Crossroads at Golden Valley)

CIP No. S17607

Description: Construct 3.25 MG Storage Tank in Friendly Valley Zone

Purpose/Justification: Improve emergency storage in Friendly Valley Zone per SCWD 2013 Water Master Plan

Project Priority: Mid Priority

Site Requirements: Developer will provide land and graded pad as part of Tract development

CEQA: CEQA EIR will be prepared by City for the Princessa Crossroads Development

Category: New Capital

Project Schedule: FY 2019/20:
FY 2020/21: Prepare Concept Design
FY 2021/22-24 Design and Construction \$5,100,000

Projected Impact on Operating Costs: Less than \$5,000 per year

Category	Current Estimated Total Project Cost	Cumulative Estimated Expenditures through June 30, 2020	FY 2019/20 Budget	FY 2020/21 Budget
Planning and Conceptual Design	\$ 75,000			\$ 75,000
Design (Including Bid Services)	\$ -		-	
Construction				
Construction Management and Engineering	-	-	-	-
Capital Construction Costs	5,100,000	-	-	-
<i>Unforeseen / Changed Conditions</i>	-	-	-	-
<i>Design Changes (Resulting from RFI)</i>	-	-	-	-
<i>Owner-Initiated Changes</i>	-	-	-	-
Additional Project Delivery Costs (Post-Construction Activities, Monitoring and Mitigation, etc)				
TOTAL	\$ 5,175,000	\$ -	\$ -	\$ 75,000

Notes:

CIP budget is SCV Water's estimated portion of the storage to meet design criteria in the Friendly Valley Zone as identified in the 2013 SCWD Water Master Plan and Technical Memorandum, dated June 19, 2018. . The developer will fund their portion of the storage needed for new demands from the Princessa Crossroads Development.

SCV WATER
CAPITAL IMPROVEMENT BUDGET - MAJOR CAPITAL PROJECTS
FY 2019/20 and FY 2020/21 - RETAIL DIVISIONS

Project Title: 1.6 MG Golden Valley Tank (SCWD)

CIP No. S17607

Description: Construct 1.6 MG Storage Tank in Golden Valley Zone- Crossroads

Purpose/Justification: Improve emergency storage in Golden Valley Zone per SCWD 2013 Water Master Plan

Project Priority: Mid Priority

Site Requirements: Tank will be located at existing Golden Valley Tank Site

CEQA: CEQA EIR will be prepared by City for the Princess Crossroads Development

Category: New Capital

Project Schedule: FY 2019/20:
 FY 2020/21: Prepare Concept Design
 FY 2021/22-24 Design and Construction \$800,000

Projected Impact on Operating Costs: Less than \$5,000 per year

Category	Current Estimated Total Project Cost	Cumulative Estimated Expenditures through June 30, 2019	FY 2019/20 Budget	FY 2020/21 Budget
Planning and Conceptual Design	\$ -			
Design (Including Bid Services)	\$ 75,000		-	75,000
Construction				
Construction Management and Engineering		-	-	-
Capital Construction Costs	800,000	-	-	-
<i>Unforeseen / Changed Conditions</i>	-	-	-	-
<i>Design Changes (Resulting from RFI)</i>	-	-	-	-
<i>Owner-Initiated Changes</i>	-	-	-	-
Additional Project Delivery Costs (Post-Construction Activities, Monitoring and Mitigation, etc)				
TOTAL	\$ 875,000	\$ -	\$ -	\$ 75,000

Notes:

CIP budget is SCV Water's estimated portion of the storage to meet design criteria in the Golden Valley Zone as identified in the 2013 SCWD Water Master Plan and Technical Memorandum, dated June 19, 2018. The developer will fund their portion of the storage needed for new demands from the Princessa Crossroads Development.

**SCV WATER
CAPITAL IMPROVEMENT BUDGET - MAJOR CAPITAL PROJECTS
FY 2019/20 and FY 2020/21 - RETAIL DIVISIONS**

Project Title: Well 160 Rehabilitation

CIP No.: TBD

Description: Rehabilitate Well 160 and replace Motor Control Center

Category: B - Rehabilitation

Purpose/Justification: Electrical equipment has reached the end of its useful operating life
Upgrading will enhance safety and improve operational efficiency

Project Priority: Mid

Site Requirements: None

CEQA: Exempt

Project Schedule: FY 2020/21: Bid and Complete

Projected Impact on Operating Costs: TBD

Category	Current Estimated Total Project Cost	Cumulative Estimated Expenditures through June 30, 2020	FY 2019/20 Budget	FY 2020/21 Budget
Planning and Conceptual Design	\$ -			
Design (Including Bid Services)	50,000	50,000	50,000	
Construction				
Construction Management and Engineering				
Capital Construction Costs	410,000			410,000
<i>Unforeseen / Changed Conditions</i>	-	-	-	-
<i>Design Changes (Resulting from RFI)</i>	-	-	-	-
<i>Owner-Initiated Changes (land acquisition)</i>	-		-	-
Additional Project Delivery Costs (Post-Construction Activities, Monitoring and Mitigation, etc)				
TOTAL	\$ 460,000	\$ 50,000	\$ 50,000	\$ 410,000

Notes:

Project was deferred to FY20/21. Specifications prepared for rafter repairs FY19/20

SCV WATER
CAPITAL IMPROVEMENT BUDGET - MAJOR CAPITAL PROJECTS
FY 2019/20 and FY 2020/21 - RETAIL DIVISIONS

Project Title: N Wells PFAS Groundwater Treatment Improvements

CIP No. S19734

Description: Construct PFAS Groundwater Treatment Improvements

Category: New Capital

Purpose/Justification: Provide PFAS Groundwater Treatment Improvements at N Wells

Project Priority: High Priority

Site Requirements: Site owned by SCV Water

CEQA: Notice of Exemption

Project Schedule: FY 2020/21: Complete Construction

Projected Impact on Operating Costs: TBD

Category	Current Estimated Total Project Cost	Cumulative Estimated Expenditures through June 30, 2020	FY 2019/20 Budget	FY 2020/21 Budget
Planning and Conceptual Design	\$ 97,000	\$ 97,000		\$ -
Design (Including Bid Services)	200,000	200,000		
Construction				
Construction Management and Engineering	600,000	350,000		250,000
Capital Construction Costs	6,528,000	3,500,000		3,028,000
<i>Unforeseen / Changed Conditions</i>	-	-	-	-
<i>Design Changes (Resulting from RFI)</i>	-	-	-	-
<i>Owner-Initiated Changes (land acquisition)</i>	-	-	-	-
Additional Project Delivery Costs (Post-Construction Activities, Monitoring and Mitigation, etc)	20,000			20,000
TOTAL	\$ 7,445,000	\$ 4,147,000	\$ -	\$ 3,298,000

Notes:

**SCV WATER
CAPITAL IMPROVEMENT BUDGET - MAJOR CAPITAL PROJECTS
FY 2019/20 and FY 2020/21 - RETAIL DIVISIONS**

Project Title: Valley Center Well PFAS Groundwater Treatment Improvements

CIP No. S19734C-V

Description: Construct PFAS Groundwater Treatment Improvements

Category: New Capital

Purpose/Justification: Provide PFAS Groundwater Treatment Improvements

Project Priority: High Priority

Site Requirements: TBD

CEQA: SCV Water will prepare CEQA documents

Project Schedule: FY 2020/21: Complete Design and Construction

Projected Impact on TBD

Operating Costs:

Category	Current Estimated Total Project Cost	Cumulative Estimated Expenditures through June 30, 2020	FY 2019/20 Budget	FY 2020/21 Budget
Planning and Conceptual Design	\$ 100,000	\$ 100,000		\$ -
Design (Including Bid Services)	300,000	-		300,000
Construction				
Construction Management and Engineering	700,000			700,000
Capital Construction Costs	3,900,000			3,900,000
<i>Unforeseen / Changed Conditions</i>	-	-	-	-
<i>Design Changes (Resulting from RFI)</i>	-	-	-	-
<i>Owner-Initiated Changes (land acquisition)</i>	-	-	-	-
Additional Project Delivery Costs (Post-Construction Activities, Monitoring and Mitigation, etc)				
TOTAL	\$ 5,000,000	\$ 100,000	\$ -	\$ 4,900,000

Notes:

**SCV WATER
CAPITAL IMPROVEMENT BUDGET - MAJOR CAPITAL PROJECTS
FY 2019/20 and FY 2020/21 - RETAIL DIVISIONS**

Project Title: Santa Clara Well PFAS Groundwater Treatment Improvements

CIP No. TBD

Description: Construct PFAS Groundwater Treatment Improvements

Category: New Capital

Purpose/Justification: Provide PFAS Groundwater Treatment Improvements

Project Priority: High Priority

Site Requirements: TBD

CEQA: SCV Water will prepare CEQA documents

Project Schedule: FY 2020/21: Complete Design and Construction

Projected Impact on Operating Costs: TBD

Category	Current Estimated Total Project Cost	Cumulative Estimated Expenditures through June 30, 2020	FY 2019/20 Budget	FY 2020/21 Budget
Planning and Conceptual Design	\$ 100,000	\$ 100,000		\$ -
Design (Including Bid Services)	300,000	-		300,000
Construction				
Construction Management and Engineering	700,000			700,000
Capital Construction Costs	3,900,000			3,900,000
<i>Unforeseen / Changed Conditions</i>	-	-	-	-
<i>Design Changes (Resulting from RFI)</i>	-	-	-	-
<i>Owner-Initiated Changes (land acquisition)</i>	-	-	-	-
Additional Project Delivery Costs (Post-Construction Activities, Monitoring and Mitigation, etc)				
TOTAL	\$ 5,000,000	\$ 100,000	\$ -	\$ 4,900,000

Notes:

**SCV WATER
CAPITAL IMPROVEMENT BUDGET - MAJOR CAPITAL PROJECTS
FY 2019/20 and FY 2020/21 - RETAIL DIVISIONS**

Project Title: Honby Well PFAS Groundwater Treatment Improvements

CIP No. TBD

Description: Construct PFAS Groundwater Treatment Improvements

Category: New Capital

Purpose/Justification: Provide PFAS Groundwater Treatment Improvements

Project Priority: High Priority

Site Requirements: TBD

CEQA: SCV Water will prepare CEQA documents

Project Schedule: FY 2020/21: Complete Planning and Start Design

Projected Impact on Operating Costs: TBD

Category	Current Estimated Total Project Cost	Cumulative Estimated Expenditures through June 30, 2020	FY 2019/20 Budget	FY 2020/21 Budget
Planning and Conceptual Design	\$ 100,000	\$ 50,000		\$ 50,000
Design (Including Bid Services)	300,000	-		200,000
Construction				
Construction Management and Engineering	700,000			-
Capital Construction Costs	3,900,000			-
<i>Unforeseen / Changed Conditions</i>	-	-	-	-
<i>Design Changes (Resulting from RFI)</i>	-	-	-	-
<i>Owner-Initiated Changes (land acquisition)</i>	-	-	-	-
Additional Project Delivery Costs (Post-Construction Activities, Monitoring and Mitigation, etc)				
TOTAL	\$ 5,000,000	\$ 50,000	\$ -	\$ 250,000

Notes:

SCV WATER
CAPITAL IMPROVEMENT BUDGET - MAJOR CAPITAL PROJECTS
FY 2019/20 and FY 2020/21 - RETAIL DIVISIONS

Project Title: Mitchell 5A Well PFAS Groundwater Treatment Improvements

CIP No. TBD

Description: Construct PFAS Groundwater Treatment Improvements

Category: New Capital

Purpose/Justification: Provide PFAS Groundwater Treatment Improvements

Project Priority: High Priority

Site Requirements: TBD

CEQA: SCV Water will prepare CEQA documents

Project Schedule: FY 2020/21: Planning, CEQA, Start Design

Projected Impact on Operating Costs: TBD

Category	Current Estimated Total Project Cost	Cumulative Estimated Expenditures through June 30, 2020	FY 2019/20 Budget	FY 2020/21 Budget
Planning and Conceptual Design	\$ 100,000			\$ 100,000
Design (Including Bid Services)	300,000	-		150,000
Construction				
Construction Management and Engineering	700,000			
Capital Construction Costs	3,900,000			
<i>Unforeseen / Changed Conditions</i>	-	-	-	-
<i>Design Changes (Resulting from RFI)</i>	-	-	-	-
<i>Owner-Initiated Changes (land acquisition)</i>	-		-	-
Additional Project Delivery Costs (Post-Construction Activities, Monitoring and Mitigation, etc)				
TOTAL	\$ 5,000,000	\$ -	\$ -	\$ 250,000

Notes:

SCV WATER
CAPITAL IMPROVEMENT BUDGET - MAJOR CAPITAL PROJECTS
FY 2019/20 and FY 2020/21 - RETAIL DIVISIONS

Project Title: Additional Wells (T7, U4, U6) PFAS Groundwater Treatment Improvements

CIP No. TBD

Description: Construct PFAS Groundwater Treatment Improvements

Category: New Capital

Purpose/Justification: Provide PFAS Groundwater Treatment Improvements

Project Priority: High Priority

Site Requirements: TBD

CEQA: SCV Water will prepare CEQA documents

Project Schedule: FY 2020/21: Complete Design and Acquire Materials

Projected Impact on Operating Costs: TBD

Category	Current Estimated Total Project Cost	Cumulative Estimated Expenditures through June 30, 2020	FY 2019/20 Budget	FY 2020/21 Budget
Planning and Conceptual Design	\$ 150,000			\$ 150,000
Design (Including Bid Services)	300,000	-		300,000
Construction				
Construction Management and Engineering	800,000			50,000
Capital Construction Costs	8,750,000			3,000,000
<i>Unforeseen / Changed Conditions</i>	-	-	-	-
<i>Design Changes (Resulting from RFI)</i>	-	-	-	-
<i>Owner-Initiated Changes (land acquisition)</i>	-	-	-	-
Additional Project Delivery Costs (Post-Construction Activities, Monitoring and Mitigation, etc)				
TOTAL	\$ 10,000,000	\$ -	\$ -	\$ 3,500,000

Notes:

SCV WATER
CAPITAL IMPROVEMENT BUDGET - MAJOR CAPITAL PROJECTS
FY 2019/20 and FY 2020/21 - RETAIL DIVISIONS

Project Title: E Wells PFAS Groundwater Treatment Improvements

CIP No. TBD

Description: Construct PFAS Groundwater Treatment Improvements

Category: New Capital

Purpose/Justification: Provide PFAS Groundwater Treatment Improvements

Project Priority: High Priority

Site Requirements: TBD

CEQA: SCV Water will prepare CEQA documents

Project Schedule: FY 2020/21: Complete Planning and Start Design

Projected Impact on Operating Costs: TBD

Category	Current Estimated Total Project Cost	Cumulative Estimated Expenditures through June 30, 2020	FY 2019/20 Budget	FY 2020/21 Budget
Planning and Conceptual Design	\$ 150,000	\$ 50,000		\$ 100,000
Design (Including Bid Services)	250,000	-		150,000
Construction				
Construction Management and Engineering	700,000			-
Capital Construction Costs	15,200,000			-
<i>Unforeseen / Changed Conditions</i>	-	-	-	-
<i>Design Changes (Resulting from RFI)</i>	-	-	-	-
<i>Owner-Initiated Changes (land acquisition)</i>	-		-	-
Additional Project Delivery Costs (Post-Construction Activities, Monitoring and Mitigation, etc)				
TOTAL	\$ 16,300,000	\$ 50,000	\$ -	\$ 250,000

Notes:
 Treating 4 Wells (E14, 15, 16 and 17)

**SCV WATER
CAPITAL IMPROVEMENT BUDGET - MAJOR CAPITAL PROJECTS
FY 2019/20 and FY 2020/21 - RETAIL DIVISIONS**

Project Title: Well Q2 Perchlorate Removal Facility

CIP No. TBD

Description: Construct Perchlorate Removal Facility at Well Q2

Category: New Capital

Purpose/Justification: Provide Perchlorate Removal Treatment at Well Q2

Project Priority: High Priority

Site Requirements: Site owned by SCV Water

CEQA: Notice of Exemption

Project Schedule: FY 2020/21: Complete Construction

Projected Impact on Operating Costs: TBD

Category	Current Estimated Total Project Cost	Cumulative Estimated Expenditures through June 30, 2020	FY 2019/20 Budget	FY 2020/21 Budget
Planning and Conceptual Design	\$ 30,000	\$ 30,000		\$ -
Design (Including Bid Services)	115,000	115,000		
Construction				
Construction Management and Engineering	200,000	50,000		150,000
Capital Construction Costs	1,200,000	200,000		1,000,000
<i>Unforeseen / Changed Conditions</i>	-	-	-	-
<i>Design Changes (Resulting from RFI)</i>	-	-	-	-
<i>Owner-Initiated Changes (land acquisition)</i>	-	-	-	-
Additional Project Delivery Costs (Post-Construction Activities, Monitoring and Mitigation, etc)	10,000			10,000
TOTAL	\$ 1,555,000	\$ 395,000	\$ -	\$ 1,160,000

Notes:

SCV WATER
CAPITAL IMPROVEMENT BUDGET - MAJOR CAPITAL PROJECTS
FY 2019/20 and FY 2020/21 - RETAIL DIVISIONS

Project Title: Well 205 Perchlorate Removal Facility

CIP No.: TBD

Description: Construct Perchlorate Removal Facility

Category: New Capital

Purpose/Justification: Provide Perchlorate Removal improvements

Project Priority: High Priority

Site Requirements: TBD

CEQA: SCV Water will prepare CEQA documents

Project Schedule: FY 2020/21: Complete Design and Start Construction

Projected Impact on Operating Costs: TBD

Category	Current Estimated Total Project Cost	Cumulative Estimated Expenditures through June 30, 2020	FY 2019/20 Budget	FY 2020/21 Budget
Planning and Conceptual Design	\$ 100,000	\$ 50,000		\$ 50,000
Design (Including Bid Services)	300,000	-		300,000
Construction				
Construction Management and Engineering	700,000			250,000
Capital Construction Costs	3,900,000			900,000
<i>Unforeseen / Changed Conditions</i>	-	-	-	-
<i>Design Changes (Resulting from RFI)</i>	-	-	-	-
<i>Owner-Initiated Changes (land acquisition)</i>	-		-	-
Additional Project Delivery Costs (Post-Construction Activities, Monitoring and Mitigation, etc)				
TOTAL	\$ 5,000,000	\$ 50,000	\$ -	\$ 1,500,000

Notes:

[This page intentionally left blank.]

Engineering Services Section
Regional Capital Improvement Projects
Updated April 18, 2020

Projects	Category. See below for description	Current Estimated Total Project Cost	2019		2020				2021				2022				2023				2024				2025				2026			
			Jan	Mar	Jun	Sep	Jan	Mar	Jun	Sep	Jan	Mar	Jun	Sep	Jan	Mar	Jun	Sep	Jan	Mar	Jun	Sep	Jan	Mar	Jun	Sep	Jan	Mar	Jun	Sep	Jan	Mar
			FY 2018/19		FY 2019/20				FY 2020/21				FY 2021/22				FY 2022/23				FY 2023/24				FY 2024/25				FY 2025/26			
			3Q	4Q	1Q	2Q	3Q	4Q	1Q	2Q	3Q	4Q	1Q	2Q	3Q	4Q	1Q	2Q	3Q	4Q	1Q	2Q	3Q	4Q	1Q	2Q	3Q	4Q	1Q	2Q	3Q	4Q
1	Magic Mountain Pipeline No. 4	\$ 4,600,000					C																									
2	Magic Mountain Pipeline No. 5	\$ 4,412,000					C																									
3	Magic Mountain Pipeline No. 6	\$ 13,112,000					D					C																				
4	Recycled Water Program Phase II, 2B, Vista Canyon	\$ 6,912,000					D					C					S															
5	Recycled Water Program Phase II, 2D, West Ranch	\$ 2,862,000					D					C				S																
6	ESFP Sludge Collection System	\$ 14,796,000					D					C																				
7	Replacement Wells (Reimbursable)	\$ 11,161,000					D					C																				
8	Magic Mountain Reservoir	\$ 29,897,000					P					D				RW																
9	Castaic Conduit	\$ 15,116,000					RW					D				C																
10	Honby Parallel	\$ 25,489,000					RW					D																				
11	Recycled Water Program Phase II 2C, South End	\$ 12,702,000					RW					D				C																
12	Recycled Water Program Phase II, 2A, Central Park	\$ 15,394,000										D																				
13	Groundwater Treatment Improvements	\$ 4,346,000										P				D																
14	Saugus Formation Dry Year Reliability Wells	\$ 11,592,000										P				D																
15	Southern Service Area Emergency Storage	\$ 61,766,000																														
16	Sand Canyon Reservoir Expansion	\$ 17,692,000																														
Total Estimated Cost			\$ 251,849,000																													

DRAFT

Category A = Asset Replacement
Category B = Rehabilitation
Category C = New Capital
Category D = Technology Investments
Category E = Upgrades

LEGEND: Planning Phase (P)
Design Phase (D)
Right-of-Way/Land Acquisition (RW)
Construction (C)
Conversions/ Start-Up (S)

Engineering Services Section
Retail Capital Improvement Projects

Updated April 18, 2020

Projects	Category - See below for description	Current Estimated Total Project Cost	2019		2020				2021				2022				2023				2024				2025				2026	
			Jan	Mar	Jun	Sep	Jan	Mar	Jun	Sep	Jan	Mar	Jun	Sep	Jan	Mar	Jun	Sep	Jan	Mar	Jun	Sep	Jan	Mar	Jun	Sep	Jan	Mar		
			FY 2018/19		FY 2019/20		FY 2020/21		FY 2021/22		FY 2022/23		FY 2023/24		FY 2024/25		FY 2025/26													
3Q	4Q	1Q	2Q	3Q	4Q	1Q	2Q	3Q	4Q	1Q	2Q	3Q	4Q	1Q	2Q	3Q	4Q	1Q	2Q	3Q	4Q	1Q	2Q	3Q	4Q	1Q	2Q			
1 Sewer Pipeline Replacement (Sand Canyon)	C	\$ 400,000						D		C																				
2 Recycled Water Phase 2B Pipelines	C	\$ 1,520,000								C																				
3 Recycled Water Phase 2B customer retrofits	C	\$ 300,000									C																			
4 Recycled Water Phase 2B Tank	C	(Regional Funds)							D		C		S																	
5 Recycled Water Phase 2D Pipelines	C	\$ 1,652,000								C																				
6 Recycled Water Phase 2D customer retrofits	C	\$ 550,000									C																			
7 LARC	C	\$ 900,000							D		C																			
8 Vista Canyon Bridge Piping at Soledad/Lost Canyon	E	\$ 325,000							D		C																			
9 Rainbow Glen Pipeline Improvements	B	\$ 265,000									C																			
10 The Old Road Pipeline Improvements	B	\$ 510,000								D		C																		
11 Ridge Route Pipeline Relocation	B	\$ 753,000			D				C																					
12 SC-2 Conversion to Gravity	B	\$ 305,000						D		C																				
13 Valencia Marketplace Pipeline Replacement	B	\$ 450,000									C																			
14 West Newhall Inter-Connection (NWD, SCWD, VWD)	C	\$ 430,000							P		D		C																	
15 Large Diameter PVC Pipeline Replacements	B	\$ 500,000								D		C																		
16 Sierra Hwy Pipelines (Dockweiler)	C	\$ 850,000								D		C																		
17 Vasquez Pipeline Improvements	B	\$ 465,000								D		C																		
18 V-9 Improvements	C	\$ 1,000,000								P		D		C																

DRAFT

Category A = Asset Replacement
Category B = Rehabilitation
Category C = New Capital
Category D = Technology Investments
Category E = Upgrades

LEGEND:
Planning Phase (P)
Design Phase (D)
Right-of-Way/Land Acquisition (RW)
Construction (C)
Conversions/ Start-Up (S)

Engineering Services Section
Retail Capital Improvement Projects

Updated April 18, 2020

Projects	Category - See below for description	Current Estimated Total Project Cost	2019		2020				2021				2022				2023				2024				2025				2026	
			Jan	Mar	Jun	Sep	Jan	Mar	Jun	Sep	Jan	Mar	Jun	Sep	Jan	Mar	Jun	Sep	Jan	Mar	Jun	Sep	Jan	Mar	Jun	Sep	Jan	Mar		
			FY 2018/19	FY 2019/20		FY 2020/21		FY 2021/22		FY 2022/23		FY 2023/24		FY 2024/25		FY 2025/26														
	3Q	4Q	1Q	2Q	3Q	4Q	1Q	2Q	3Q	4Q	1Q	2Q	3Q	4Q	1Q	2Q	3Q	4Q	1Q	2Q	3Q	4Q	1Q	2Q	3Q	4Q	1Q	2Q		
19 Market Street/Shadeland/Maple Street Pipelines (Wiley Canyon)	C	\$ 1,650,000						P		D																				
20 Friendly Valley Pipeline in Via Princessa Extension (Crossroads) 1.2 Mile 16" DIP	C	\$ 1,350,000						P		D																				
21 Golden Valley Pipeline in Via Princessa Extension (Crossroads) 1.2 miles 16" DIP	C	\$ 550,000						P		D																				
22 SC-12 Warmuth to Sand Canyon Pipeline (Design)	C	\$ 750,000								D																				
23 Recycled Water Pump Station Improvements	B	\$ 450,000							C																					
24 Deane Zone Pump Station (Skyline Ranch) 2 x 850 gpm	C	\$ 800,000							D			C		S																
25 Deane Zone Pump Station(Sand Canyon) 2 x 1000 gpm	C	\$ 950,000							D			C		S																
26 Market Street Pump Station (Wiley Canyon)	C	\$ 1,750,000							P		D																			
27 Friendly Valley Pump Station (Crossroads)	C	\$ 725,000							P		D																			
28 Recycled Water Tank Recoat	B	\$ 500,000								C																				
29 Newhall Tank 2 Recoat and Repair	B	\$ 500,000							D		C																			
30 Deane Zone Tank (Sand Canyon) 1 tank @ 1.5 MG	C	\$ 1,225,000							P		D			C		S														
31 Deane Zone Tank (Sand Canyon) - site improvements	C	\$ 550,000							P		D			C		S														
32 Deane Zone Tanks (Skyline Ranch) 1 of 2 Tanks @ 2.1 MG each	C	\$ 4,325,000							P		D			C		S														
33 Deane Zone Disinfection (Skyline)	C	\$ 565,000							D		C			S																
34 Tank 4 (Wiley Canyon)	C	\$ 1,750,000							P		D																			
35 Two 1.6 MG Placerita Tanks	C	\$ 4,100,000								P		D																		
36 Friendly Valley Tank (Crossroads)	C	\$ 5,175,000								P		D																		

DRAFT

Category A = Asset Replacement
Category B = Rehabilitation
Category C = New Capital
Category D = Technology Investments
Category E = Upgrades

LEGEND: Planning Phase (P)
Design Phase (D)
Right-of-Way/Land Acquisition (RW)
Construction (C)
Conversions/ Start-Up (S)

Engineering Services Section
Retail Capital Improvement Projects

Updated April 18, 2020

Projects	Category - See below for description	Current Estimated Total Project Cost	2019		2020				2021				2022				2023				2024				2025				2026			
			Jan	Mar	Jun	Sep	Jan	Mar	Jun	Sep	Jan	Mar	Jun	Sep	Jan	Mar	Jun	Sep	Jan	Mar	Jun	Sep	Jan	Mar	Jun	Sep	Jan	Mar	Jun	Sep	Jan	Mar
			FY 2018/19	FY 2019/20		FY 2020/21		FY 2021/22		FY 2022/23		FY 2023/24		FY 2024/25		FY 2025/26																
	3Q	4Q	1Q	2Q	3Q	4Q	1Q	2Q	3Q	4Q	1Q	2Q	3Q	4Q	1Q	2Q	3Q	4Q	1Q	2Q	3Q	4Q	1Q	2Q	3Q	4Q	1Q	2Q	3Q	4Q		
37 Golden Valley Tank (Crossroads)	C	\$ 875,000																														
38 Well 160 Rehabilitation	B	\$ 460,000																														
39 N Wells PFAS Groundwater Treatment Improvements	C	\$ 7,445,000																														
40 Valley Center Well PFAS Groundwater Treatment Improvements	C	\$ 5,000,000																														
41 Santa Clara Well PFAS Groundwater Treatment Improvements	C	\$ 5,000,000																														
42 Honby Well PFAS Groundwater Treatment Improvements	C	\$ 5,000,000																														
43 Mitchell 5A Replacement Well PFAS Groundwater Treatment Improvements	C	\$ 5,000,000																														
44 Additional Wells (T7, U4, U6) PFAS Groundwater Treatment Improvements	C	\$ 10,000,000																														
45 E Wells PFAS Groundwater Treatment Improvements	C	\$ 16,300,000																														
46 Well Q2 Perchlorate Removal Facility	C	\$ 1,555,000																														
47 Well 205 Perchlorate Removal Facility	C	\$ 5,000,000																														
Total Estimated Cost		\$ 100,475,000	FY 2018/19	FY 2019/20		FY 2020/21		FY 2021/22		FY 2022/23		FY 2023/24		FY 2024/25		FY 2025/26																
			3Q	4Q	1Q	2Q	3Q	4Q	1Q	2Q	3Q	4Q	1Q	2Q	3Q	4Q	1Q	2Q	3Q	4Q	1Q	2Q	3Q	4Q	1Q	2Q	3Q	4Q	1Q	2Q	3Q	4Q

DRAFT

Category A = Asset Replacement
Category B = Rehabilitation
Category C = New Capital
Category D = Technology Investments
Category E = Upgrades

LEGEND: Planning Phase (P)
Design Phase (D)
Right-of-Way/Land Acquisition (RW)
Construction (C)
Conversions/ Start-Up (S)



May 7, 2020

Preliminary FY 20/21 Capital Projects

Engineering and Operations
Committee

Regional Division Capital Projects

Project	Total Estimated Project Cost	FY 2019/20 Budget	FY 2020/21 Budget	FY 2020/21 Phase
Magic Mountain Pipeline No. 4	4,600,000	1,486,000	885,000	Construction
Magic Mountain Pipeline No. 5	4,412,000	5,331,000	1,341,000	Construction
Magic Mountain Pipeline No. 6 (6A and 6B)	13,112,000	6,095,000	10,635,000	Construction
Recycled Water Program Phase II, 2B – Vista Canyon	6,912,000	3,135,000	4,072,000	Construction
Recycled Water Program Phase II, 2D – West Ranch	2,862,000	985,000	1,363,000	Construction
ESFP Sludge Collection System	14,796,000	6,235,000	4,355,000	Construction
Rosedale Rio Bravo Extraction	9,869,000	127,000	56,000	Construction
Saugus Wells 3 & 4 - Replacement Wells	11,161,000	1,070,000	8,300,000	Design / Construction
Update Water Conservation and Education Garden	1,450,000	1,100,000	1,080,000	Design / Construction



Regional Division Capital Projects

Project	Total Estimated Project Cost	FY 2019/20 Budget	FY 2020/21 Budget	FY 2020/21 Phase
Magic Mountain Reservoir	29,897,000	170,000	315,000	Design
Castaic Conduit	15,116,000	400,000	300,000	Design
Honby Parallel	25,489,000	140,000	225,000	Design
Recycled Water Program Phase II, 2C – South End	12,702,000	150,000	100,000	Design
Recycled Water Program Phase II, 2A – Central Park	15,394,000	5,000	5,000	Planning
Saugus Wells 1 & 2 - Groundwater Treatment Improvements (VOC Treatment)	4,346,000	340,000	240,000	Planning
Saugus Wells 5 & 6 - Dry Year Reliability Wells	11,592,000		380,000	Planning
Laboratory PFAS Instrumentation Equipment	550,000		550,000	Material Purchase
Subtotal	184,260,000	26,769,000	34,202,000	



Distribution System Capital Projects

Pipelines & Pipeline Replacements	Division	Total Estimated Project Cost	FY 2019/20 Budget	FY 2020/21 Budget	FY 2020/21 Phase
Sewer Pipeline Replacement (Sand Canyon)	NWD	400,000		250,000	Construction
Recycled Water Program Phase II, 2B – Vista Canyon Distribution	SCWD	1,520,000	820,000	700,000	Construction
Recycled Water Program Phase II, 2B – Vista Canyon Customer Retrofits	SCWD	300,000		300,000	Construction
Recycled Water Program Phase II, 2D – West Ranch Distribution	VWD	1,652,000		1,652,000	Construction
Recycled Water Program Phase II, 2D – West Ranch Customer Retrofits	VWD	550,000		550,000	Construction
LARC Pipeline	SCWD	900,000	100,000	800,000	Construction
Vista Canyon Bridge Piping at Soledad / Lost Canyon	SCWD	325,000	25,000	300,000	Construction
Rainbow Glen Pipeline Improvements	SCWD	265,000		265,000	Construction
The Old Road Pipeline Replacement	NWD	510,000		510,000	Construction
Ridge Route Pipeline Relocation	NWD	753,000	358,000	395,000	Construction
SC-2 Conversion to Gravity	SCWD	305,000	305,000	305,000	Construction

Distribution System Capital Projects

Pipelines & Pipeline Replacements	Division	Total Estimated Project Cost	FY 2019/20 Budget	FY 2020/21 Budget	FY 2020/21 Phase
Valencia Marketplace Pipeline Replacement	VWD	450,000		450,000	Construction
West Newhall Interconnections	NWD/SCWD /VWD	430,000		430,000	Construction
SC-12 Facility Construction	SCWD	340,000	340,000		Construction
Large Diameter PVC Pipeline Replacement	VWD	500,000		500,000	Construction
Dockweiler-Sierra Hwy Pipeline	NWD	850,000	25,000	425,000	Design / Construction
Vasquez Pipeline Replacement	SCWD	476,000		476,000	Design / Construction
V-9 Improvements	VWD	1,000,000		700,000	Design / Construction
Market Street/Shadeland/Maple Street Pipeline (Wiley Canyon)	NWD	1,650,000		200,000	Design
Friendly Valley Pipeline @ Via Princessa (Crossroads)	SCWD	1,350,000	25,000	125,000	Planning / Design
Golden Valley Pipeline @ Via Princessa (Crossroads)	SCWD	550,000	25,000	125,000	Planning / Design
SC-12 Warmuth Pipeline	SCWD	750,000		100,000	Planning / Design
Pipelines & Pipeline Replacements Subtotal		15,826,000	2,023,000	9,558,000	

Distribution System Capital Projects

Pump Stations	Division	Total Estimated Project Cost	FY 2019/20 Budget	FY 2020/21 Budget	FY 2020/21 Phase
Recycled Water Pump Station Improvements	Regional	450,000	150,000	450,000	Construction
Deane Pump Station @ Skyline Ranch	SCWD	800,000	40,000	760,000	Design / Construction
Deane Pump Station @ Sand Canyon Plaza	SCWD	950,000	75,000	875,000	Design / Construction
Market Street Pump Station (Wiley Canyon)	NWD	1,750,000		150,000	Planning / Design
Friendly Valley Booster Station - Crossroads	SCWD	725,000		75,000	Planning
Pump Stations Subtotal		4,225,000	115,000	1,860,000	



Distribution System Capital Projects

Tanks	Division	Total Estimated Project Cost	FY 2019/20 Budget	FY 2020/21 Budget	FY 2020/21 Phase
Recycled Water Tank Recoat	Regional	500,000		500,000	Construction
Newhall Tank 2 Internal/External Recoat	NWD	500,000		500,000	Construction
Deane Tanks - One 1.5 MG Tank @ Sand Canyon Plaza	SCWD	1,225,000	75,000	150,000	Planning / Design
Deane Tank Site (Existing) Improvements	SCWD	550,000	25,000	75,000	Planning / Design
Deane Tanks (Two 2.1 MG Tanks)	SCWD	4,325,000	75,000	2,350,000	Design / Construction
Deane Zone Disinfection @ Skyline Ranch	SCWD	565,000	50,000	515,000	Design / Construction
Tank 4 (1.5 MG Tank @Wiley Canyon)	NWD	1,750,000		150,000	Planning
Placerita (Two 1.6 MG Tanks)	SCWD	4,100,000		100,000	Planning
Friendly Valley (3.25 MG) - Crossroads	SCWD	5,175,000		75,000	Planning
Golden Valley (1.6 MG) - Crossroads	SCWD	875,000		75,000	Planning
Tanks Subtotal		10,740,000	125,000	3,115,000	



Distribution System Capital Projects

Wells	Division	Total Estimated Project Cost	FY 2019/20 Budget	FY 2020/21 Budget	FY 2020/21 Phase
V-160 Well Rehabilitation	VWD	460,000	230,000	350,000	Design / Construction
Wells Subtotal		460,000	230,000	350,000	



Capital Projects

PFAS Groundwater Treatment Improvements	Division	Total Estimated Project Cost	FY 2019/20 Budget	FY 2020/21 Budget	FY 2020/21 Phase
N Wells	NWD/SCWD/VWD	7,445,000		3,298,000	Construction
Valley Center Well	NWD/SCWD/VWD	5,000,000		4,900,000	Design / Construction
Santa Clara Well	NWD/SCWD/VWD	5,000,000		4,900,000	Design / Construction
Honby Well	NWD/SCWD/VWD	5,000,000		250,000	Planning / Design
Mitchell 5A Replacement	NWD/SCWD/VWD	5,000,000		250,000	Planning / Design
Additional Wells (T7, U4, U6)	NWD/SCWD/VWD	10,000,000		3,500,000	Design / Material Purchase
E Wells (E-14, E-15, E-16, E-17)	NWD/SCWD/VWD	16,300,000		250,000	Planning
PFAS Groundwater Treatment Improvements Subtotal		53,745,000		17,348,000	



Capital Projects

Perchlorate Removal Facility	Division	Total Estimated Project Cost	FY 2019/20 Budget	FY 2020/21 Budget	FY 2020/21 Phase
Well Q2	NWD/SCWD/VWD	1,555,000		1,160,000	Construction
Well 205	NWD/SCWD/VWD	5,000,000		1,500,000	Design / Construction
Perchlorate Removal Facility Subtotal		6,555,000		2,660,000	

	Total Estimated Project Cost	FY 2019/20 Budget	FY 2020/21 Budget
Overall Regional and Distribution System Capital Projects Total	275,811,000	29,262,000	69,093,000



Questions

[This page intentionally left blank.]



COMMITTEE MEMORANDUM

DATE: April 29, 2020

TO: Engineering and Operations Committee

FROM: Keith Abercrombie *KA*
Chief Operating Officer

SUBJECT: Recommend Approval of (1) a Resolution for Construction Contract and Management Funding to The Newhall Land and Farming Company, LLC, (2) a Work Authorization to Michael Baker International for Engineering Services During Construction and (3) a Work Authorization to TRC Engineers, Inc., for Inspection Services for the Magic Mountain Pipeline Phase 6B Project

SUMMARY

The Magic Mountain Pipeline Phase 6B (Phase 6B Pipeline) project has been advertised for construction bids. Bids have been received and staff is recommending approval of a construction contract and construction management funding to The Newhall Land and Farming Company, LLC (Newhall Land). Staff is also recommending approval of a work authorization to Michael Baker International (MBI) for engineering services during construction and approval of a work authorization to TRC Engineers, Inc., (TRC) for inspection services.

DISCUSSION

The Agency’s Capital Improvement Program includes construction of new pipelines to extend its existing Magic Mountain Pipeline to the future Magic Mountain Reservoir located in the Mission Village development. The pipeline extension will be constructed in four phases (Phases 4, 5, 6A, and 6B) based on the Mission Village development road construction schedule. On August 1, 2018, the Agency executed the Magic Mountain Water Pipeline Installation Agreement (Agreement) with Newhall Land. Under the terms of the Agreement, Newhall Land will install the Phase 6B Pipeline as a part of the road improvements and the Agency will reimburse Newhall Land for construction costs.

The Phase 6B Pipeline is approximately 2,700 feet long and 42-inches in diameter. The pipeline will be installed south of Magic Mountain Parkway and west of Westridge Parkway, within “OO” and “LL-2” streets and along the future Magic Mountain Reservoir access road. The project was advertised for construction bids by Newhall Land on March 4, 2020.

On March 18, 2020, three bids were received by Newhall Land. A summary of the bids is presented below:

Bidder	Bidder Location	Total Bid Price
Leatherwood Construction, Inc.	Fountain Valley, CA	\$4,568,687.07
Toro Enterprises	Oxnard, CA	\$5,268,225.00
Blois Construction Inc.	Oxnard, CA	\$5,364,288.78

Newhall Land and Agency staff evaluated the submitted bids. The apparent responsive low bid was from Leatherwood Construction, Inc. (Leatherwood) for a total of \$4,568,687.07. The engineer's estimate for the project is \$4,990,800. Leatherwood is a licensed Class A contractor in the State of California and is registered with the Department of Industrial Relations.

The Agency's Purchasing Policy allows the General Manager to approve change orders up to four percent (4%) of the original contract amount, however, the Board may grant a different change order authority on a project specific basis. Newhall Land will manage the construction contract of the Phase 6B Pipeline as part of the overall road development. Since it is anticipated that there may be a limited time for change order processing and approval, staff is recommending increasing the General Manager's Change Order Authority from four percent (4%) to ten percent (10%) of the original contract amount.

Staff requested the engineering design consultant, MBI, to provide a proposal for professional engineering services during construction. MBI services include attending various construction meetings, performing construction observation site visits, responding to contractor's request for information and clarifications, reviewing contractor submittals for conformance to the project's technical aspects, reviewing request for quotes and preparing as-built drawings.

Staff also solicited proposals for inspection services from three of the Agency's on-call firms. Two proposals were received, and staff is recommending TRC for the work. The general scope of work includes providing inspection, overall construction coordination and material testing.

CEQA Determination

The proposed action was previously evaluated by the Castaic Lake Water Agency's (CLWA) Board of Directors. On February 11, 2015, CLWA, as a Responsible Agency under CEQA, certified the Mission Village Final Environmental Impact Report (Final EIR) and adopted the Lead Agency's (the County of Los Angeles) findings, the Statement of Overriding Considerations and the Mitigation Monitoring and Reporting Programs with the adoption of Resolution No. 3023. CLWA filed the Notice of Determination with the Los Angeles County Clerk's Office and the State Clearinghouse on February 24, 2015. There are no substantial changes to the project and no further CEQA documentation is necessary for the Board to act with regards to the proposed actions.

FINANCIAL CONSIDERATIONS

The Agency will reimburse Newhall Land for construction costs and the Agency shall pay Newhall Land for construction management and miscellaneous costs for permits, construction survey and geotechnical testing. Leatherwood's construction bid is \$4,568,687.07. Newhall Land's budget for construction management and miscellaneous costs (permits, construction survey, and geotechnical testing) is an amount not to exceed \$390,000. MBI's budget for engineering services during construction is an amount not to exceed \$190,000 and the work will be performed on a time and expense basis. TRC's budget for inspection services is an amount not to exceed \$480,000, and their work will also be performed on a time and materials basis.

This project is funded in the Agency's FY 2019/2020 and FY 2020/2021 Budget for the Magic Mountain Pipeline No. 6 Project. The project's total estimated cost, including engineering, construction management, construction, inspection and miscellaneous costs, is \$13,112,000. As of April 20, 2020, the project's total expenses are \$525,188.

RECOMMENDATION

That the Engineering and Operations Committee recommends that the Board of Directors (1) approve the attached resolution awarding funding in an amount not to exceed \$4,568,687.07 for construction costs and an amount not to exceed \$390,000 for construction management and miscellaneous costs to The Newhall Land and Farming Company, LLC, and authorize the General Manager to execute construction change orders up to ten percent (10%) of the original construction contract; (2) authorize the General Manager to execute a work authorization with Michael Baker International for an amount not to exceed \$190,000 for engineering services during construction; and (3) authorize the General Manager to execute a work authorization with TRC Engineers, Inc., for an amount not to exceed \$480,000 for inspection services for the Magic Mountain Pipeline Phase 6B project.

ES

Attachments

MBS

[This page intentionally left blank.]

RESOLUTION NO. SCV-XXX

**RESOLUTION OF THE BOARD OF DIRECTORS
OF THE SANTA CLARITA VALLEY WATER AGENCY
APPROVING FUNDING FOR CONSTRUCTION CONTRACT
AND CONSTRUCTION MANAGEMENT
TO THE NEWHALL LAND AND FARMING COMPANY, LLC,
FOR THE MAGIC MOUNTAIN PIPELINE PHASE 6B PROJECT**

WHEREAS, Santa Clarita Valley Water Agency (SCVWA) desires to take steps to increase the reliability of its existing water system; and

WHEREAS, SCVWA's Capital Improvement Program includes new pipelines to extend the Agency's existing Magic Mountain Pipeline to the future Magic Mountain Reservoir, located in The Newhall Land and Farming Company, LLC, (Newhall Land)'s Mission Village project; and

WHEREAS, Newhall Land is constructing the Mission Village project, and would like to install/construct SCVWA's new pipelines in four phases, Magic Mountain Pipeline Phases 4, 5, 6A and 6B, as part of Newhall Land's road improvements, subject to SCVWA's reimbursement; and

WHEREAS, any agreement with Newhall Land regarding the Mission Village project is independent of SCVWA's pre-existing plans to construct the pipeline as part of SCVWA's Capital Improvement Program to ensure a reliable supply of water; and

WHEREAS, Castaic Lake Water Agency (CLWA), as a CEQA Responsible Agency, filed the Notice of Determination with the Los Angeles County Clerk's Office and the State Clearinghouse on February 24, 2015 and there are no substantial changes to the project, and no further CEQA documentation is necessary for the Board to act with regards to the proposed actions; and

WHEREAS, the General Manager executed the Magic Mountain Water Pipeline Installation Agreement with Newhall Land for the construction of the Magic Mountain Pipeline Phases 4-6 on August 1, 2018; and

WHEREAS, all bid proposals submitted to Newhall Land, pursuant to the Magic Mountain Water Pipeline Installation Agreement, and the Agency's construction contract documents, as amended by Addendum, were received by Newhall Land on Wednesday, March 18, 2020 by 2:00 p.m., in full accordance with the law and Newhall Land's customary procedures; and

WHEREAS, the Board of Directors finds, after considering the opinion of staff, that the total bid of Leatherwood Construction Inc., in the amount of \$4,568,687.07 is the lowest responsible bid of three bids submitted, and that said bid substantially meets the requirements of said construction contract documents as amended by Addendum; and

WHEREAS, the Agency's Purchasing Policy allows the General Manager to approve change orders up to four percent (4%) of the original contract amount and the Board of Directors may grant a different change authority on a project-specific basis; and

WHEREAS, it is in the Agency's best interest that the Board of Directors change the General Manager's Change Order Authority for this project from four percent (4%) to ten percent (10%); and

WHEREAS, under the terms of the Magic Mountain Water Pipeline Installation Agreement, Newhall Land will perform the construction management and miscellaneous construction support services for this project in an amount not to exceed \$390,000.

NOW, THEREFORE, BE IT RESOLVED that the Agency's Board of Directors does authorize its General Manager to accept said low bid and does therefore authorize the Agency's General Manager or its Chief

Operating Officer to approve the funding to Newhall Land for a reimbursement to Leatherwood Construction Inc., hereby found to be the “lowest responsible bidder” for the Magic Mountain Pipeline Phase 6B Project pursuant to said Agency’s construction contract documents, as amended by Addendum, for a total construction budget not to exceed \$4,568,687.07.

RESOLVED FURTHER that the Agency’s Board of Directors does authorize its General Manager or its Chief Operating Officer to approve change orders up to ten percent (10%) of the original construction contract amount for the Magic Mountain Pipeline Phase 6B Project with details of all construction change orders being reported to the Board of Directors.

RESOLVED FURTHER that the Agency’s Board of Directors does authorize its General Manager or its Chief Operating Officer to approve the funding to Newhall Land for construction management and miscellaneous construction support services for the Magic Mountain Pipeline Phase 6B Project pursuant to the Magic Mountain Water Pipeline Installation Agreement in an amount not to exceed \$390,000.

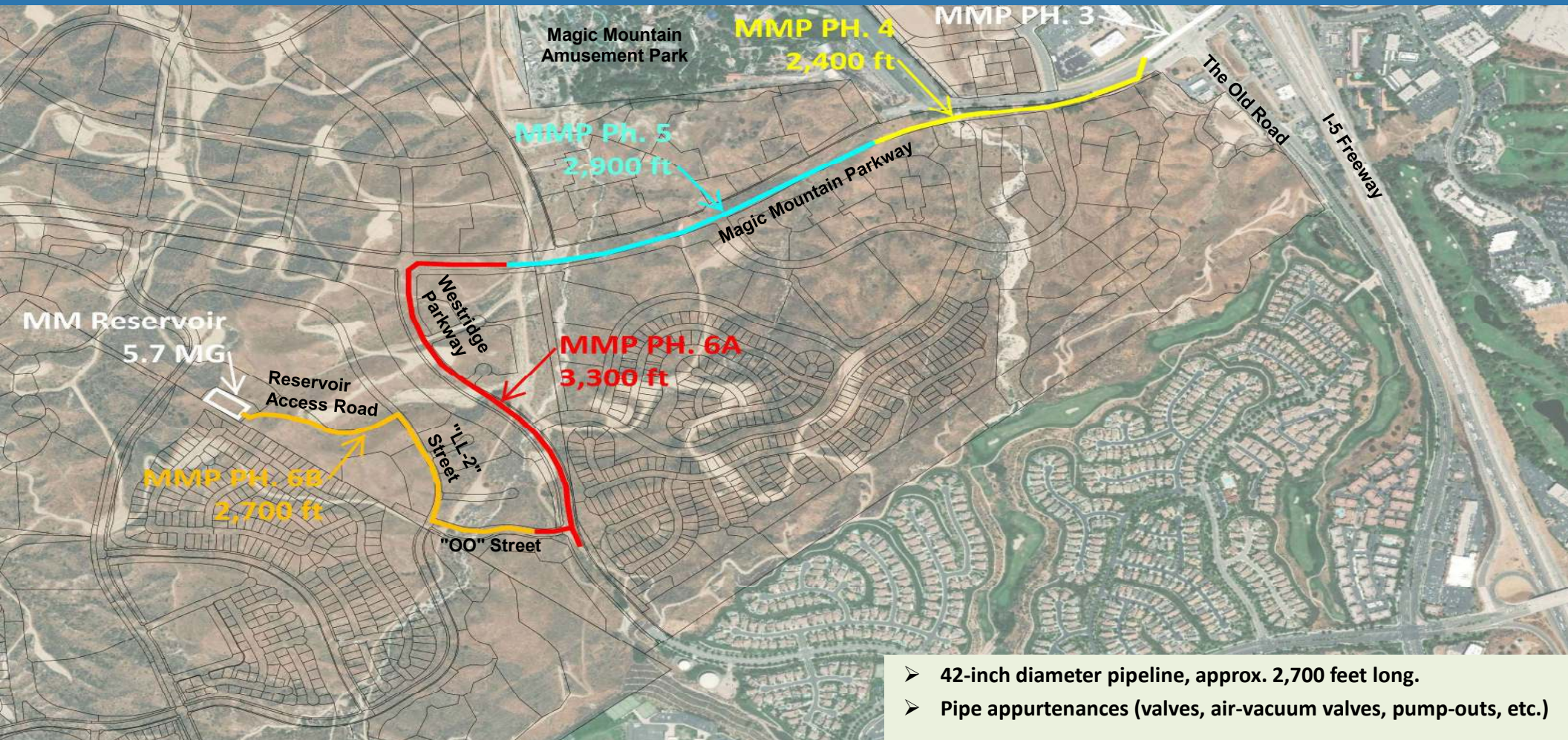


May 7, 2020

Magic Mountain Pipeline Phase 6B Project

Engineering and Operations
Committee

Magic Mountain Pipeline Phase 6B Location and Description



Magic Mountain Pipeline Phase 6B

Completed Activities

- August 1, 2018: the Magic Mountain Water Pipeline Installation Agreement executed by SCVWA and The Newhall Land and Farming Company, LLC, (Newhall Land).
- Newhall Land will construct the pipeline improvements and manage construction as part of the road improvements.
- SCVWA will pay Newhall Land (construction and construction management costs)
- March 18, 2020: Three (3) Construction Bids received by Newhall Land.
- Recommend Leatherwood Construction, Inc. (Leatherwood) for construction contract award.

Bidder	Total Base Bid Price
Leatherwood Construction, Inc. (Fountain Valley, CA)	\$4,568,687.07
Toro Enterprises Inc. (Oxnard, CA)	\$5,268,225.00
Blois Construction Inc. (Oxnard, CA)	\$5,364,288.78

Engineer's Estimate: \$4,990,800

YOURSCVWATER.COM



Magic Mountain Pipeline Phase 6B Project Budget

- **Construction:**

Leatherwood's Construction Contract Amount	\$4,568,687.07
--	----------------

- **Construction Management, Inspection, and Engineering:**

Newhall Land (construction management and miscellaneous testing)	\$390,000
TRC Engineers Inc. (inspection)	\$480,000
Michael Baker International (engineering during construction)	\$190,000
Construction Management, Inspection, and Engineering Budget	\$1,060,000

- **SCVWA CIP Budget: Phase 6 (6A and 6B)**

Planning and Design	\$376,000
Construction Management, Inspection, and Engineering	\$1,601,000
Capital Construction Costs	\$11,105,000
Additional Project Delivery Costs	\$30,000
Current Estimated Total Project Cost	\$13,112,000

Magic Mountain Pipeline Phase 6B Project Schedule

- May 7, 2020: Engineering & Operations Committee (construction funding)
- June 2, 2020: Board Meeting (construction funding)
- May 20, 2020 – December 4, 2020: Construction Period (198 calendar days)

Magic Mountain Pipeline Phase 6B Recommendation

That the Engineering and Operations Committee recommends that the Board of Directors:


- Approve a resolution awarding funding in amount not to exceed \$4,568,687.07 for construction costs and an amount not to exceed \$390,000 for construction management and miscellaneous costs to The Newhall Land and Farming Company, LLC, and authorize the General Manager to execute construction change orders up to ten percent (10%) of the original construction contract
- Authorize the General Manager to execute a work authorization with Michael Baker International for an amount not exceed \$190,000 for engineering services during construction
- Authorize the General Manager to execute a work authorization with TRC Engineers, Inc., for an amount not exceed \$480,000 for inspection services for the Magic Mountain Pipeline Phase 6B Project



COMMITTEE MEMORANDUM

DATE: April 30, 2020

TO: Engineering and Operations Committee

FROM: Keith Abercrombie 
Chief Operating Officer

SUBJECT: Recommend Approval of (1) a Resolution for Construction Contract and Management Funding to The Newhall Land and Farming Company, LLC, and (2) a Work Authorization to a Woodard and Curran for Inspection Services for the Commerce Center Drive Pipeline Project

SUMMARY

The Commerce Center Drive Pipeline project has been advertised for construction bids. Bids have been received and staff is recommending approval of construction contract and construction management funding to The Newhall Land and Farming Company, LLC (Newhall Land). Staff is also recommending approval of a work authorization to Woodard and Curran (W&C) for inspection services.

DISCUSSION

The Agency's Capital Improvement Program includes construction of new production wells that will replace capacity lost from wells that were shut down in 1997 because of perchlorate contamination. Construction of the Replacement (Saugus 3 and 4) Wells Project, which consists of three parts: 1) two new wells just west of Magic Mountain amusement park, 2) site preparation and infrastructure, 3) and a pipeline to convey the water along Commerce Center Drive to the Magic Mountain Parkway Pipeline. It will consist of about 1,000 feet of 30-inch welded steel pipeline. On October 1, 2019, the Agency executed Amendment No. 1 to the Magic Mountain Water Pipeline Installation Agreement (Agreement) with Newhall Land. Under the terms of the Agreement, Newhall Land will install the Commerce Center Drive pipeline as a part of the road improvements and the Agency will reimburse Newhall Land for construction costs.

Newhall Land solicited construction bids on April 7, 2020.

On April 17, 2020, four bids were received by Newhall Land. A summary of the bids is presented below:

Bidder	Bidder Location	Total Bid Price
Blois Construction, Inc.	Oxnard, CA	\$891,139.70
Toro Enterprises, Inc.	Oxnard, CA	\$972,109.60
Leatherwood Construction	Fountain Valley, CA	\$1,062,601.00
Sam Hill & Sons, Inc.	Ventura, CA	\$1,692,152.00

Newhall Land and Agency staff evaluated the submitted bids. The apparent responsive low bid was from Blois Construction Inc. (Blois) for a total of \$891,139.70. The engineer's estimate for the project is \$598,360. Blois is a licensed Class A contractor in the State of California and is registered with the Department of Industrial Relations.

The Agency's Purchasing Policy allows the General Manager to approve change orders up to four percent (4%) of the original contract amount, however, the Board may grant a different change order authority on a project specific basis. Newhall Land will manage the construction contract of the Commerce Center Drive Pipeline project as part of the overall road development. Since it is anticipated that there may be a limited time for change order processing and approval, staff is recommending increasing the General Manager's Change Order Authority from four percent (4%) to ten percent (10%) of the original contract amount.

Staff solicited proposals for inspection services. Staff is recommending W&C for the work. The general scope of work includes providing inspection, overall construction coordination and material testing.

CEQA Determination

The proposed action is installing the Commerce Center Pipeline, and was previously evaluated by the Castaic Lake Water Agency's (CLWA) Board of Directors. On September 14, 2005, CLWA, as the lead agency under CEQA, certified the Mitigated Negative Declaration for the Groundwater Containment, Treatment, and Restoration Project and adopted findings, the Statement of Overriding Considerations and the Mitigation Monitoring and Reporting Programs with the adoption of Resolution No. 2429. CLWA filed the Notice of Determination with the Los Angeles County Clerk's Office and the State Clearinghouse on September 19, 2005. The pipeline alignment and sizing have been updated and there are no substantial changes to the project and no further CEQA documentation is necessary for the Board to act with regards to the proposed actions.

FINANCIAL CONSIDERATIONS

The Agency will reimburse Newhall Land for construction costs and the Agency shall pay Newhall Land for construction management and miscellaneous costs for permits, construction survey and geotechnical testing. Blois' construction bid is \$891,139.70. Newhall Land's budget for construction management and miscellaneous costs (permits, construction survey, and geotechnical testing) is an amount not to exceed \$84,100. Woodard and Curran's budget for inspection services is an amount not to exceed \$260,000. Woodard and Curran's services will be performed on a time and materials basis.

This project is funded in the Agency's Biennial Budget for FY 2019/2020 and FY 2020/2021 as part of the \$11,161,000 Replacement (Saugus 3 and 4) Wells Project. The Commerce Center Drive Pipeline project's total estimated cost, including engineering, construction management, construction, inspection and miscellaneous costs, is \$1,271,139.70. As of March 31, 2020, the Replacement (Saugus 3 and 4) Wells project's total expenses are \$468,997.65. The first \$8.3 million of the project will be funded by Whittaker Corporation, consistent with terms of Castaic Lake Water Agency Litigation Settlement Agreement related to perchlorate contamination.

RECOMMENDATION

That the Engineering and Operations Committee recommends that the Board of Directors (1) approve the attached resolution awarding funding in an amount not to exceed \$891,139.70 for

construction costs and an amount not to exceed \$84,100 for construction management and miscellaneous costs to The Newhall Land and Farming Company, LLC, and authorize the General Manager to execute construction change orders up to ten percent (10%) of the original construction contract, and (2) authorize the General Manager to execute a work authorization with Woodard and Curran for an amount not to exceed \$260,000 for inspection services for the Commerce Center Drive Pipeline project.

JL

Attachments

M65

[This page intentionally left blank.]

RESOLUTION NO. SCV-XXX

**RESOLUTION OF THE BOARD OF DIRECTORS
OF THE SANTA CLARITA VALLEY WATER AGENCY
APPROVING FUNDING FOR CONSTRUCTION CONTRACT
AND CONSTRUCTION MANAGEMENT
TO THE NEWHALL LAND AND FARMING COMPANY, LLC,
FOR THE COMMERCE CENTER DRIVE PIPELINE PROJECT**

WHEREAS, Santa Clarita Valley Water Agency (SCVWA) desires to take steps to increase the reliability of its existing water system; and

WHEREAS, SCVWA's Capital Improvement Program includes new pipelines to connect the Agency's future Replacement (Saugus 3 and 4) Wells Project to the Magic Mountain Pipeline, located in The Newhall Land and Farming Company, LLC, (Newhall Land)'s Mission Village project; and

WHEREAS, Newhall Land is constructing the Mission Village project, and would like to install/construct SCVWA's new pipelines, as part of Newhall Land's road improvements, subject to SCVWA's reimbursement; and

WHEREAS, any agreement with Newhall Land regarding the Mission Village project is independent of SCVWA's pre-existing plans to construct the pipeline as part of SCVWA's Capital Improvement Program to ensure a reliable supply of water; and

WHEREAS, Castaic Lake Water Agency (CLWA), as a CEQA Responsible Agency, filed the Notice of Determination with the Los Angeles County Clerk's Office and the State Clearinghouse on September 19, 2005; and

WHEREAS, the proposed action is installing the Commerce Center Pipeline; and

WHEREAS, the pipeline alignment and sizing have been updated and there are no substantial changes to the project, and no further CEQA documentation is necessary for the Board to act with regards to the proposed actions; and

WHEREAS, the General Manager executed Amendment No. 1 to the Magic Mountain Water Pipeline Installation Agreement with Newhall Land for the construction of the Commerce Center Drive Pipeline on October 1, 2019; and

WHEREAS, all bid proposals submitted to Newhall Land, pursuant to the Magic Mountain Water Pipeline Installation Agreement, and the Agency's construction contract documents, as amended by Addenda, were received by Newhall Land on Friday, April 17, 2020 by 2:00 p.m., in full accordance with the law and Newhall Land's customary procedures; and

WHEREAS, the Board of Directors finds, after considering the opinion of staff, that the total bid of Blois Construction, Inc. in the amount of \$891,139.70 is the lowest responsible bid of four bids submitted, and that said bid substantially meets the requirements of said construction contract documents as amended by Addenda; and

WHEREAS, the Agency's Purchasing Policy allows the General Manager to approve change orders up to four percent (4%) of the original contract amount and the Board of Directors may grant a different change authority on a project-specific basis; and

WHEREAS, it is in the Agency's best interest that the Board of Directors change the General Manager's Change Order Authority for this project from four percent (4%) to ten percent (10%); and

WHEREAS, under the terms of the Magic Mountain Water Pipeline Installation Agreement, Newhall Land will perform the construction management and miscellaneous construction support services for this project in an amount not to exceed \$84,100.

NOW, THEREFORE, BE IT RESOLVED that the Agency's Board of Directors does authorize its General Manager to accept said low bid and does therefore authorize the Agency's General Manager or its Chief Operating Officer to approve the funding to Newhall Land for a reimbursement to Blois Construction, Inc., hereby found to be the "lowest responsible bidder" for the Commerce Center Drive Pipeline Project pursuant to said Agency's construction contract documents, as amended by Addenda, for a total construction budget not to exceed \$891,139.70.

RESOLVED FURTHER that the Agency's Board of Directors does authorize its General Manager or its Chief Operating Officer to approve change orders up to ten percent (10%) of the original construction contract amount for the Commerce Center Drive Pipeline Project with details of all construction change orders being reported to the Board of Directors.

RESOLVED FURTHER that the Agency's Board of Directors does authorize its General Manager or its Chief Operating Officer to approve the funding to Newhall Land for construction management and miscellaneous construction support services for the Commerce Center Drive Pipeline Project pursuant to the Magic Mountain Water Pipeline Installation Agreement in an amount not to exceed \$84,100.

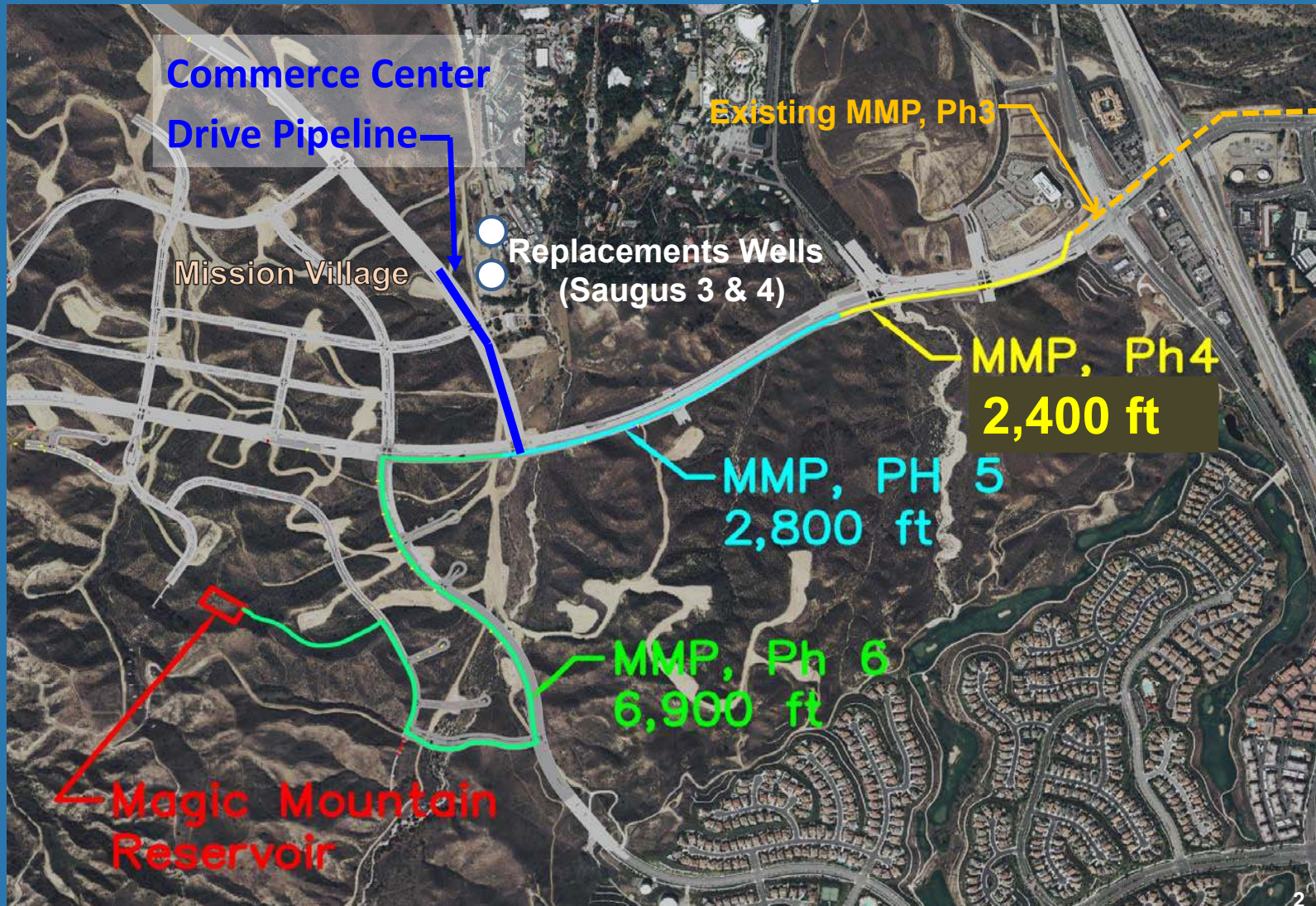


May 7, 2020

Commerce Center Drive Pipeline Project

Engineering and Operations
Committee

Location and Description



Commerce Center Pipeline--Completed Activities

- October 1, 2019: Amendment No. 1 to the Magic Mountain Water Pipeline Installation Agreement executed by SCVWA and The Newhall Land and Farming Company, LLC, (Newhall Land).
- Newhall Land will construct the pipeline improvements and manage construction as part of the road improvements.
- SCVWA will pay Newhall Land (construction and construction management costs)
- April 17, 2020: Three (3) Construction Bids received by Newhall Land.
- Recommend Blois Construction, Inc. (Blois) for construction contract award.

Bidder	Total Base Bid Price
Blois Construction Inc. (Oxnard, CA)	\$891,139.70
Toro Enterprises Inc. (Oxnard, CA)	\$972,109.60
Leatherwood Construction, Inc. (Fountain Valley, CA)	\$1,062,601.00
Sam Hill and Sons, Inc. (Ventura, CA)	\$1,692,152.00

Engineer's Estimate: \$600,000



Commere Center Pipeline Project Budget

- **Construction:**

Blois' Contract Amount	\$891,140
------------------------	-----------

- **Construction Management and Inspection:**

Newhall Land (construction management and miscellaneous testing)	\$84,100
TRC Engineers Inc. (inspection)	\$260,000
Construction Management and Inspection Budget	\$344,100

- **Total Project Costs**

Planning and Design	\$970,000
Construction Management, Inspection, and Engineering	\$1,000,000
Capital Construction Costs	\$8,691,000
Additional Project Delivery Costs	\$500,000
Current Estimated Total Project Cost	\$11,161,000

Commerce Center Drive Pipeline Project Project Schedule

- May 7, 2020: Engineering & Operations Committee (construction funding)
- June 2, 2020: Board Meeting (construction funding)
- July 20, 2020 – September 11, 2020: Construction Period (53 calendar days)

Commerce Center Drive Pipeline Project Recommendations

That the Engineering and Operations Committee recommends that the Board of Directors:

- Approve a resolution awarding funding in amount not to exceed \$891,139.70 for construction costs and an amount not to exceed \$84,100 for construction management and miscellaneous costs to The Newhall Land and Farming Company, LLC, and authorize the General Manager to execute construction change orders up to ten percent (10%) of the original construction contract
- Authorize the General Manager to execute a work authorization with Woodard and Curran, Inc., for an amount not exceed \$260,000 for inspection services for the Commerce Center Drive Project



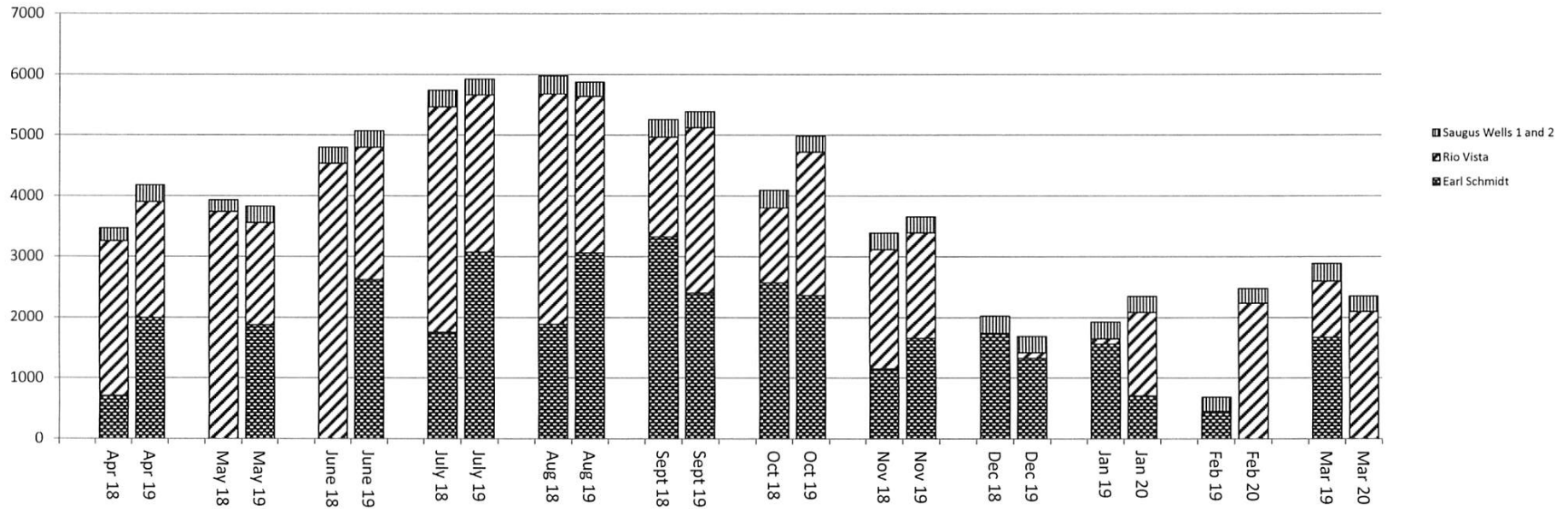
Monthly Operations & Production Report

March 2020

[This page intentionally left blank.]

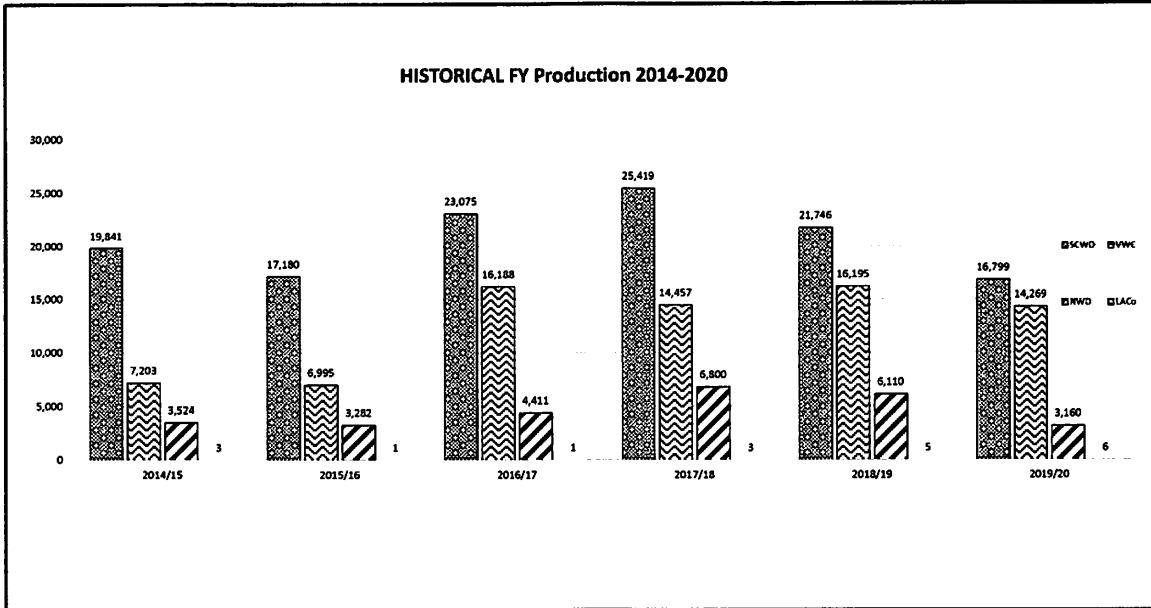
SANTA CLARITA VALLEY WATER AGENCY
 March 2020 Regional Operations Report

Water Supply (acre-feet)



Source	Apr-19	May-19	Jun-19	Jul-19	Aug-19	Sep-19	Oct-19	Nov-19	Dec-19	Jan-20	Feb-20	Mar-20	Total
Earl Schmidt	1992	1869	2622	3071	3057	2404	2360	1655	87	708	0	0	19824.765
Rio Vista	1910	1683	2175	2588	2577	2719	2360	1736	1328	1374	2235	2096	24781.4
Saugus 1 and 2	276	277	273	267	242	261	263	263	271	265	243	256	3157.061
Total	4178	3829	5070	5926	5876	5384	4983	3654	1686	2347	2478	2352	13077
Total Sold	4016	3754	4985	5823	5779	5316	4879	3651	1715	2270	2411	2309	46908
RVWTP Use/Storage	66.96	17.54	22.04	35.68	27.64	27.66	40.42	13.19	-46.25	31.54	55.91	2.55	106.54
Total Use	4082.96	3771.54	5007.04	5858.68	5806.64	5343.66	4919.42	3664.19	1668.75	2301.54	2466.91	2311.55	12861.54
Water Loss	-2.27%	-1.50%	-1.24%	-1.14%	-1.18%	-0.75%	-1.28%	0.28%	-1.02%	-1.94%	-0.45%	-1.72%	-1.65%
Recycled Water	Apr-19	May-19	Jun-19	Jul-19	Aug-19	Sep-19	Oct-19	Nov-19	Dec-19	Jan-20	Feb-20	Mar-20	Total
Valencia	50	36	59	76	70	64	65	25	2	10	22	8	487

* Water loss includes water usage at Rio Vista Water Treatment Plant facilities and system storage.



HISTORICAL FY PRODUCTION 2014-2020

2014/15	Jul	Aug	Sep	Oct	Nov	Dec	Jan	Feb	Mar	Apr	May	Jun	Total
SCWD	2,812	2,491	2,177	2,110	1,536	746	990	1,038	1,174	1,365	1,458	1,844	19,841
VWC	1,143	897	718	545	410	340	408	398	400	658	587	700	7,203
NCWD	481	410	389	341	268	135	265	200	244	283	253	334	3,524
LACo	0	0	0	0	0	0	0	0	0	0	0	0	3
Total	4,517	3,798	3,285	2,996	2,215	1,221	1,803	1,635	1,818	2,306	2,299	2,879	30,571
Cum. FYTD	4,517	8,315	11,599	14,596	16,811	18,032	19,635	21,270	23,088	25,393	27,692	30,571	
2015/16	Jul	Aug	Sep	Oct	Nov	Dec	Jan	Feb	Mar	Apr	May	Jun	Total
SCWD	1,731	1,800	1,616	1,829	1,427	1,180	829	1,080	1,185	1,176	1,612	1,935	17,180
VWC	691	773	583	550	547	364	157	368	412	482	715	1,375	6,995
NCWD	347	373	325	278	233	199	148	195	206	250	319	411	3,282
LACo	0	0	0	0	0	0	0	1	0	0	0	0	1
Total	2,769	2,946	2,524	2,455	2,207	1,743	1,134	1,622	1,803	1,888	2,646	3,721	27,458
Cum. FYTD	2,769	5,715	8,239	10,694	12,901	14,644	15,778	17,400	19,203	21,091	23,737	27,458	
2016/17	Jul	Aug	Sep	Oct	Nov	Dec	Jan	Feb	Mar	Apr	May	Jun	Total
SCWD	2,404	2,663	2,368	2,128	1,712	1,377	952	844	1,359	2,040	2,456	2,772	23,075
VWC	1,565	1,640	1,305	1,080	607	620	643	764	1,123	1,720	2,499	2,814	16,188
NCWD	478	487	418	372	293	234	141	109	216	384	604	695	4,411
LACo	0	0	0	0	0	0	0	0	0	0	0	0	1
Total	4,447	4,770	4,091	3,580	2,612	2,231	1,736	1,716	2,699	4,152	5,559	6,081	43,674
Cum. FYTD	4,447	9,218	13,309	16,888	19,501	21,732	23,467	25,184	27,882	32,034	37,593	43,674	
2017/18	Jul	Aug	Sep	Oct	Nov	Dec	Jan	Feb	Mar	Apr	May	Jun	Total
SCWD	3,085	3,035	2,589	2,482	1,922	1,955	1,578	1,580	969	1,905	2,076	2,284	25,419
VWC	2,089	1,723	1,184	1,260	968	969	853	676	619	1,180	1,336	1,822	14,457
NCWD	785	856	845	801	640	556	253	275	157	349	473	808	6,800
LACo	0	0	0	0	0	0	0	1	0	0	1	0	3
Total	5,958	5,615	4,619	4,522	3,528	3,481	2,884	2,532	1,746	3,414	3,885	4,695	46,680
Cum. FYTD	5,958	11,573	16,192	20,714	24,242	27,723	30,407	32,939	34,685	38,099	41,984	46,680	
2018/19	Jul	Aug	Sep	Oct	Nov	Dec	Jan	Feb	Mar	Apr	May	Jun	Total
SCWD	2,694	2,816	2,535	2,174	1,882	1,274	1,110	493	1,177	1,770	1,832	2,189	21,746
VWC	1,921	2,026	1,743	1,300	1,084	459	513	232	1,205	1,819	1,701	2,193	16,195
NWD	1,023	1,012	881	537	382	214	181	76	352	428	422	603	6,110
LACo	1	0	0	1	0	0	1	1	1	0	0	0	5
Total	5,639	5,855	5,160	4,011	3,349	1,947	1,805	802	2,735	4,016	3,754	4,985	44,057
Cum. FYTD	5,639	11,494	16,654	20,665	24,014	25,961	27,766	28,567	31,302	35,318	39,072	44,057	
2019/20	Jul	Aug	Sep	Oct	Nov	Dec	Jan	Feb	Mar	Apr	May	Jun	Total
SCWD	2,610	2,743	2,475	2,310	1,845	980	1,207	1,416	1,212	0	0	0	16,799
VWC	2,491	2,518	2,348	2,145	1,526	604	957	762	919	0	0	0	14,269
NWD	721	518	492	422	280	130	188	232	177	0	0	0	3,160
LACo	2	0	0	1	1	1	1	0	0	0	0	0	6
Total	5,823	5,779	5,316	4,879	3,651	1,715	2,353	2,411	2,309	0	0	0	34,235
Cum. FYTD	5,823	11,602	16,918	21,796	25,448	27,162	29,515	31,926	34,235	34,235	34,235	34,235	

*Total does not include recycled water.

SANTA CLARITA VALLEY WATER AGENCY
Record of Weather Observations
 March 2020

DATE	High Temperature	Low Temperature	Precipitation 2020	Precipitation 2019
1-Mar	57	45	0.01	0.00
2-Mar	66	40	0.00	1.27
3-Mar	77	40	0.00	0.01
4-Mar	74	38	0.00	0.00
5-Mar	80	39	0.00	0.13
6-Mar	74	41	0.00	1.96
7-Mar	58	48	0.00	0.01
8-Mar	61	40	0.01	0.00
9-Mar	68	35	0.00	0.01
10-Mar	62	51	0.49	0.01
11-Mar	70	48	0.13	0.01
12-Mar	61	43	1.26	0.00
13-Mar	54	48	0.73	0.00
14-Mar	55	49	0.36	0.01
15-Mar	57	44	0.09	0.00
16-Mar	51	39	1.19	0.00
17-Mar	53	33	0.11	0.00
18-Mar	61	31	0.01	0.00
19-Mar	54	35	0.13	0.00
20-Mar	60	45	0.14	0.64
21-Mar	64	43	0.00	0.05
22-Mar	64	40	1.05	0.00
23-Mar	62	46	0.09	0.00
24-Mar	61	44	0.00	0.01
25-Mar	60	43	0.00	0.01
26-Mar	58	32	0.00	0.01
27-Mar	61	31	0.00	0.00
28-Mar	63	34	0.00	0.00
29-Mar	65	39	0.00	0.01
30-Mar	76	36	0.01	0.00
31-Mar	79	42	0.00	0.00

TOTAL

5.81

4.15

Total Precipitation of Current Month

2019-2020

2018-2019

5.81

4.15

Total Precipitation End of Previous Month

8.40

21.80

Total Precipitation Since October 1st

14.21

25.95

Temperature Averages for Current Month

HIGH

63.4

65.7

LOW

40.7

40.4

Santa Clarita Valley Water Agency

Summary of Annual Precipitation

October 1st through September 30th

(Total in Inches)

	<i>1998-99</i>	<i>1999-00</i>	<i>2000-01</i>	<i>2001-02</i>	<i>2002-03</i>	<i>2003-04</i>	<i>2004-05</i>	<i>2005-06</i>	<i>2006-07</i>	<i>2007-08</i>	<i>2008-09</i>
Oct	0.33	0.00	1.13	0.22	0.00	1.10	4.79	1.91	0.42	0.25	0.09
Nov	1.39	0.00	0.00	3.18	3.01	0.63	0.64	0.59	0.05	0.50	1.78
Dec	1.39	0.05	0.00	1.30	5.85	2.57	8.54	0.14	0.83	2.67	3.01
Jan	2.08	1.21	5.84	1.55	0.00	0.65	17.06	3.27	1.66	17.54	0.69
Feb	0.65	9.43	10.76	0.51	9.03	8.07	16.69	3.78	1.38	1.82	6.78
Mar	3.00	3.15	3.38	0.38	2.38	0.37	2.70	5.68	0.17	0.10	1.18
Apr	3.78	2.10	2.56	0.05	2.35	0.20	1.42	4.22	0.71	0.07	0.07
May	0.00	0.00	0.00	0.12	1.70	0.00	0.45	0.99	0.00	0.17	0.01
Jun	0.48	0.00	0.00	0.01	0.00	0.00	0.00	0.00	0.00	0.00	0.03
Jul	0.00	0.00	0.00	0.00	0.02	0.00	0.00	0.00	0.04	0.00	0.00
Aug	0.00	0.31	0.00	0.00	0.00	0.00	0.09	0.00	0.00	0.00	0.00
Sep	0.01	0.00	0.00	0.02	0.00	0.00	0.17	0.00	1.32	0.00	0.00
TOTAL	13.11	16.25	23.67	7.34	24.34	13.59	52.55	20.58	6.58	23.12	13.64
	<i>2009-10</i>	<i>2010-11</i>	<i>2011-12</i>	<i>2012-13</i>	<i>2013-14</i>	<i>2014-15</i>	<i>2015-16</i>	<i>2016-17</i>	<i>2017-18</i>	<i>2018-19</i>	<i>2019-20</i>
Oct	4.04	1.34	1.97	0.15	0.11	0.32	0.17	0.43	0.00	0.52	0.01
Nov	0.08	1.87	2.50	2.20	1.41	0.64	0.21	1.49	0.06	1.87	2.61
Dec	4.28	11.97	1.19	1.54	0.37	6.16	0.49	3.44	0.01	2.77	5.12
Jan	9.13	0.96	1.23	1.94	0.06	1.44	6.07	10.30	3.18	8.08	0.54
Feb	4.96	5.36	0.13	0.42	5.26	0.74	0.69	8.98	0.35	8.56	0.12
Mar	0.69	8.86	4.99	1.21	1.64	1.09	2.75	0.33	7.50	4.15	5.81
Apr	2.40	0.12	4.02	0.00	0.31	0.16	0.37	0.09	0.02	0.09	
May	0.07	0.74	0.01	0.74	0.00	0.66	0.09	0.26	0.01	1.60	
Jun	0.00	0.04	0.00	0.00	0.00	0.01	0.01	0.00	0.00	0.01	
Jul	0.00	0.01	0.00	0.08	0.02	0.87	0.00	0.01	0.00	0.00	
Aug	0.00	0.00	0.01	0.00	0.05	0.00	0.02	0.07	0.00	0.00	
Sep	0.00	0.00	0.02	0.00	0.00	0.78	0.00	0.13	0.02	0.03	
TOTAL	25.65	31.27	16.07	8.28	9.23	12.87	10.87	25.53	11.15	27.68	14.21

SANTA CLARITA VALLEY WATER AGENCY
WATER PRODUCTION BY WELL 2020 (ACRE-FEET)

NEWHALL WATER DIVISION	JAN	FEB	MAR	APR	MAY	JUN	JUL	AUG	SEP	OCT	NOV	DEC	TOTAL
N12	104	108	96	0	0	0	0	0	0	0	0	0	308
N13	120	126	111	0	0	0	0	0	0	0	0	0	356
C1	19	27	17	0	0	0	0	0	0	0	0	0	64
C2	13	14	9	0	0	0	0	0	0	0	0	0	36
C7	35	37	25	0	0	0	0	0	0	0	0	0	96
P1	0	0	0	0	0	0	0	0	0	0	0	0	0
P3	0	0	0	0	0	0	0	0	0	0	0	0	0
P4	0	0	0	0	0	0	0	0	0	0	0	0	0
P5	0	0	0	0	0	0	0	0	0	0	0	0	0
TOTAL NWD	291	312	257	0	0	0	0	0	0	0	0	0	860

SANTA CLARITA WATER DIVISION	JAN	FEB	MAR	APR	MAY	JUN	JUL	AUG	SEP	OCT	NOV	DEC	TOTAL
LOST CANYON NO.2	36	2	0	0	0	0	0	0	0	0	0	0	38
LOST CANYON NO.2A	70	45	13	0	0	0	0	0	0	0	0	0	128
SAND CANYON	80	50	15	0	0	0	0	0	0	0	0	0	145
MITCHELL 5A	0	0	0	0	0	0	0	0	0	0	0	0	0
MITCHELL 5B	0	0	1	0	0	0	0	0	0	0	0	0	1
SIERRA	7	18	6	0	0	0	0	0	0	0	0	0	31
NORTH OAKS EAST	0	0	0	0	0	0	0	0	0	0	0	0	0
NORTH OAKS CENTRAL	1	3	1	0	0	0	0	0	0	0	0	0	5
NORTH OAKS WEST	0	0	0	0	0	0	0	0	0	0	0	0	0
HONBY	1	15	0	0	0	0	0	0	0	0	0	0	16
GUIDA	24	46	0	0	0	0	0	0	0	0	0	0	70
CLARK	17	29	1	0	0	0	0	0	0	0	0	0	47
SANTA CLARA	1	20	3	0	0	0	0	0	0	0	0	0	24
VALLEY CENTER	0	0	0	0	0	0	0	0	0	0	0	0	0
TOTAL SCWD	237	228	40	0	0	0	0	0	0	0	0	0	505

VALENCIA WATER DIVISION	JAN	FEB	MAR	APR	MAY	JUN	JUL	AUG	SEP	OCT	NOV	DEC	TOTAL
D	20	56	20	0	0	0	0	0	0	0	0	0	96
E15	25	103	33	0	0	0	0	0	0	0	0	0	161
N	53	69	19	0	0	0	0	0	0	0	0	0	141
N7	29	120	9	0	0	0	0	0	0	0	0	0	157
N8	89	108	14	0	0	0	0	0	0	0	0	0	211
Q2	0	0	0	0	0	0	0	0	0	0	0	0	0
T7	3	19	2	0	0	0	0	0	0	0	0	0	23
U6	1	7	5	0	0	0	0	0	0	0	0	0	13
U4	1	4	0	0	0	0	0	0	0	0	0	0	6
S6	0	0	0	0	0	0	0	0	0	0	0	0	0
S7	13	31	0	0	0	0	0	0	0	0	0	0	44
S8	9	14	6	0	0	0	0	0	0	0	0	0	29
W11	40	29	18	0	0	0	0	0	0	0	0	0	87
W9	51	87	57	0	0	0	0	0	0	0	0	0	194
W10	75	63	10	0	0	0	0	0	0	0	0	0	148
159 (GOLF COURSE IRRIGATION)	0	1	0	0	0	0	0	0	0	0	0	0	1
160 (SYSTEM)	1	2	2	0	0	0	0	0	0	0	0	0	5
160 (GOLF COURSE IRRIGATION)	20	29	11	0	0	0	0	0	0	0	0	0	60
201 (SYSTEM)	0	0	0	0	0	0	0	0	0	0	0	0	0
205	0	0	0	0	0	0	0	0	0	0	0	0	0
206	68	98	95	0	0	0	0	0	0	0	0	0	260
207	78	116	62	0	0	0	0	0	0	0	0	0	256
TOTAL VWD	575	956	362	0	0	0	0	0	0	0	0	0	1893

S1	137	129	131	0	0	0	0	0	0	0	0	0	397
S2	128	114	125	0	0	0	0	0	0	0	0	0	367
TOTAL S1 & S2	265	243	256	0	0	0	0	0	0	0	0	0	763

TOTAL WELL PRODUCTION	1367	1739	915	0	0	0	0	0	0	0	0	0	4021
------------------------------	-------------	-------------	------------	----------	----------	----------	----------	----------	----------	----------	----------	----------	-------------

WELL 201 (NON-SYSTEM)	107	61	108	0	0	0	0	0	0	0	0	0	276
VALLEY CENTER (NON-SYSTEM)	0	0	0	0	0	0	0	0	0	0	0	0	0.00
Q2 (NON SYSTEM)	0.12	0.03	0.05	0	0	0	0	0	0	0	0	0	0.20
205 (NON-SYSTEM)	0	0	0	0	0	0	0	0	0	0	0	0	0.00
N (NON-SYSTEM)	0	0	0.06	0	0	0	0	0	0	0	0	0	0.06

NEWHALL WATER DIVISION
WATER PRODUCTION 2020 (ACRE-FEET)

GROUNDWATER	JAN	FEB	MAR	APR	MAY	JUN	JUL	AUG	SEP	OCT	NOV	DEC	TOTAL
NEWHALL SYSTEM													
N12	104	108	96										308
N13	120	126	111										356
CASTAIC SYSTEM													
C1	19	27	17										64
C2	13	14	9										36
C7	35	37	25										96
PINETREE SYSTEM													
P1	0	0	0										0
P3	0	0	0										0
P4	0	0	0										0
P5	0	0	0										0
S1 & S2	71	65	68										205
TOTAL GROUNDWATER	362	377	326	0	0	0	0	0	0	0	0	0	1064
IMPORT + S1 & S2													
NEWHALL SYSTEM													
N-3	8	30	10										48
CASTAIC SYSTEM													
N-1	25	27	36										88
PINETREE SYSTEM													
N-2	102	119	88										309
TESORO SYSTEM													
N-4	53	56	43										152
TOTAL IMPORT + S1 & S2	188	232	177	0	0	0	0	0	0	0	0	0	598
TOTAL GROUNDWATER (INCLUDES S1 & S2)	362	377	326	0	0	0	0	0	0	0	0	0	1064
TOTAL IMPORT (NO S1 & S2)	117	167	109	0	0	0	0	0	0	0	0	0	393
TOTAL GROSS PRODUCTION (GW + IMPORT)	479	544	434	0	0	0	0	0	0	0	0	0	1457
TOTAL INTERTIE TRANSFERS	0	11	0										11
TOTAL NET PRODUCTION	479	555	434	0	0	0	0	0	0	0	0	0	1468
% BY SOURCE													
GROUNDWATER	76%	68%	75%										72%
IMPORT	24%	30%	25%										27%
INTERTIE	0%	2%	0%										1%

**SANTA CLARITA WATER DIVISION
WATER PRODUCTION 2020 (ACRE-FEET)**

GROUNDWATER	JAN	FEB	MAR	APR	MAY	JUN	JUL	AUG	SEP	OCT	NOV	DEC	TOTAL
LOST CANYON NO.2	36	2	0										38
LOST CANYON NO.2A	70	45	13										128
SAND CANYON	80	50	15										145
MITCHELL 5A	0	0	0										0
MITCHELL 5B	0	0	1										1
SIERRA	7	18	6										31
NORTH OAKS EAST	0	0	0										0
NORTH OAKS CENTRAL	1	3	1										5
NORTH OAKS WEST	0	0	0										0
HONBY	1	15	0										16
GUIDA	24	46	0										70
CLARK	17	29	1										47
SANTA CLARA	1	20	3										24
VALLEY CENTER	0	0	0										0
TOTAL ALLUVIUM	237	228	40	0	0	0	0	0	0	0	0	0	505
SAUGUS WELLS S1 & S2	194	178	187										559
TOTAL GROUNDWATER	431	406	227	0	0	0	0	0	0	0	0	0	1064
IMPORT + S1 & S2	JAN	FEB	MAR	APR	MAY	JUN	JUL	AUG	SEP	OCT	NOV	DEC	TOTAL
SC-1 BOUQUET	129	99	161										389
SC-2 HONBY	174	260	211										644
SC-3 WILEY	97	103	93										293
SC-4 HONBY #2	211	94	161										466
SC-5 RIO VISTA	138	176	111										425
SC-6 LOST CANYON	76	104	64										244
SC-7	104	128	46										277
SC-8	130	184	157										471
SC-9	93	89	32										214
SC-10	25	55	23										103
SC-11	1	2	1										3
SC-12	10	87	150										247
SC-13	20	36	3										58
TOTAL IMPORT + S1 & S2	1207	1,416	1,212	0	0	0	0	0	0	0	0	0	3,835
METERING ADJUSTMENT	-6.7	0.01	0										-7
NET IMPORT + S1 & S2	1,201	1,416	1,212	0	0	0	0	0	0	0	0	0	3,828
TOTAL GROUNDWATER (INCLUDES S1 & S2)	431	406	227	0	0	0	0	0	0	0	0	0	1064
TOTAL IMPORT (NO S1 & S2)	1,014	1,238	1,025	0	0	0	0	0	0	0	0	0	3,276
TOTAL GROSS PRODUCTION (GW + IMPORT)	1,444	1,644	1,252	0	0	0	0	0	0	0	0	0	4,340
TOTAL INTERTIE TRANSFERS	0	0	0	0	0	0	0	0	0	0	0	0	0
TOTAL NET PRODUCTION	1,444	1,644	1,252	0	0	0	0	0	0	0	0	0	4,340
% BY SOURCE													
GROUNDWATER	30%	25%	18%										25%
IMPORT	70%	75%	82%										75%
INTERTIE	0%	0%	0%										0%
VALLEY CENTER (NON-SYSTEM) *	0.00	0.00	0.00										0.00

* Not used in the calculation for % by Source

VALENCIA WATER DIVISION
WATER PRODUCTION 2020 (ACRE-FEET)

ALLUVIUM	JAN	FEB	MAR	APR	MAY	JUN	JUL	AUG	SEP	OCT	NOV	DEC	TOTAL
D	20	56	20										96
E15	25	103	33										161
N	53	69	19										141
N7	29	120	9										157
N8	89	108	14										211
Q2	0	0	0										0
T7	3	19	2										23
U6	1	7	5										13
U4	1	4	0										6
S6	0	0	0										0
S7	13	31	0										44
S8	9	14	6										29
W11	40	29	18										87
W9	51	87	57										194
W10	75	63	10										148
TOTAL ALLUVIUM	408	711	192	0	0	0	0	0	0	0	0	0	1310
SAUGUS	JAN	FEB	MAR	APR	MAY	JUN	JUL	AUG	SEP	OCT	NOV	DEC	TOTAL
159	0	1	0										1
160 - DOM	1	2	2										5
160 - VGC*	20	29	11										60
201	0	0	0										0
205	0	0	0										0
206	68	98	95										260
207	78	116	62										256
TOTAL SAUGUS	167	246	170	0	0	0	0	0	0	0	0	0	582
IMPORT WATER	JAN	FEB	MAR	APR	MAY	JUN	JUL	AUG	SEP	OCT	NOV	DEC	TOTAL
V-1	143	65	126										334
V-2	139	284	138										560
V-4	105	1	68										175
V-5	246	161	179										586
V-6	85	198	134										417
V-7	23	3	15										40
V-8	217	50	259										525
TOTAL IMPORT	957	762	919	0	0	0	0	0	0	0	0	0	2,638
TOTAL GROUNDWATER	575	956	362	0	0	0	0	0	0	0	0	0	1,893
TOTAL IMPORT	957	762	919	0	0	0	0	0	0	0	0	0	2,638
TOTAL GROSS PRODUCTION	1,531	1,718	1,282	0	0	0	0	0	0	0	0	0	4,531
TOTAL INTERTIE TRANSFERS	0	-11	0										-11
TOTAL NET PRODUCTION	1,531	1,707	1,282	0	0	0	0	0	0	0	0	0	4,520
% BY SOURCE													
GROUNDWATER	37%	55%	28%										41%
IMPORT WATER	63%	45%	72%										59%
INTERTIE	0%	-1%	0%										0%
RECYCLED WATER	10	22	8										41
Well 201 Discharge *	107	61	108										276
Well Q2 Non-System *	0.12	0.03	0.05										0.20
Well 205 Non-System *	0	0	0										0.00
Well N Non-System *	0	0	0.06										0.06

*Not used in the calculation for % by source

LOS ANGELES COUNTY WATERWORKS DISTRICT 36

SOURCE

TURNOUT	Jan-20	Feb-20	Mar-20	Apr-20	May-20	Jun-20	Jul-20	Aug-20	Sep-20	Oct-20	Nov-20	Dec-20	TOTAL
LA 1	0	0.0031	0										0.00
LA 2	0.7764	0.4818	0.3621										1.62
TOTAL	0.7764	0.4849	0.3621	0	0	0	0	0	0	0	0	0.00	1.62

RAW WATER

SOURCE	Jan-20	Feb-20	Mar-20	Apr-20	May-20	Jun-20	Jul-20	Aug-20	Sep-20	Oct-20	Nov-20	Dec-20	TOTAL
RVTP	1,374	2,235	2,096										5,704.94
ESTP	708	0	0										708.20
Wells	265	243	256										763.45
TOTAL	2,347	2,478	2,351	0	0	0	0	0	0	0	0	0	7,176.59

S1/S2 TREATMENT

SOURCE	Jan-20	Feb-20	Mar-20	Apr-20	May-20	Jun-20	Jul-20	Aug-20	Sep-20	Oct-20	Nov-20	Dec-20	TOTAL
S1	137.13	129.09	130.51										396.73
S2	127.54	114.13	125.05										366.72
TOTAL	264.67	243.22	255.56	0	0	0	0	0	0	0	0	0	763.45

[This page intentionally left blank.]

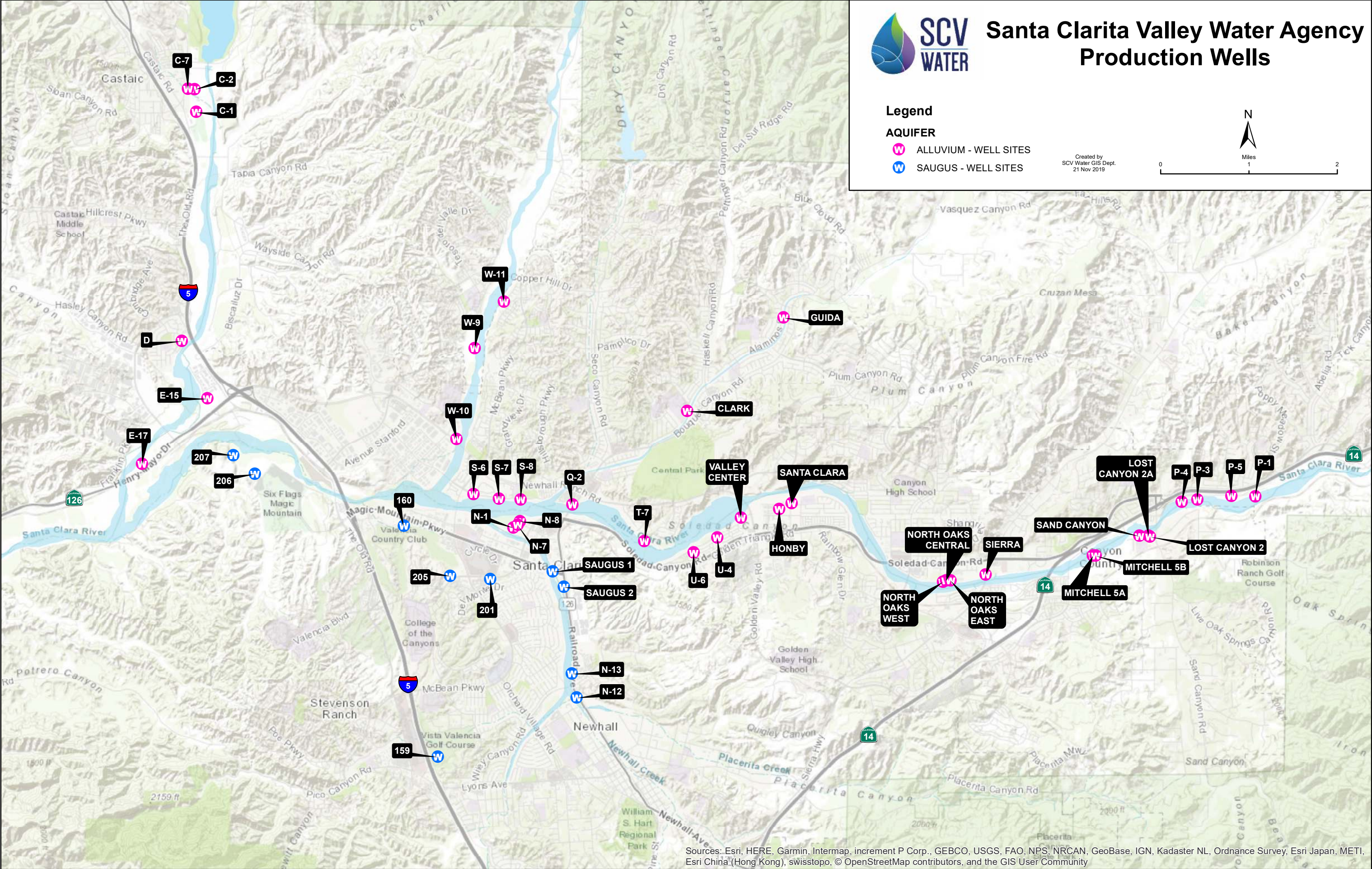
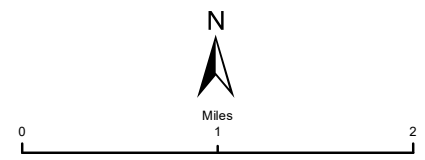


Santa Clarita Valley Water Agency Production Wells

Legend

- AQUIFER**
- ALLUVIUM - WELL SITES
 - SAUGUS - WELL SITES

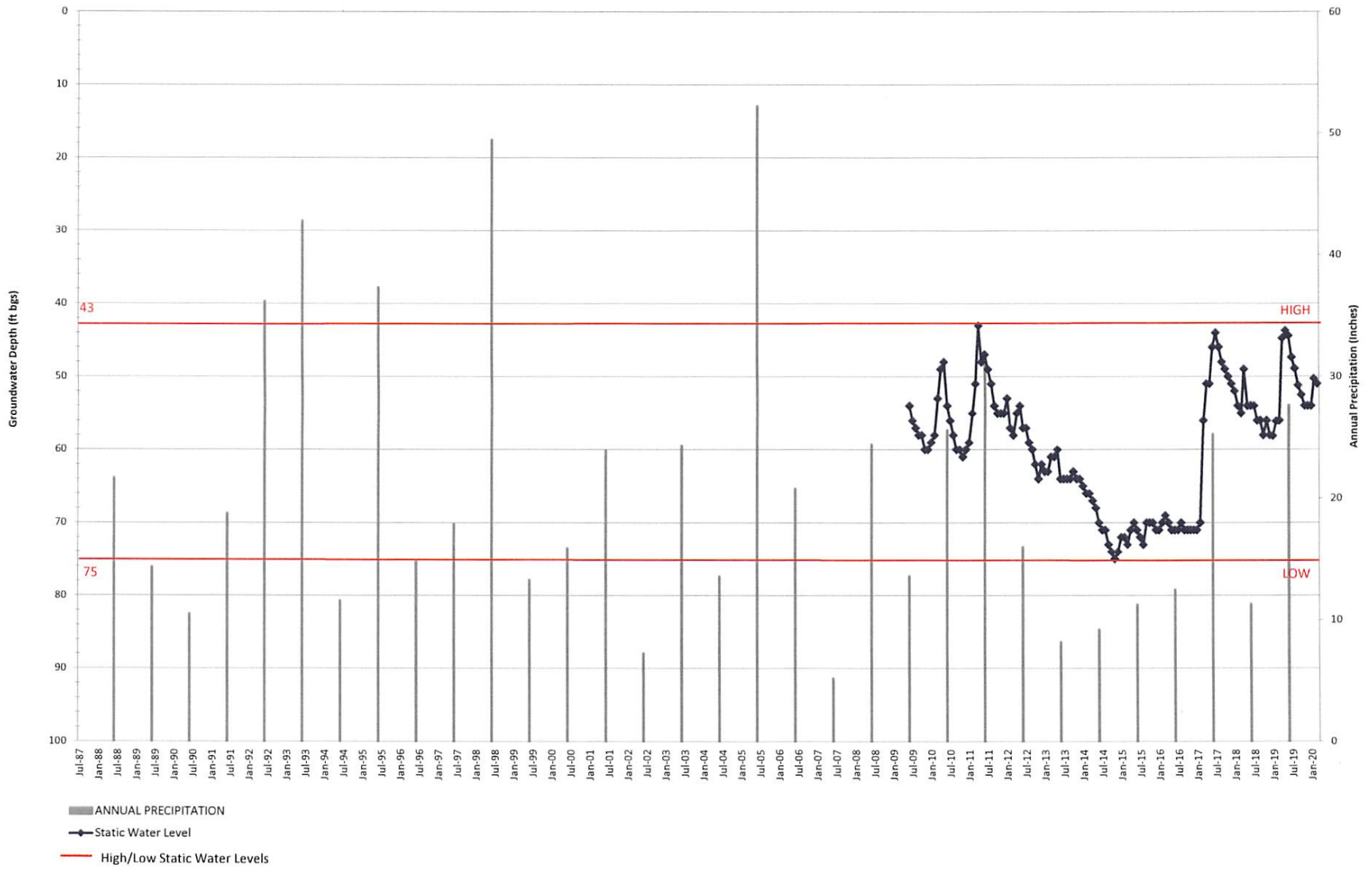
Created by
SCV Water GIS Dept.
21 Nov 2019



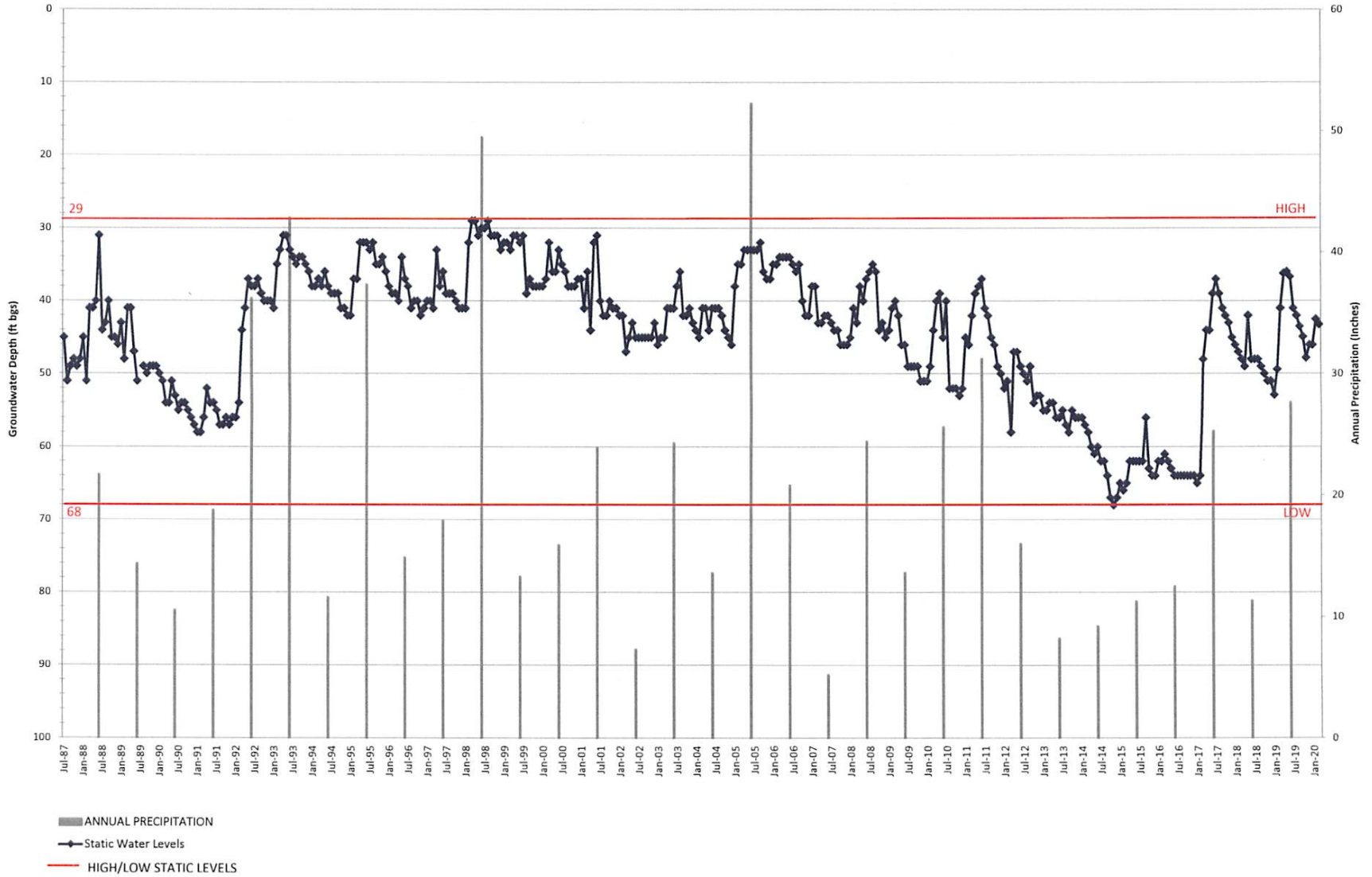
Sources: Esri, HERE, Garmin, Intermap, increment P Corp., GEBCO, USGS, FAO, NPS, NRCAN, GeoBase, IGN, Kadaster NL, Ordnance Survey, Esri Japan, METI, Esri China (Hong Kong), swisstopo, © OpenStreetMap contributors, and the GIS User Community

[This page intentionally left blank.]

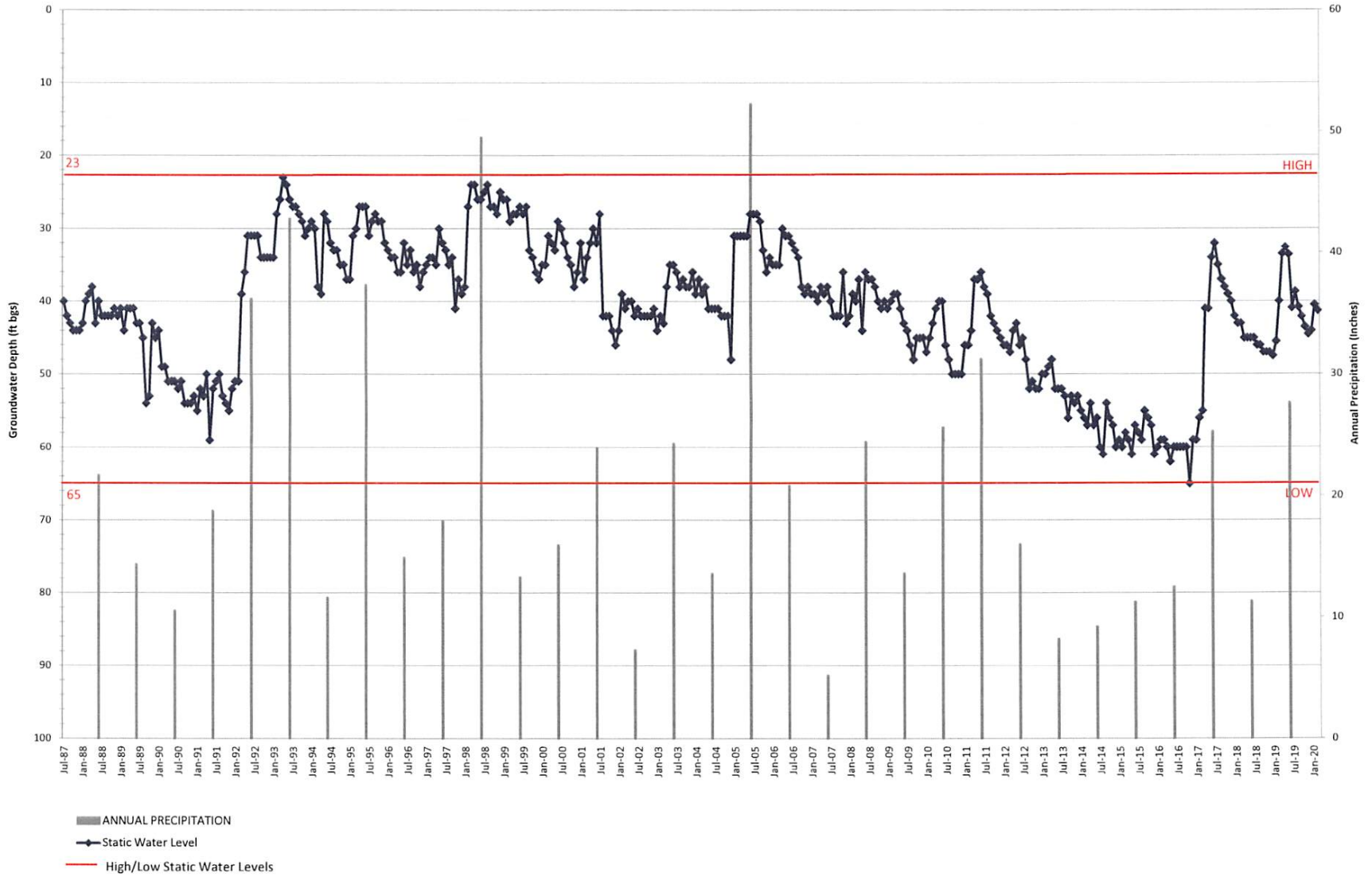
SCV WATER WELL C7
STATIC WATER LEVEL VS PRECIPITATION



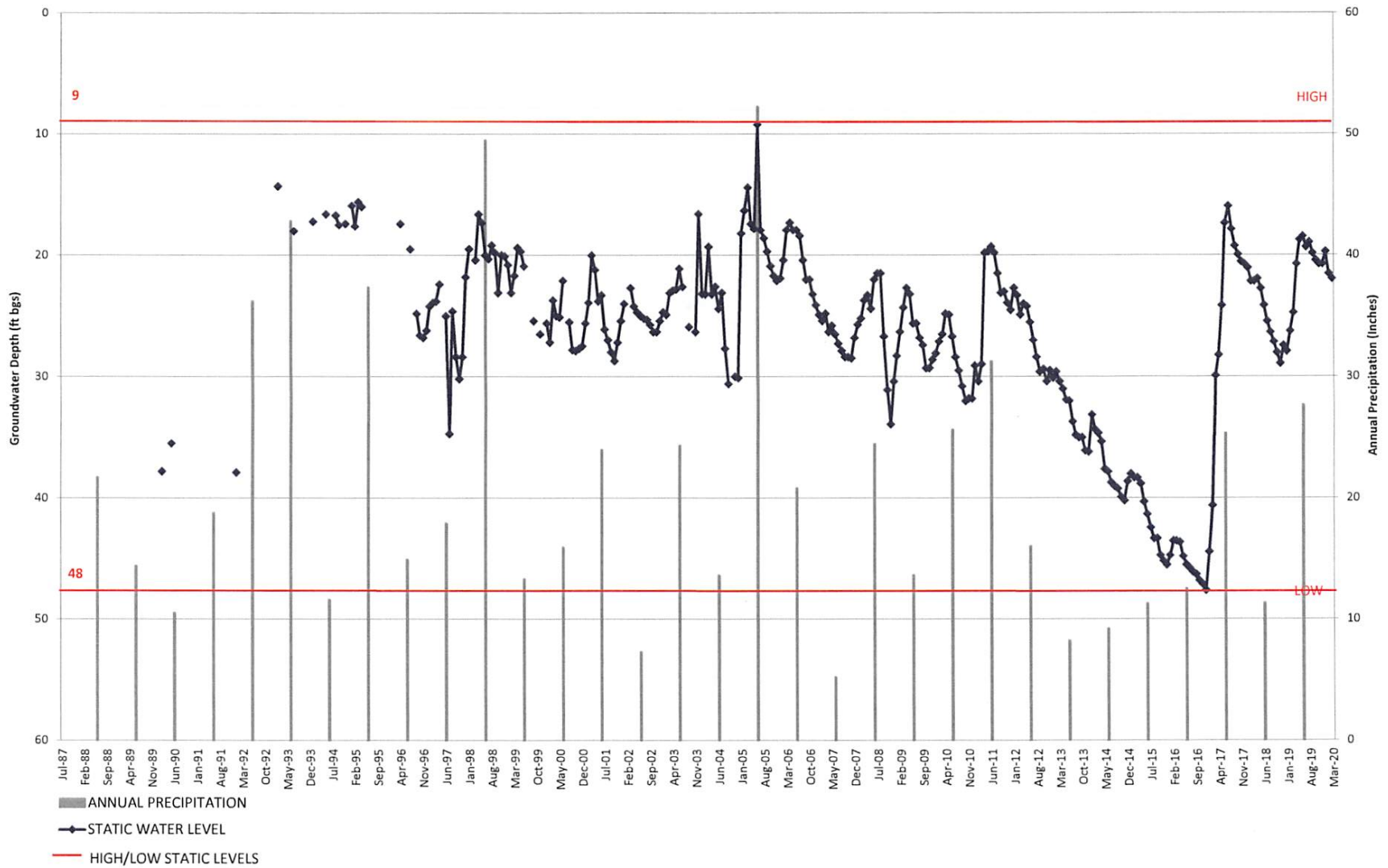
SCV WATER WELL C2
 STATIC WATER LEVEL VS PRECIPITATION



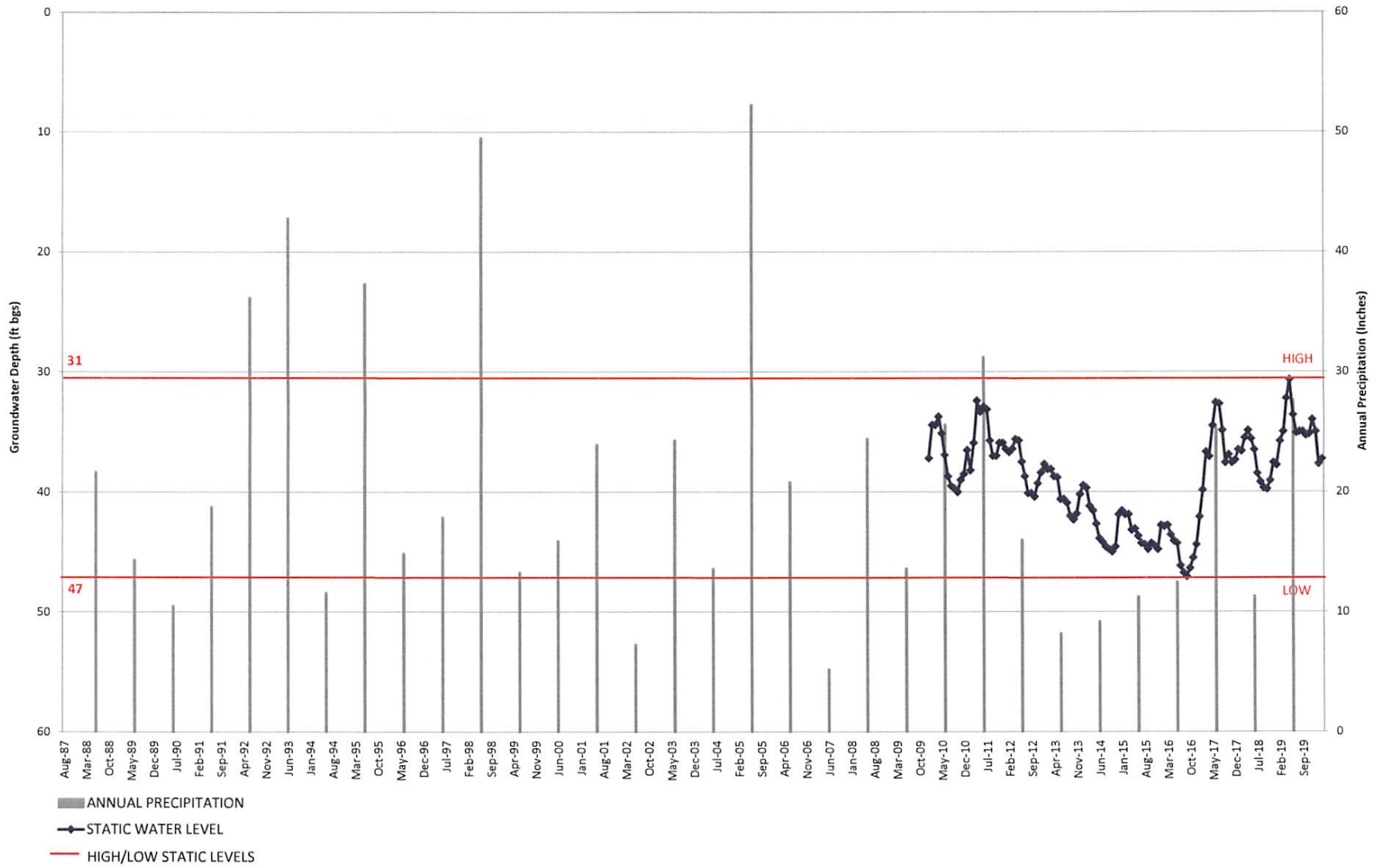
SCV WATER WELL C1
 STATIC WATER LEVEL VS PRECIPITATION



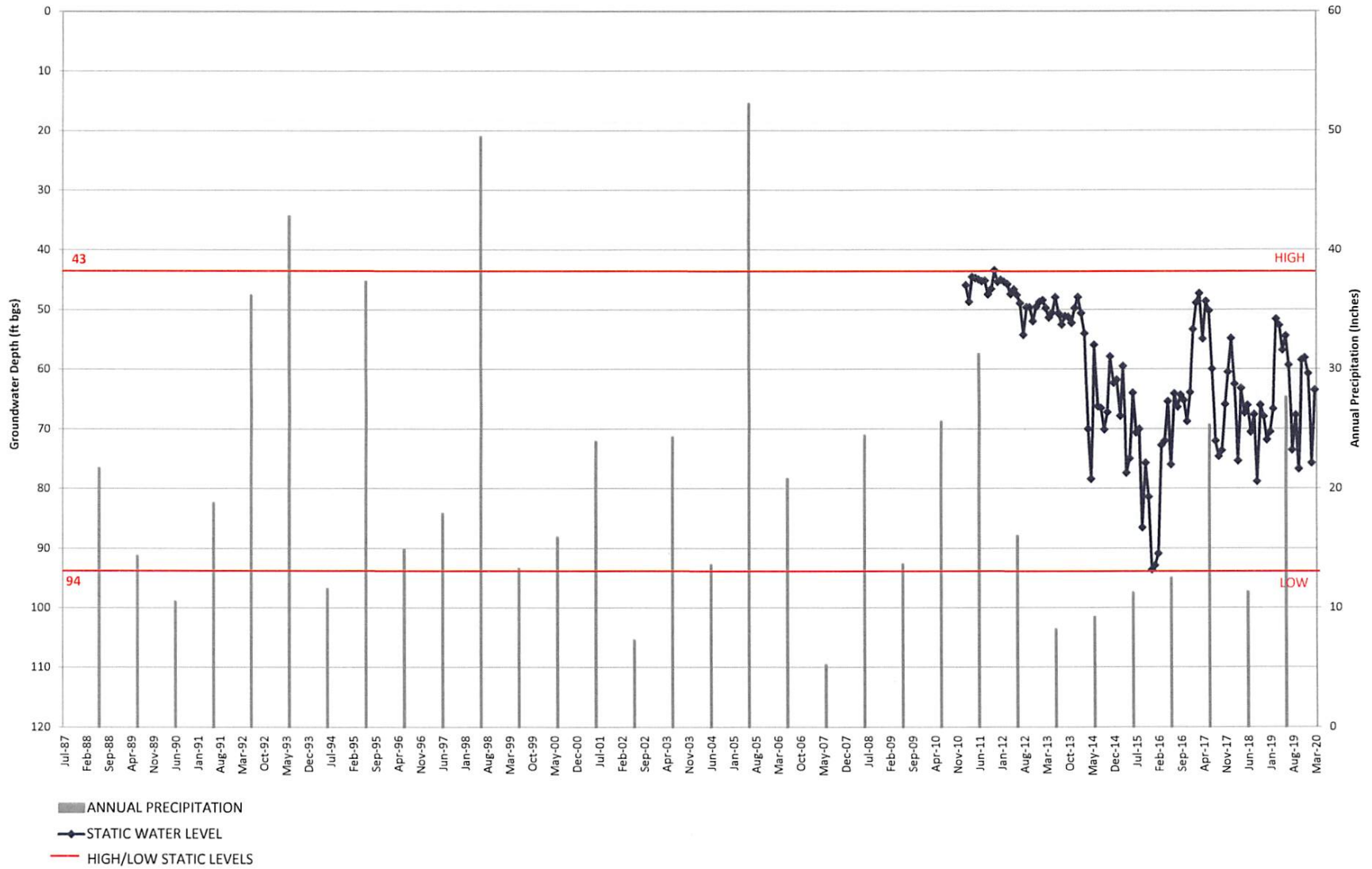
SCV WATER WELL D
 STATIC WATER LEVEL VS PRECIPITATION



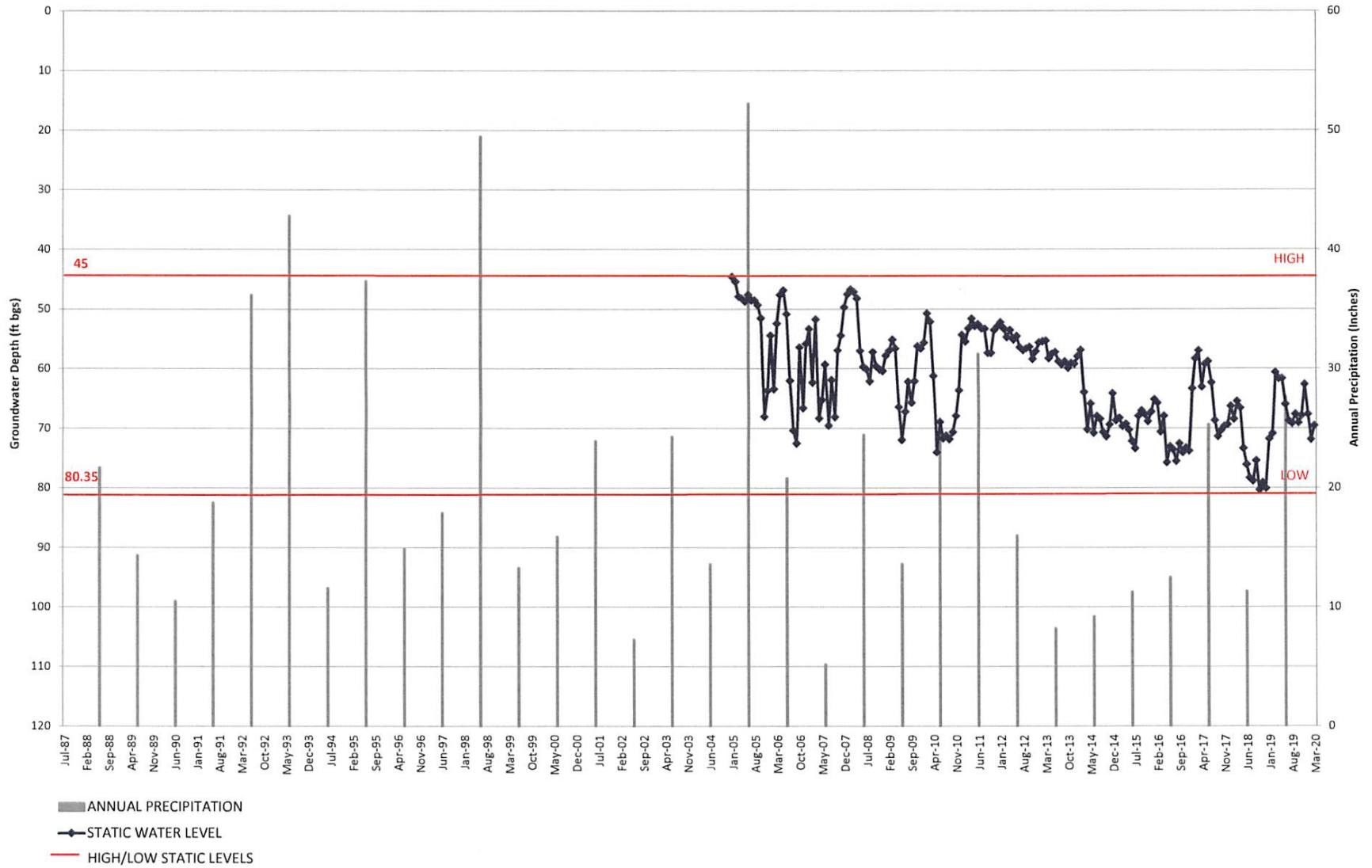
SCV WATER WELL E15
 STATIC WATER LEVEL VS. PRECIPITATION



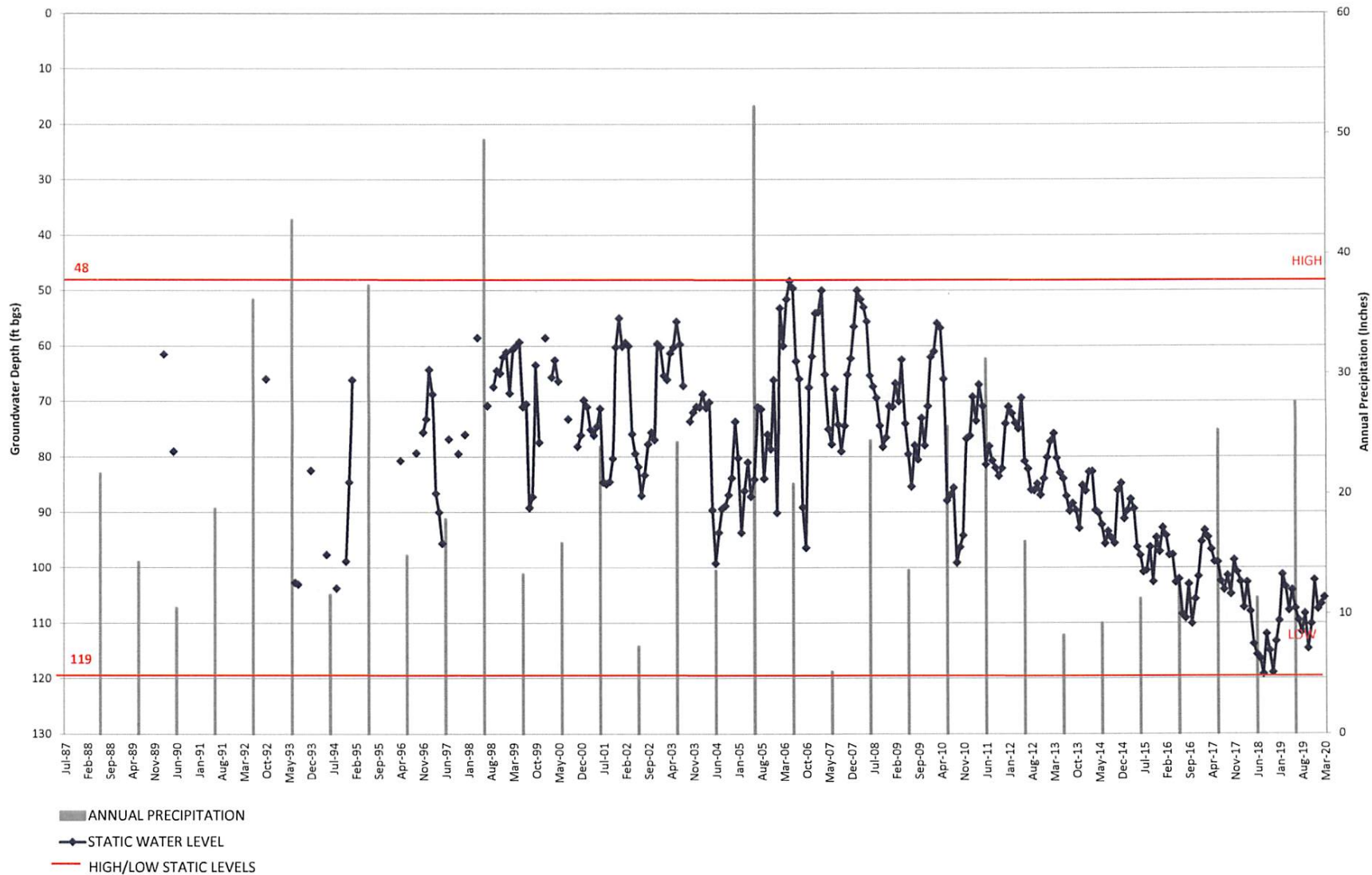
SCV WATER WELL 207
STATIC WATER LEVEL VS PRECIPITATION



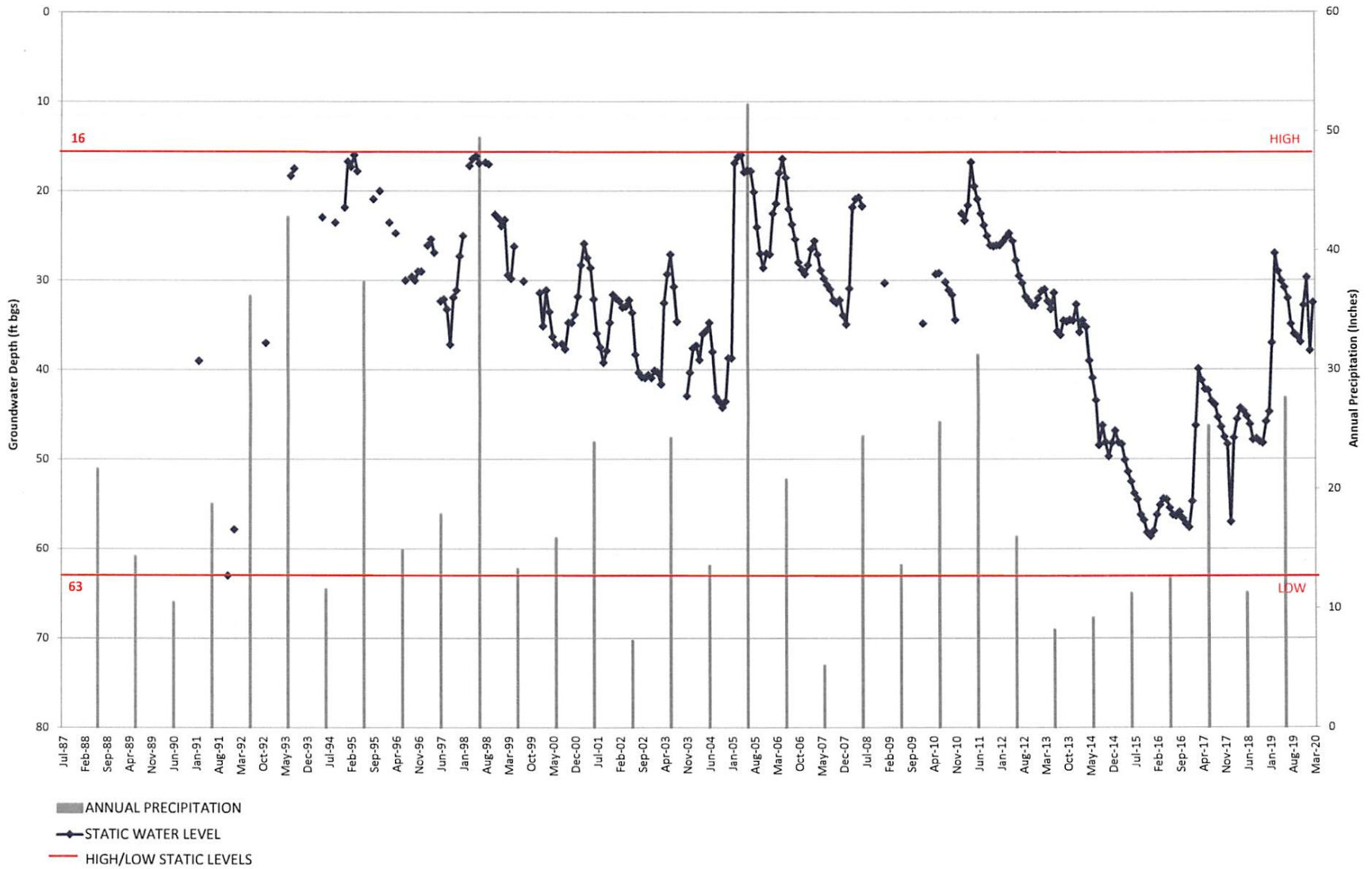
SCV WATER WELL 206
 STATIC WATER LEVEL VS PRECIPITATION



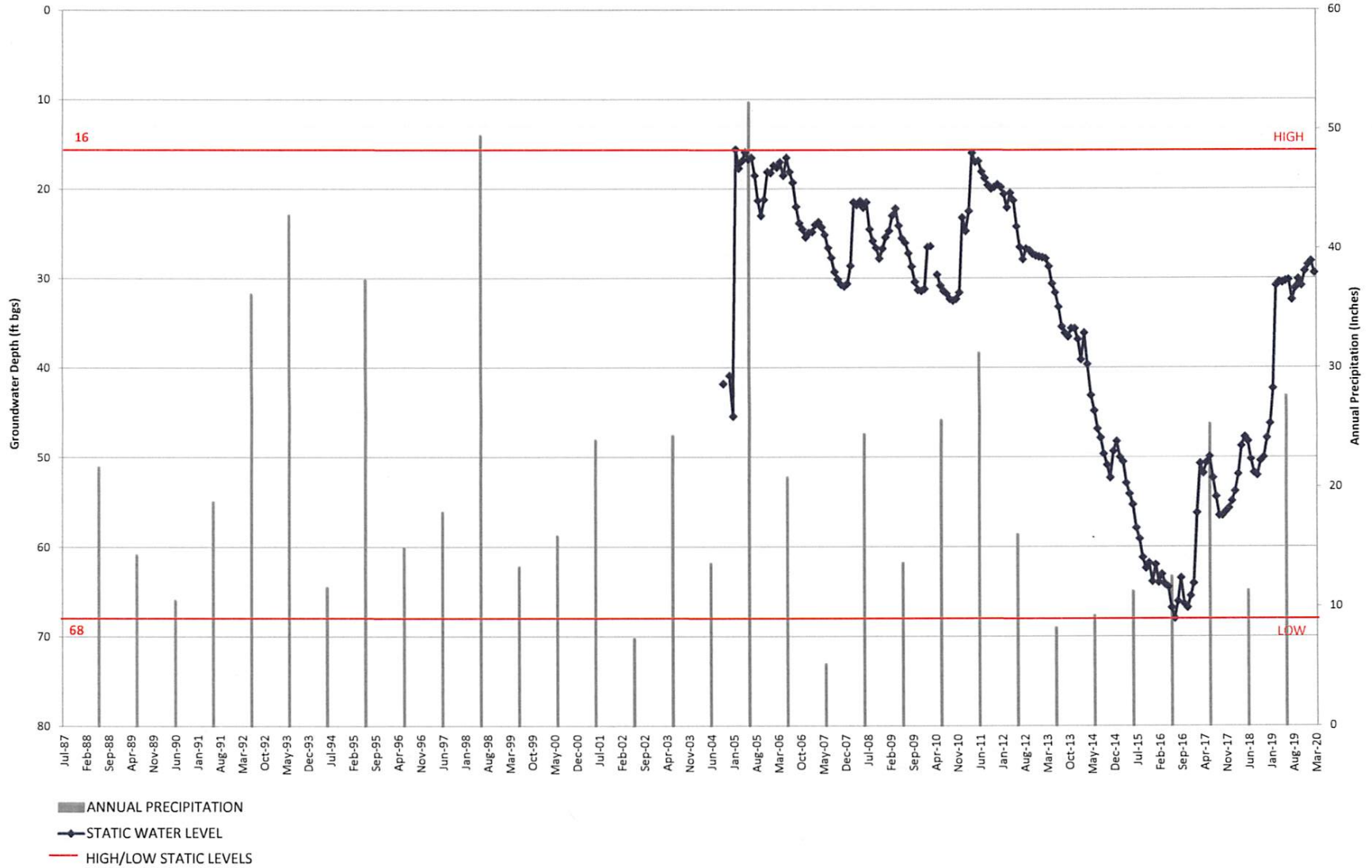
SCV WATER WELL 160
STATIC WATER LEVEL VS PRECIPITATION



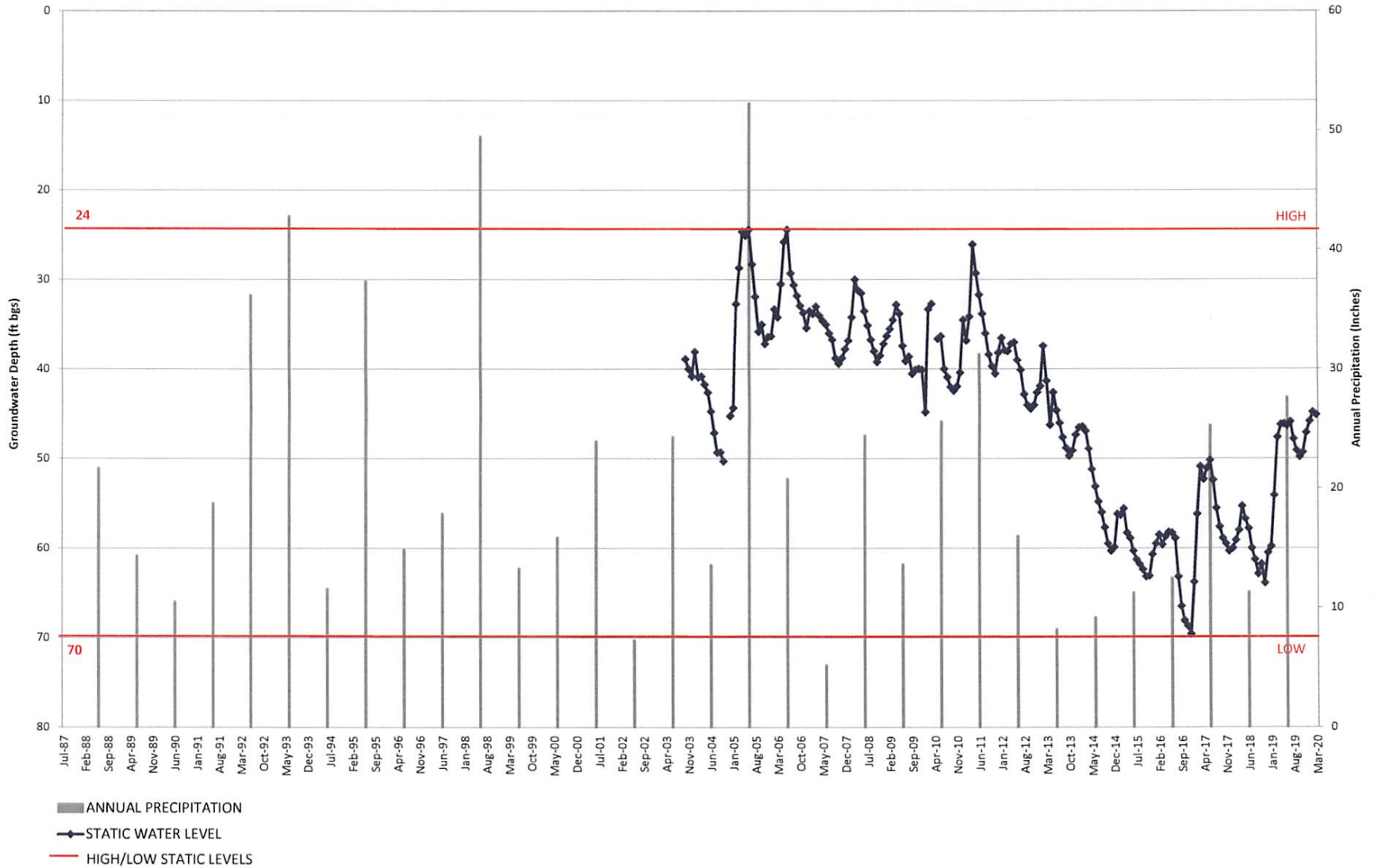
SCV WATER WELL W9
STATIC WATER LEVEL VS PRECIPITATION



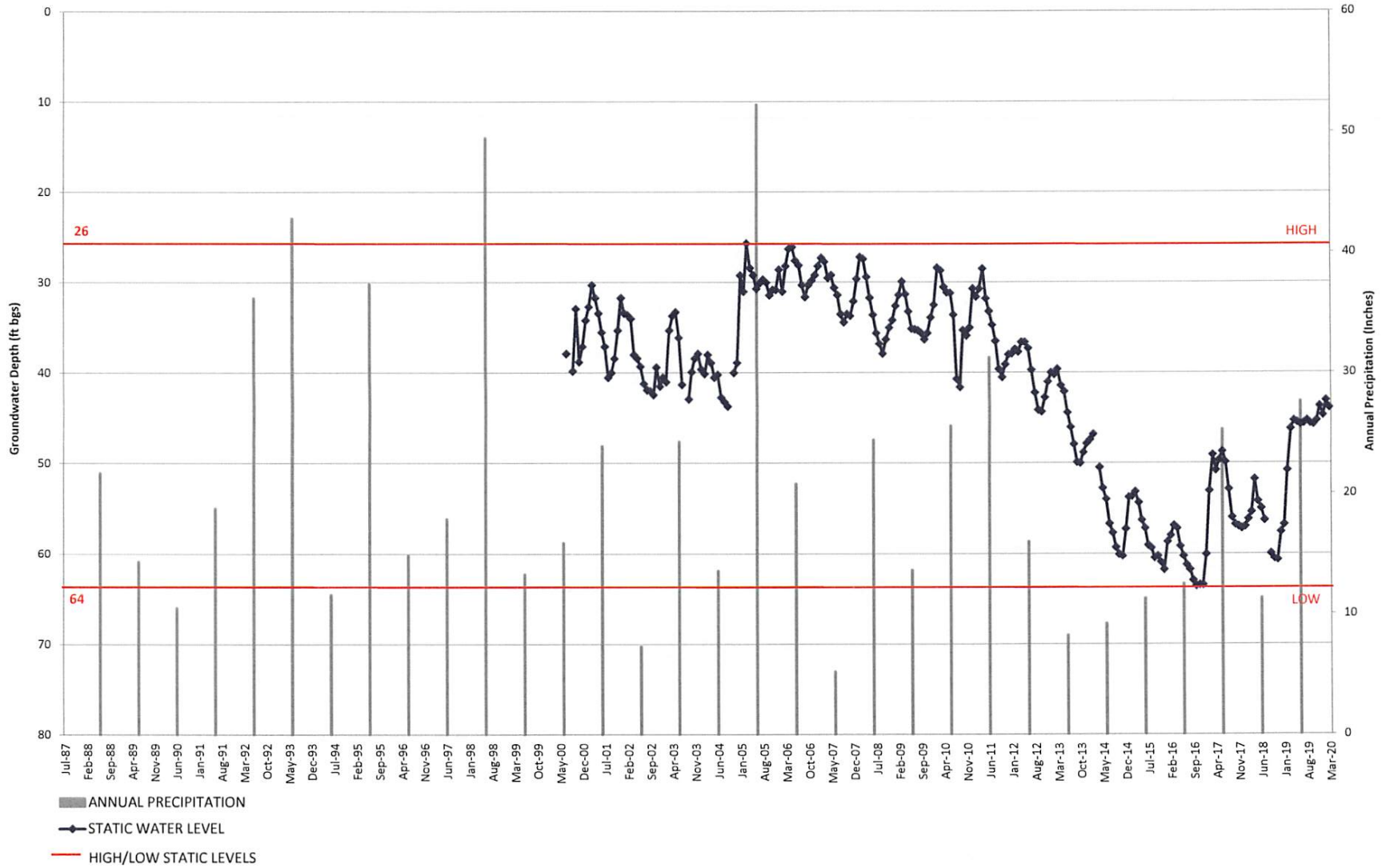
SCV WATER WELL W11
STATIC WATER LEVEL PRECIPITATION



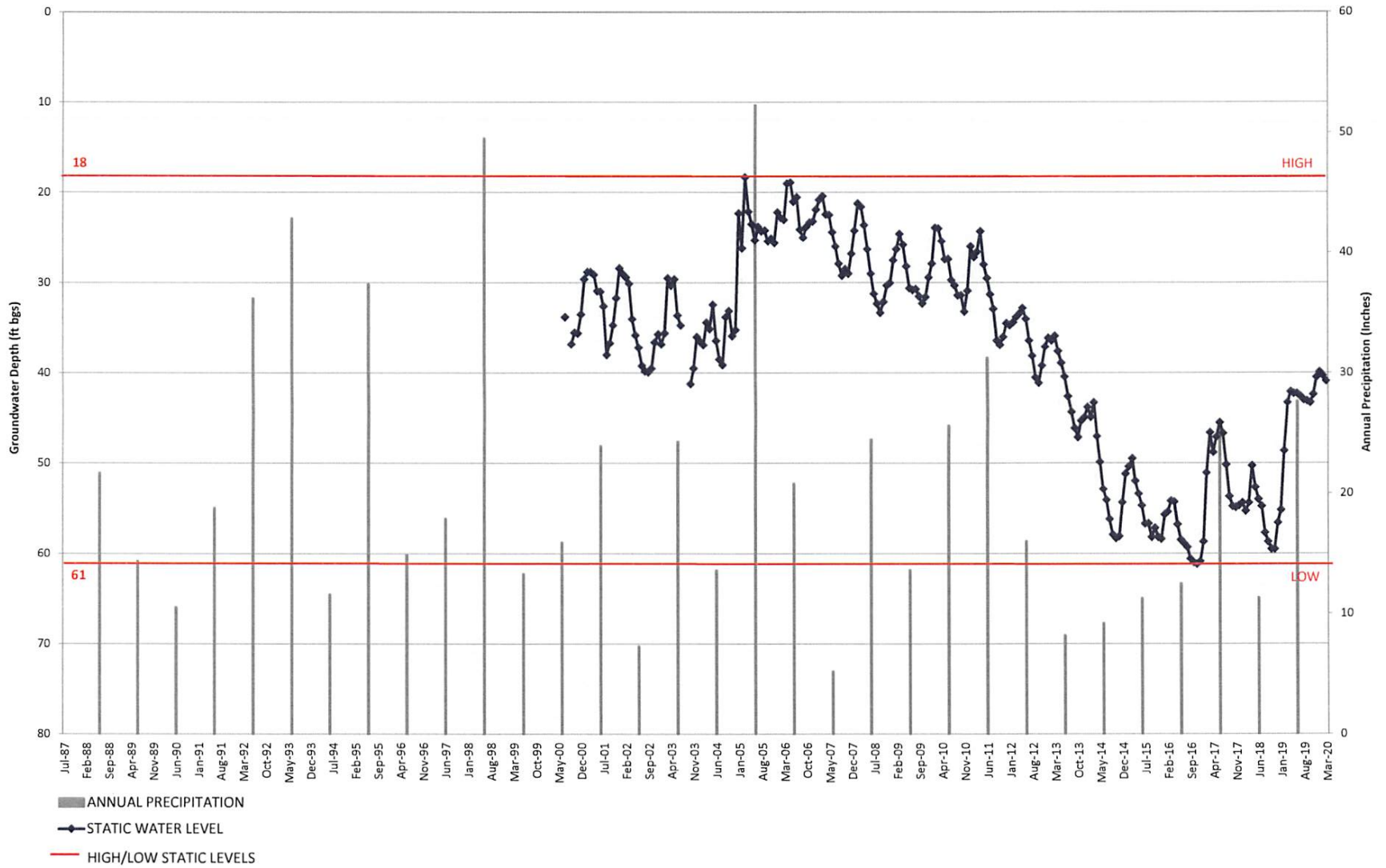
SCV WATER WELL W10
STATIC WATER LEVEL VS PRECIPITATION



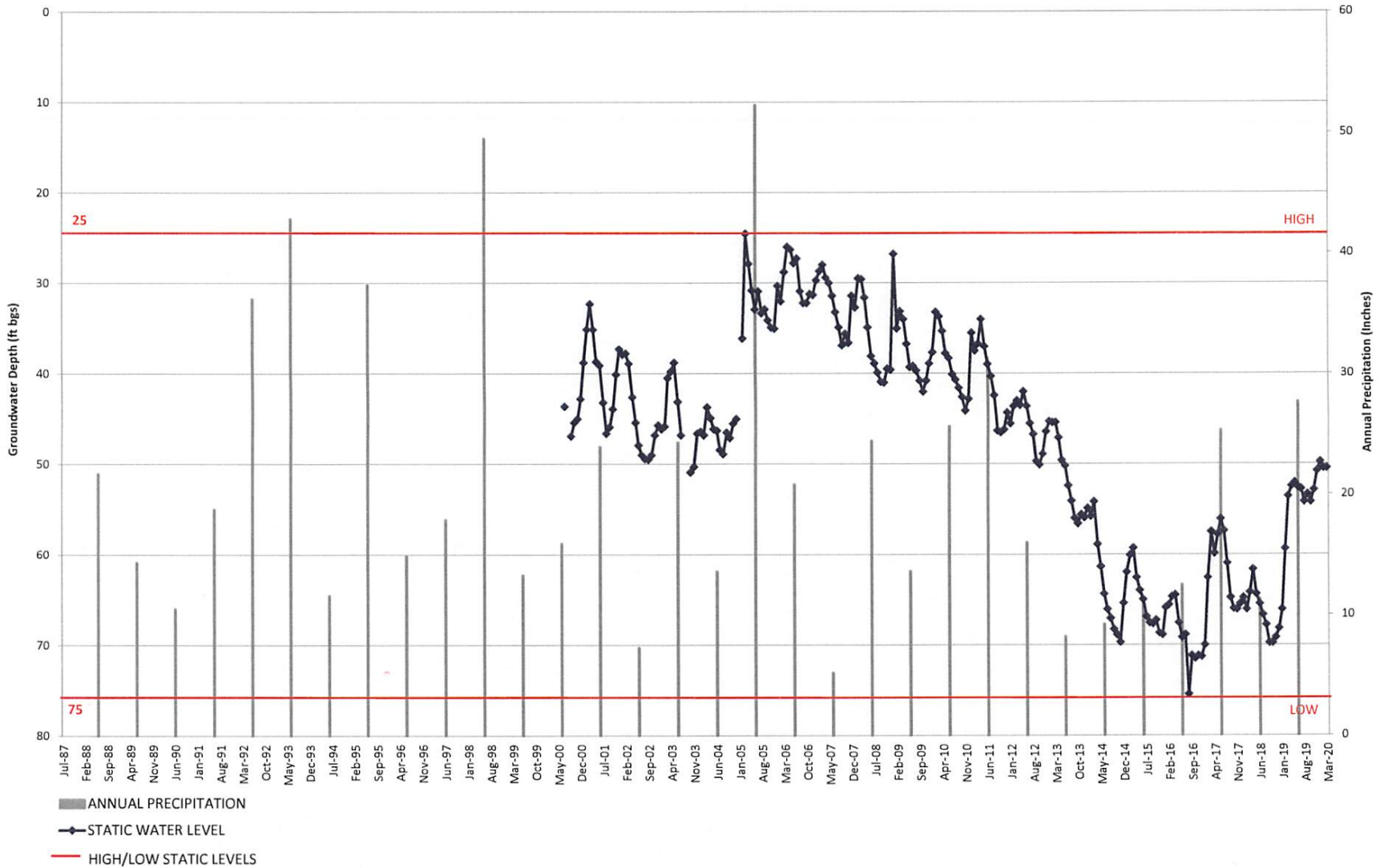
SCV WATER WELL S6
 STATIC WATER LEVEL VS PRECIPITATION



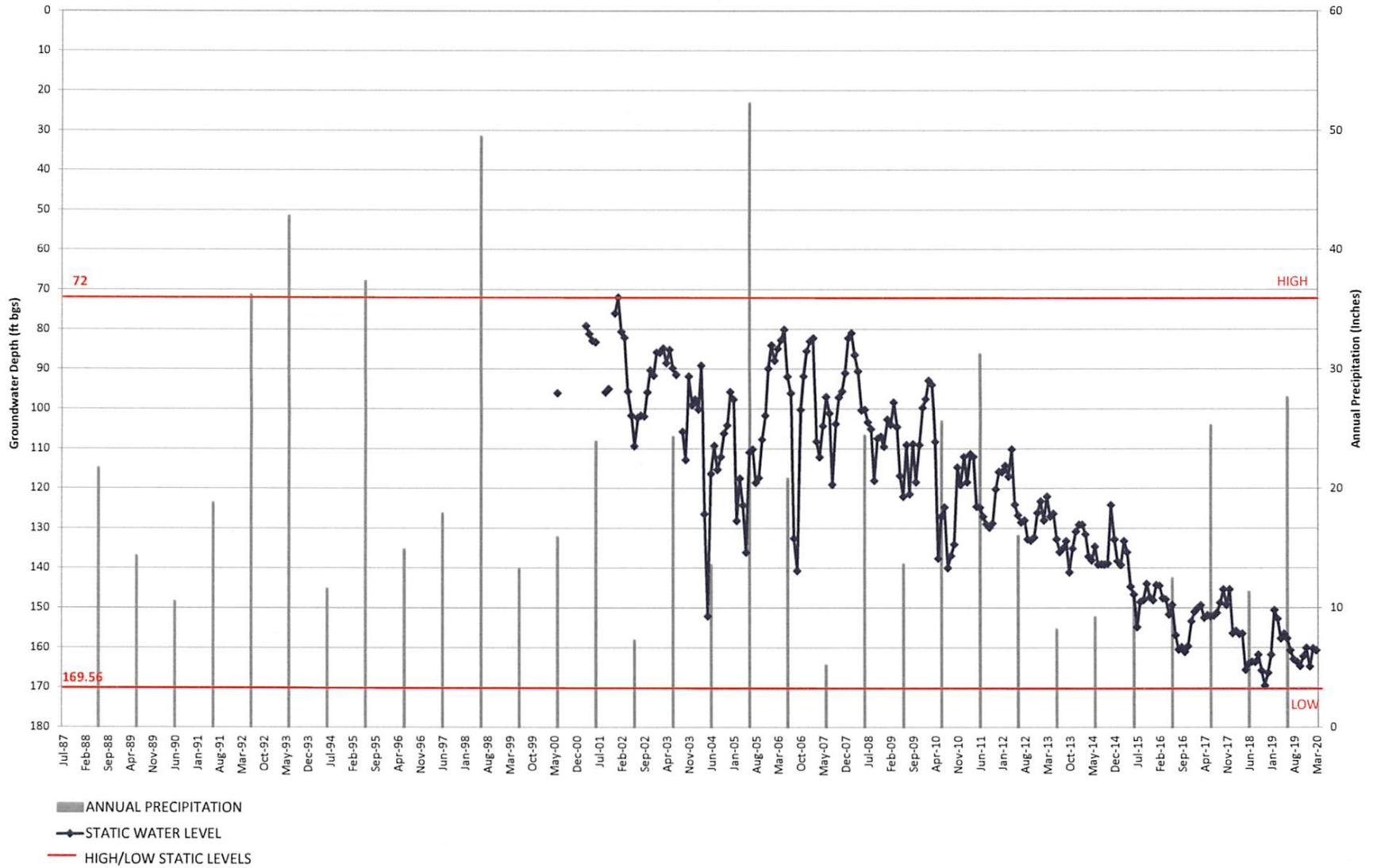
SCV WATER WELL S7
 STATIC WATER LEVEL VS PRECIPITATION



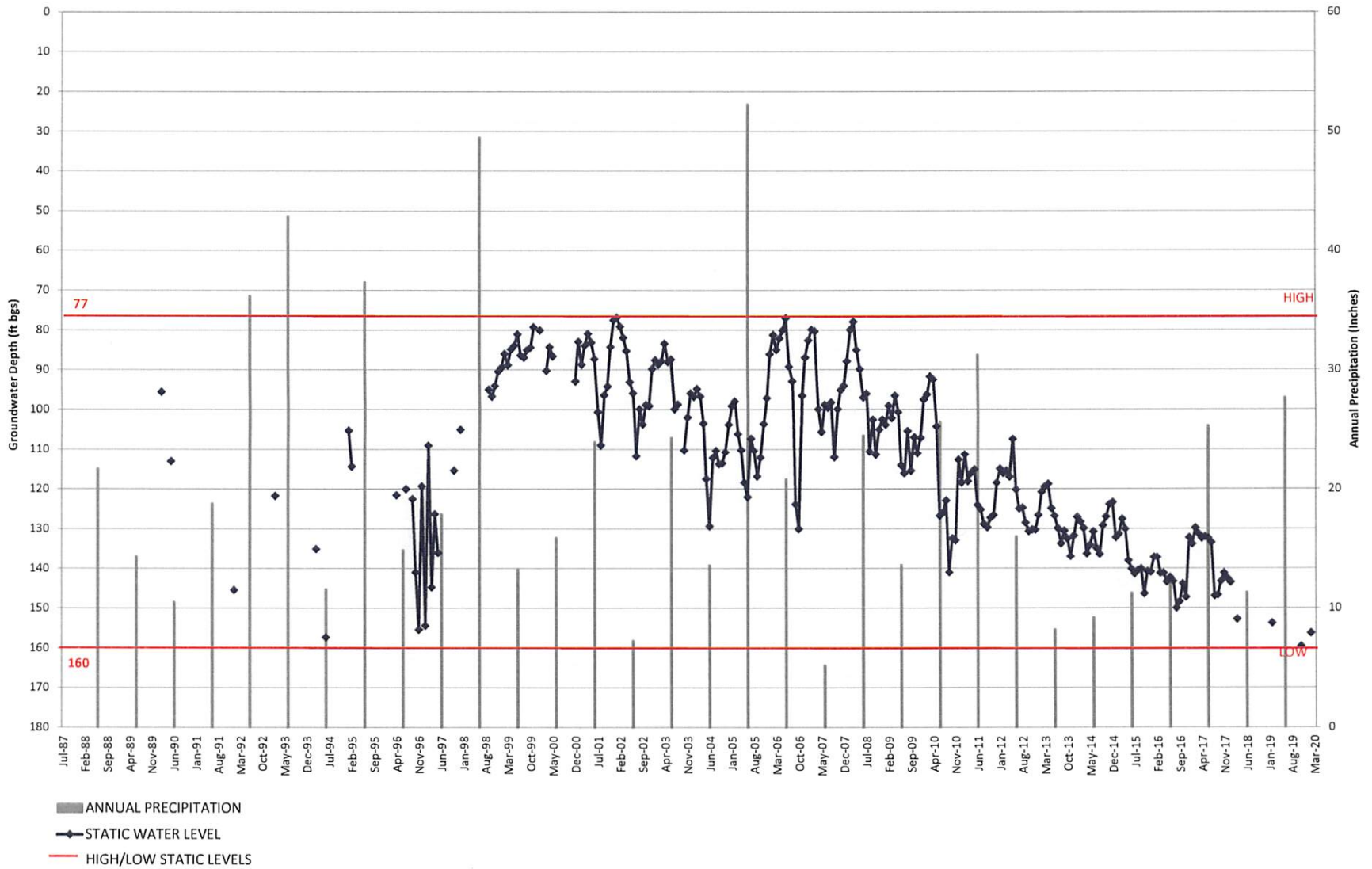
SCV WATER WELL S8
 STATIC WATER LEVEL VS PRECIPITATION



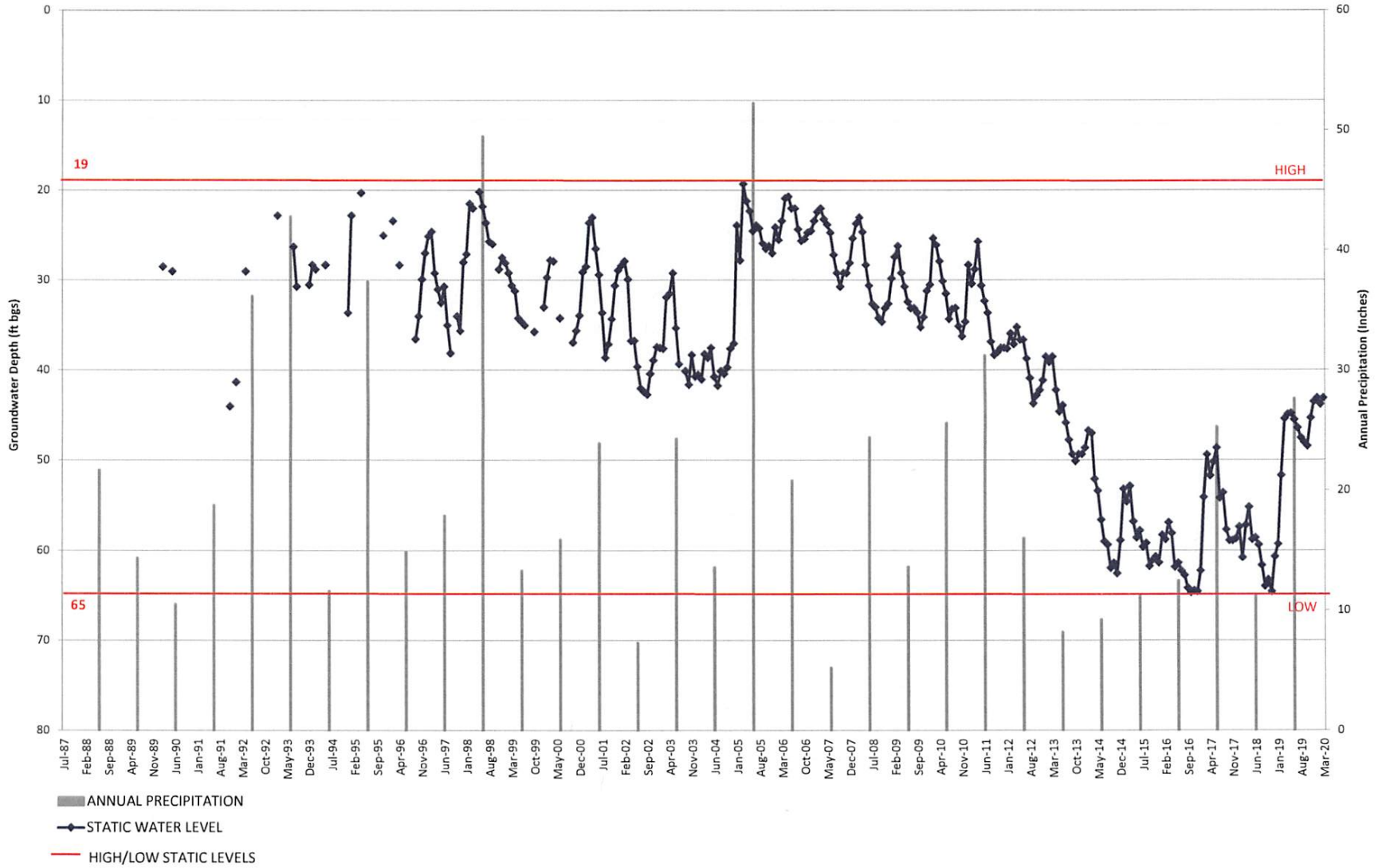
SCV WATER WELL 205
STATIC WATER LEVEL VS PRECIPITATION



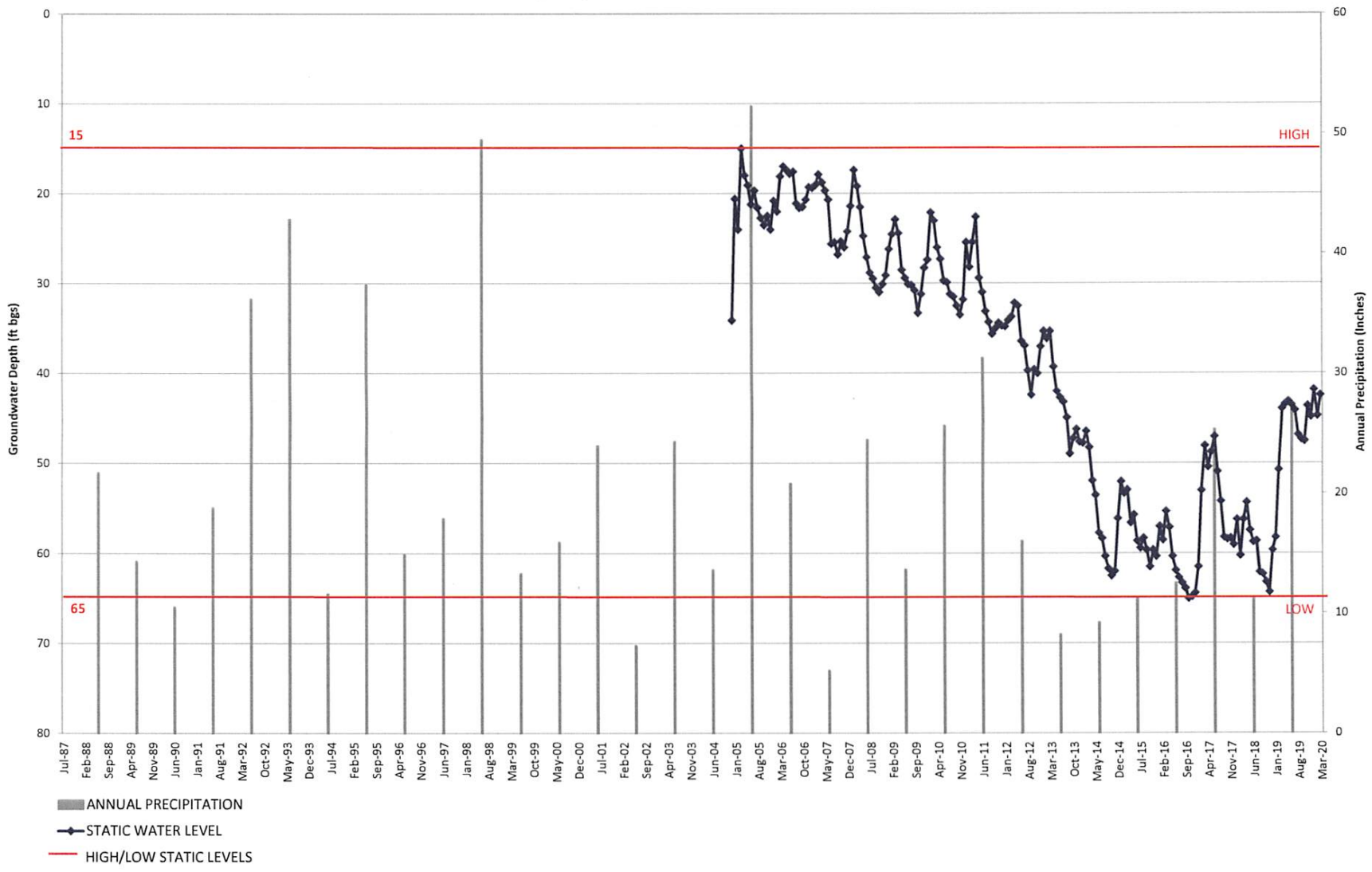
SCV WATER WELL 201
 STATIC WATER LEVEL VS PRECIPITATION



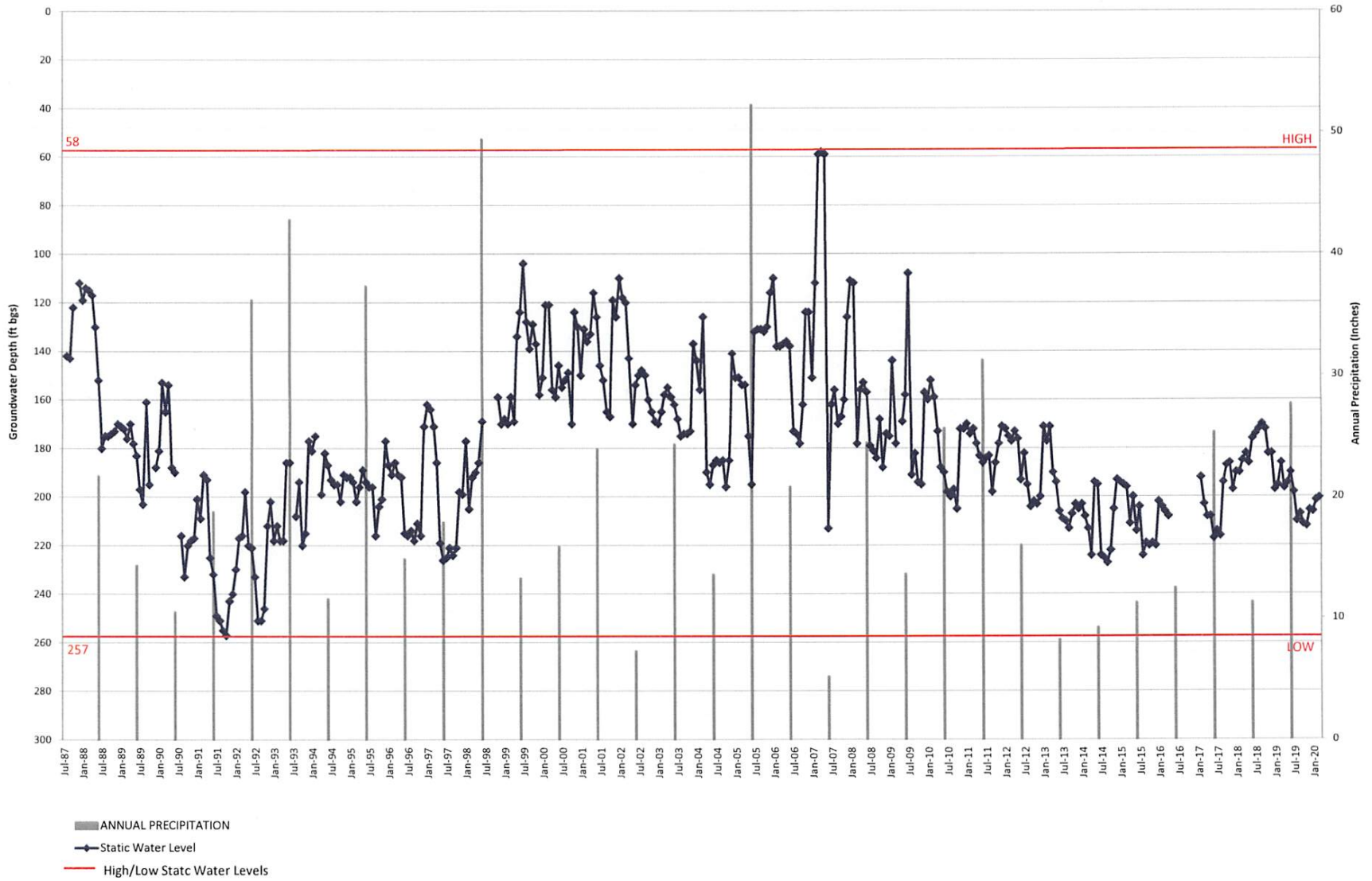
SCV WATER WELL N
 STATIC WATER LEVEL VS PRECIPITATION



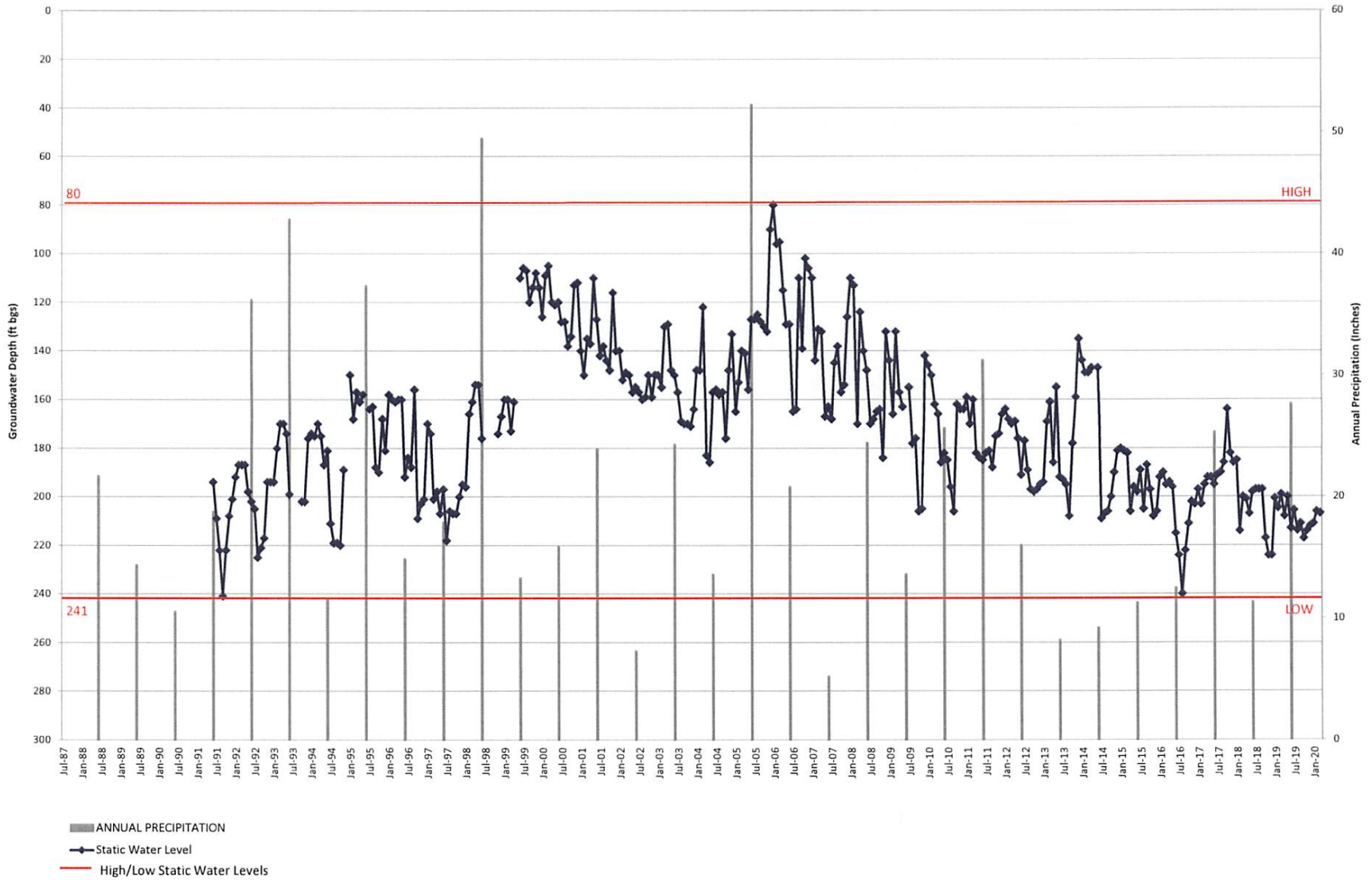
SCV WATER WELL N7
 STATIC WATER LEVEL VS PRECIPITATION



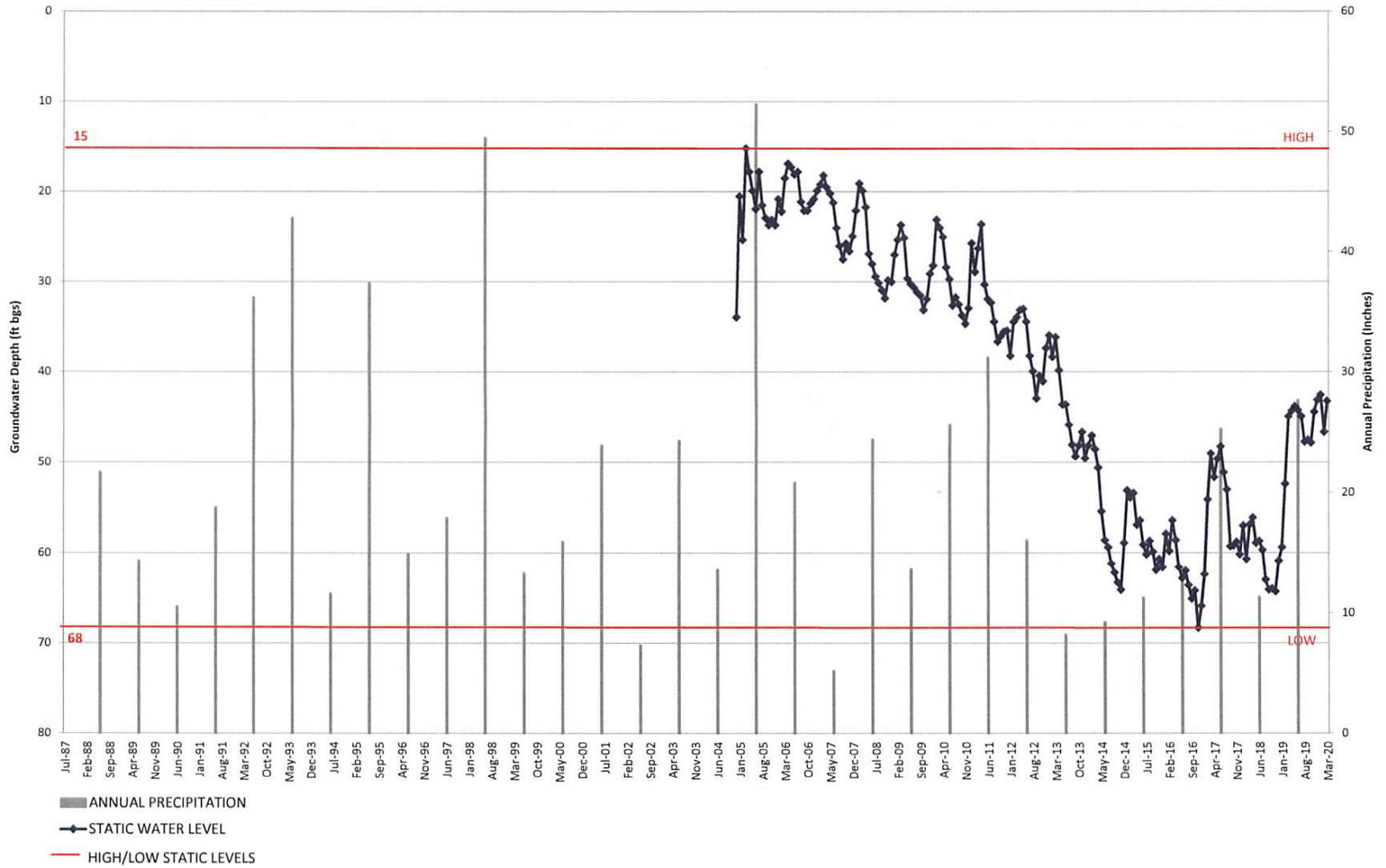
SCV WATER WELL N12
 STATIC WATER LEVEL VS PRECIPITATION



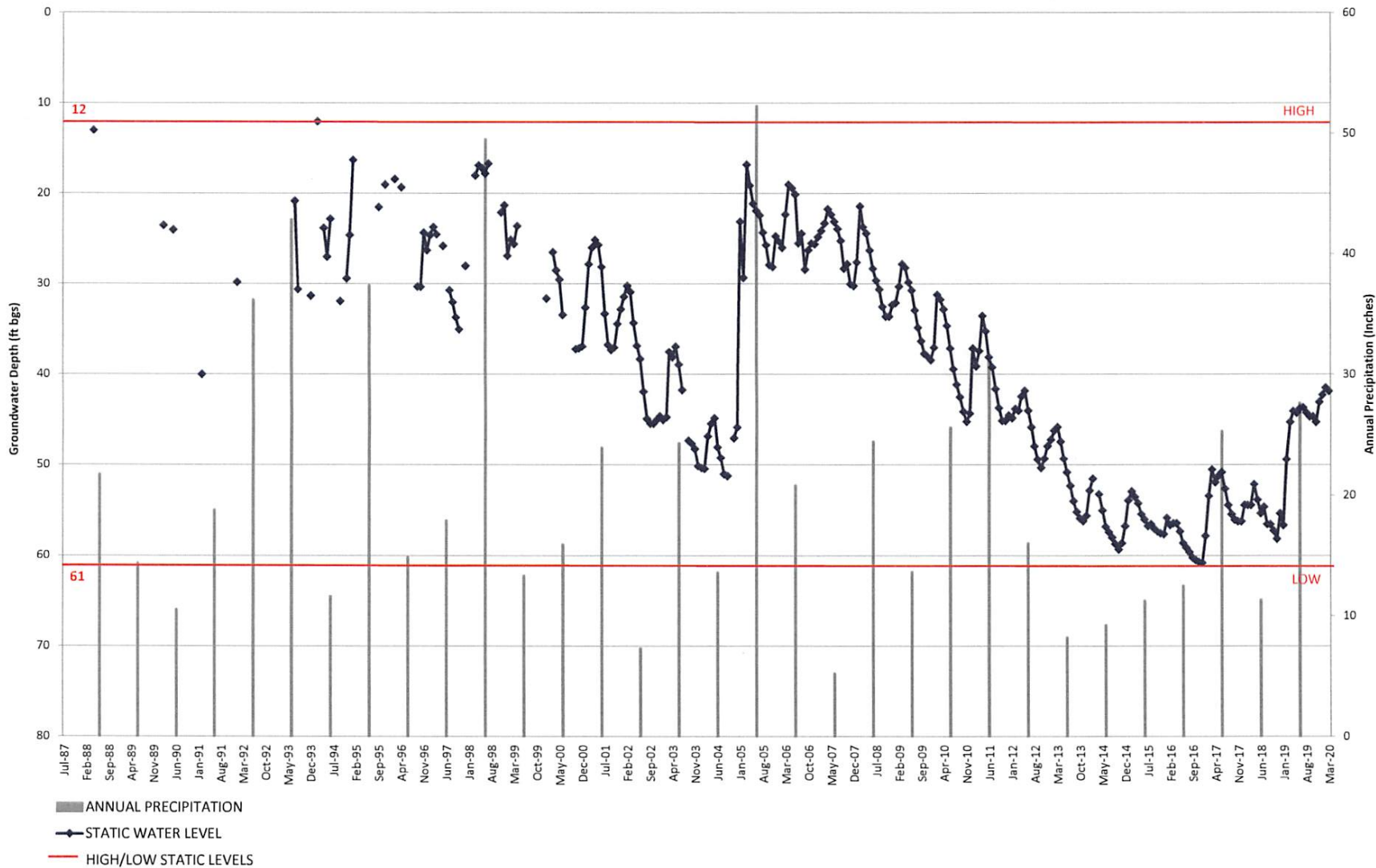
SCV WATER WELL N13
 STATIC WATER LEVEL VS PRECIPITATION



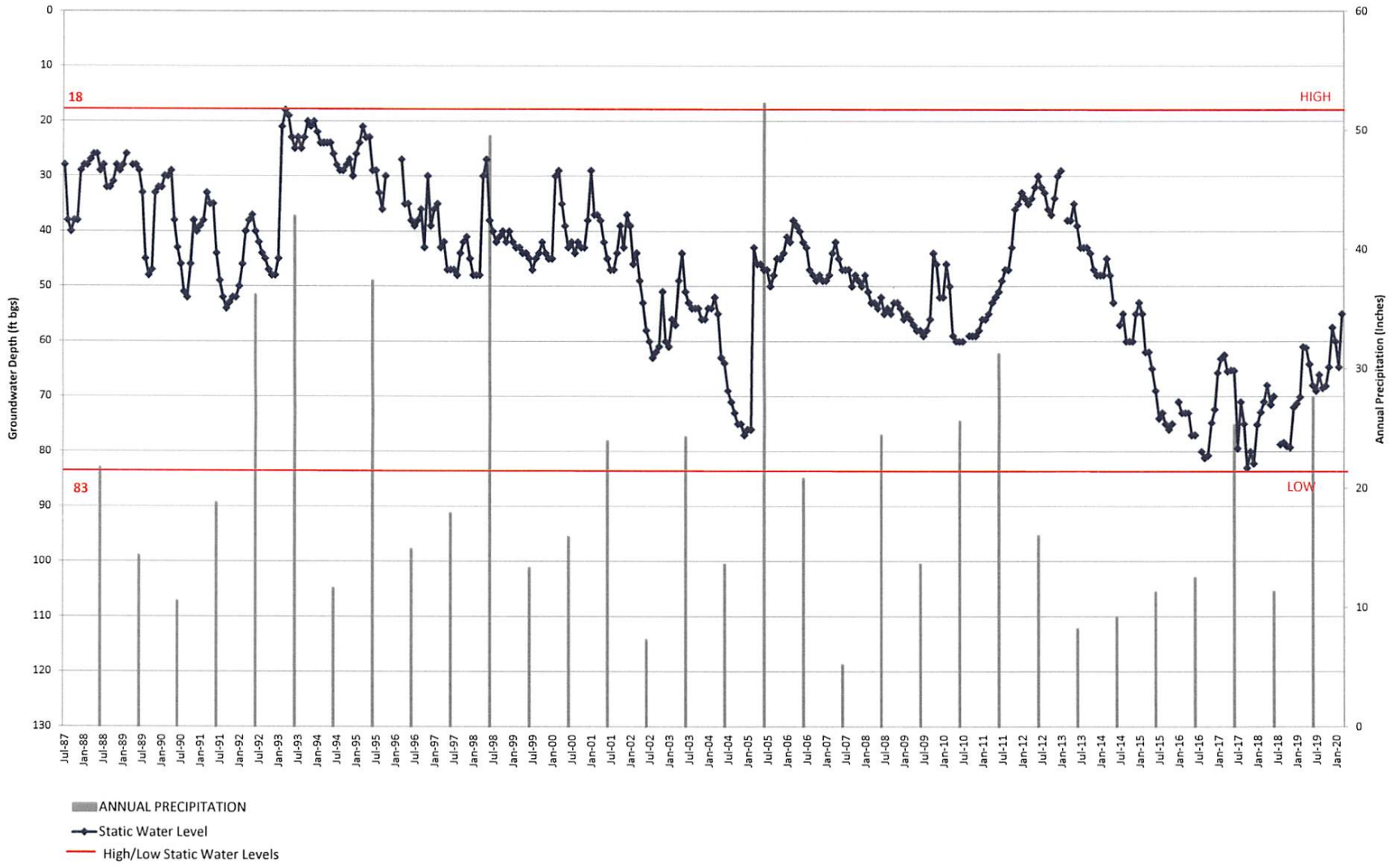
SCV WATER WELL N8
 STATIC WATER LEVEL VS PRECIPITATION



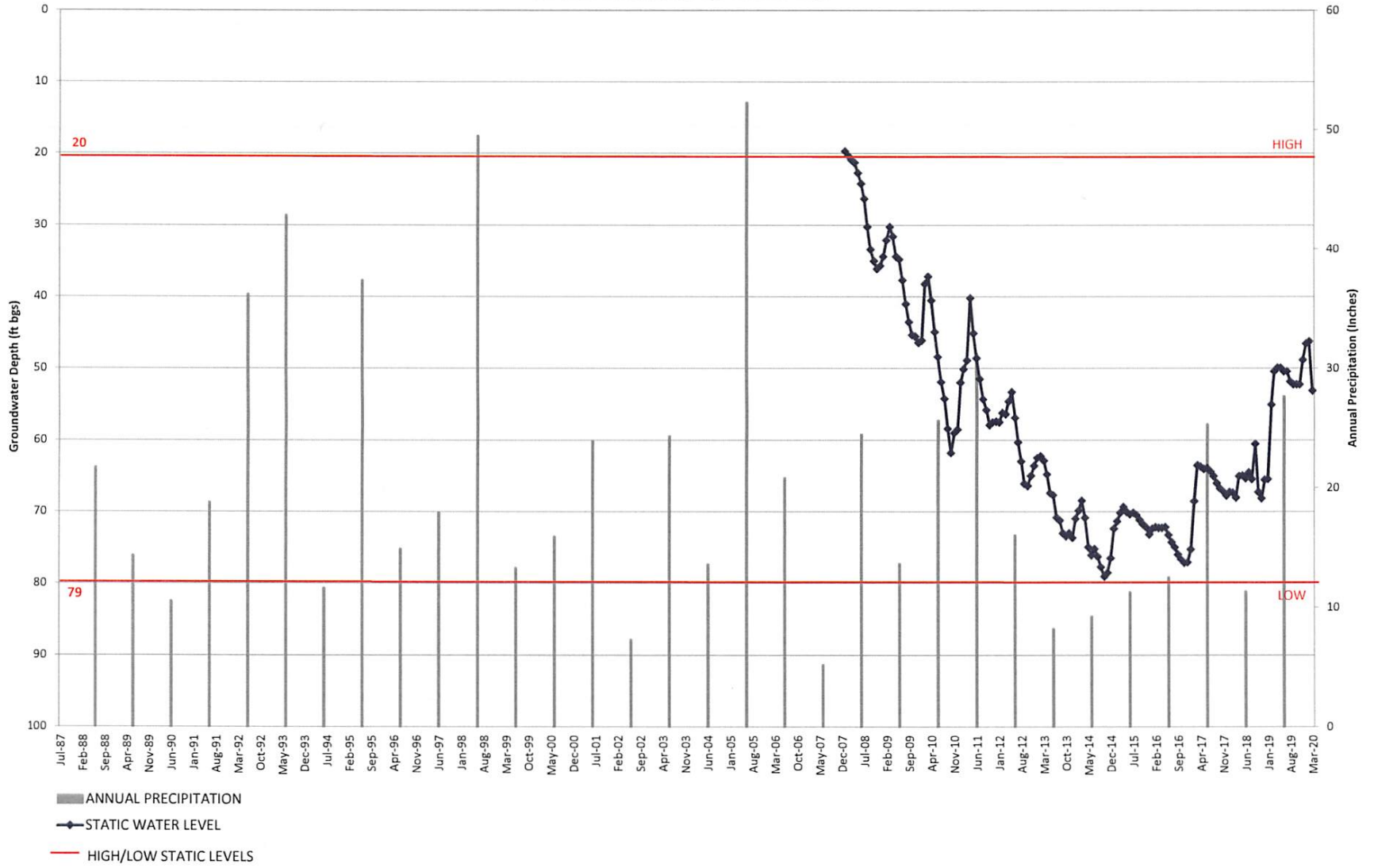
SCV WATER WELL Q2
 STATIC WATER LEVEL VS PRECIPITATION



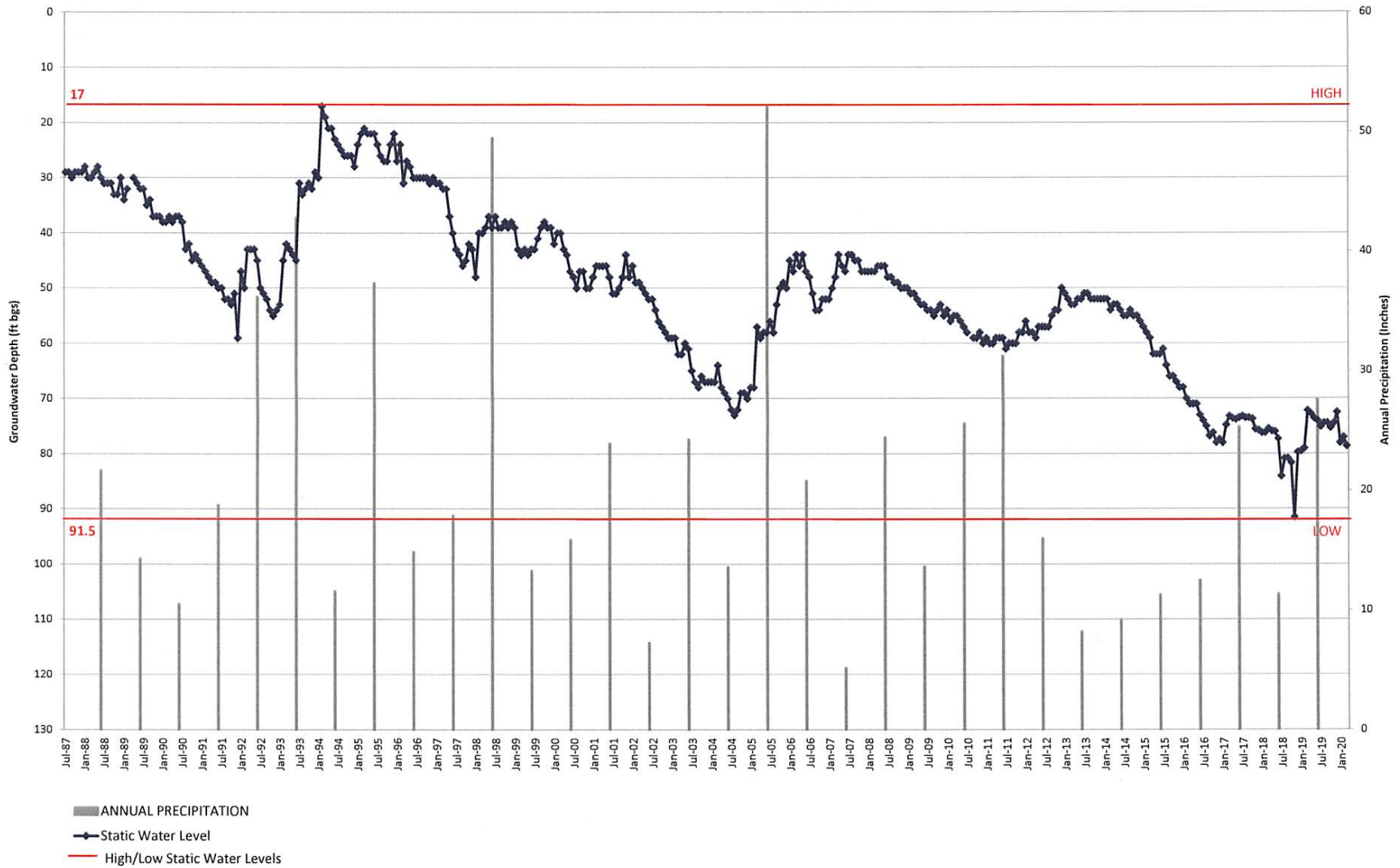
SCV WATER WELL GUIDA #14
STATIC WATER LEVEL VS PRECIPITATION



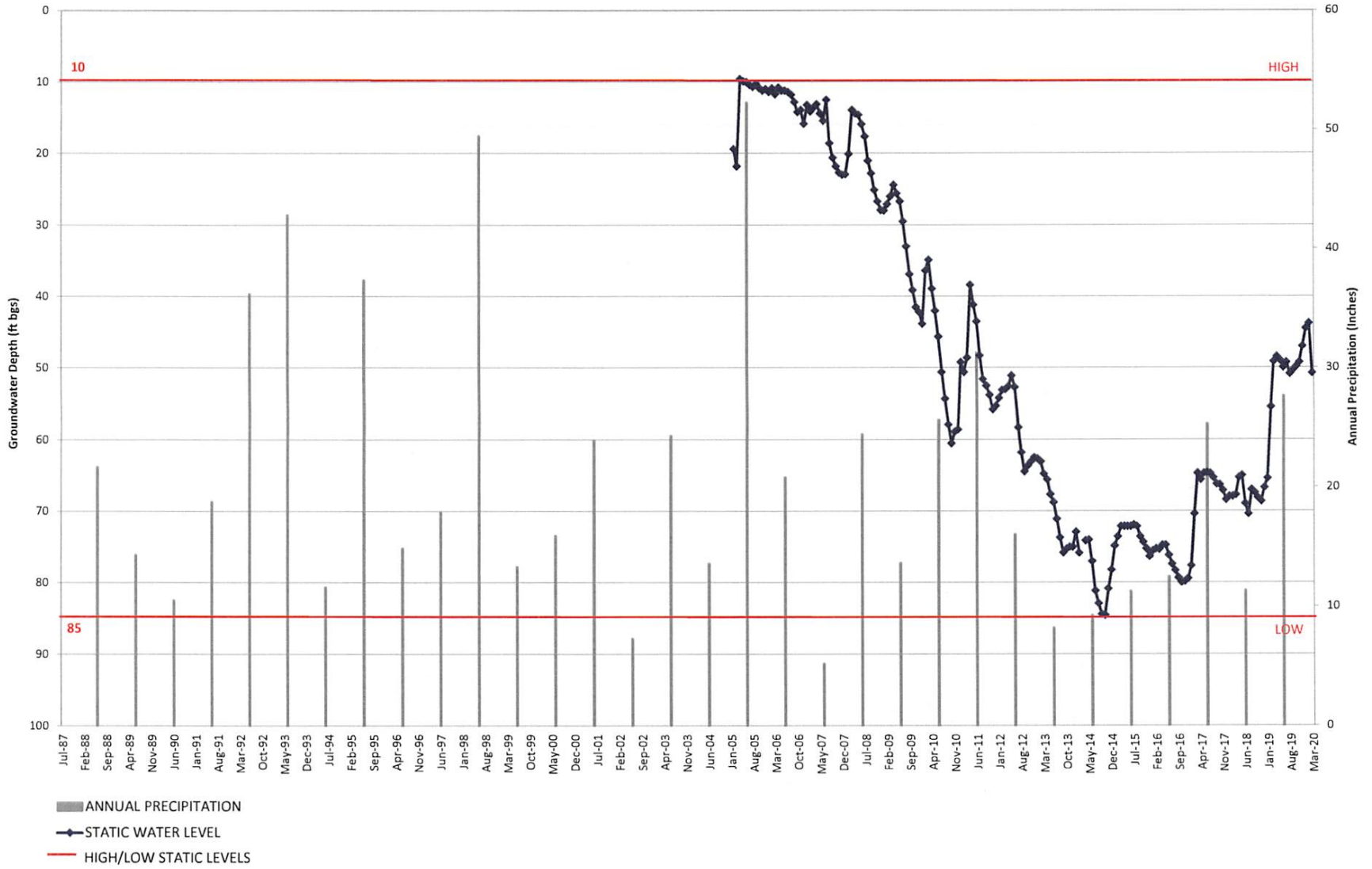
SCV WATER WELL T7
 STATIC WATER LEVEL VS PRECIPITATION



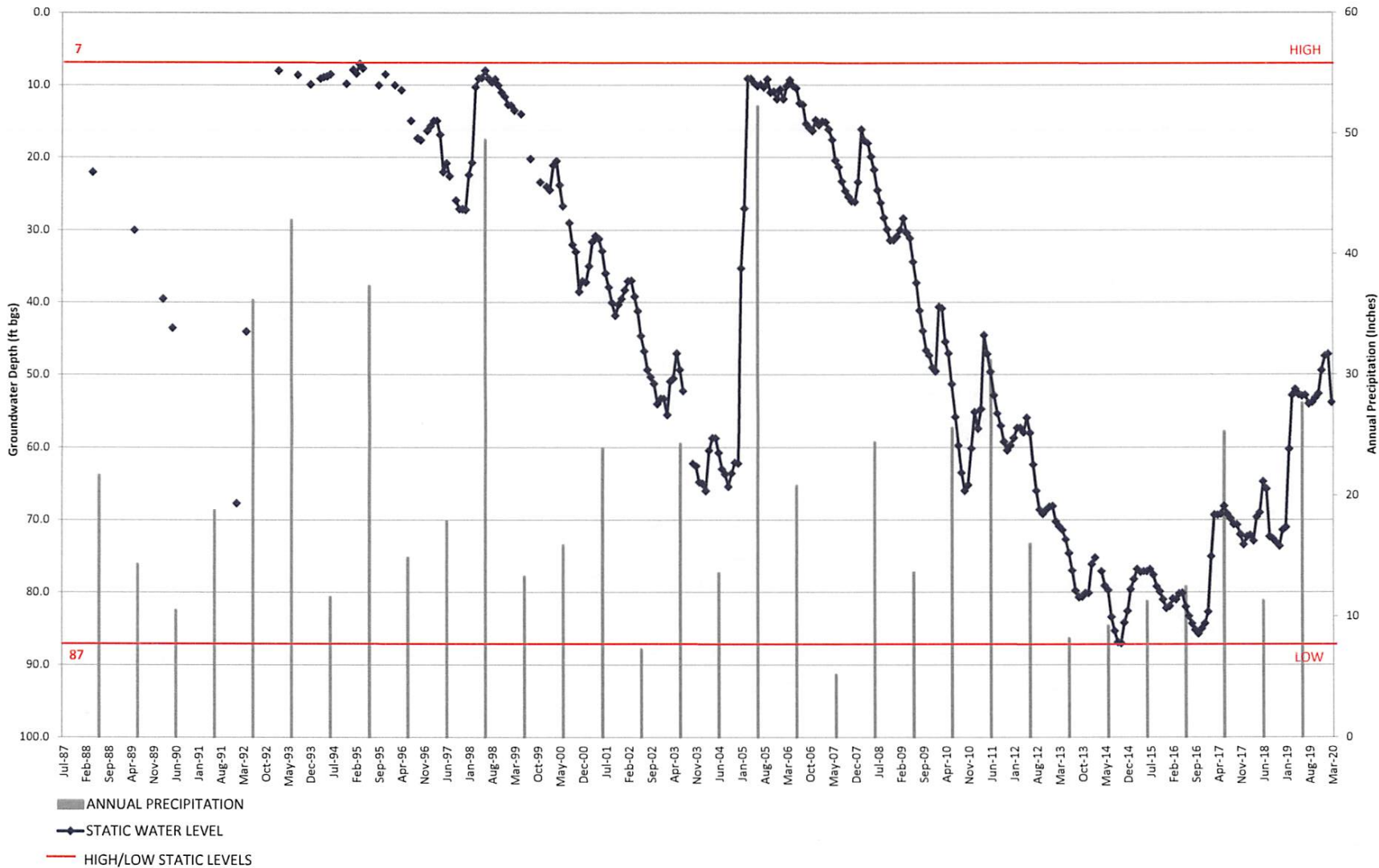
SCV WATER WELL CLARK #15
 STATIC WATER LEVEL VS PRECIPITATION



SCV WATER WELL U6
 STATIC WATER LEVEL VS PRECIPITATION



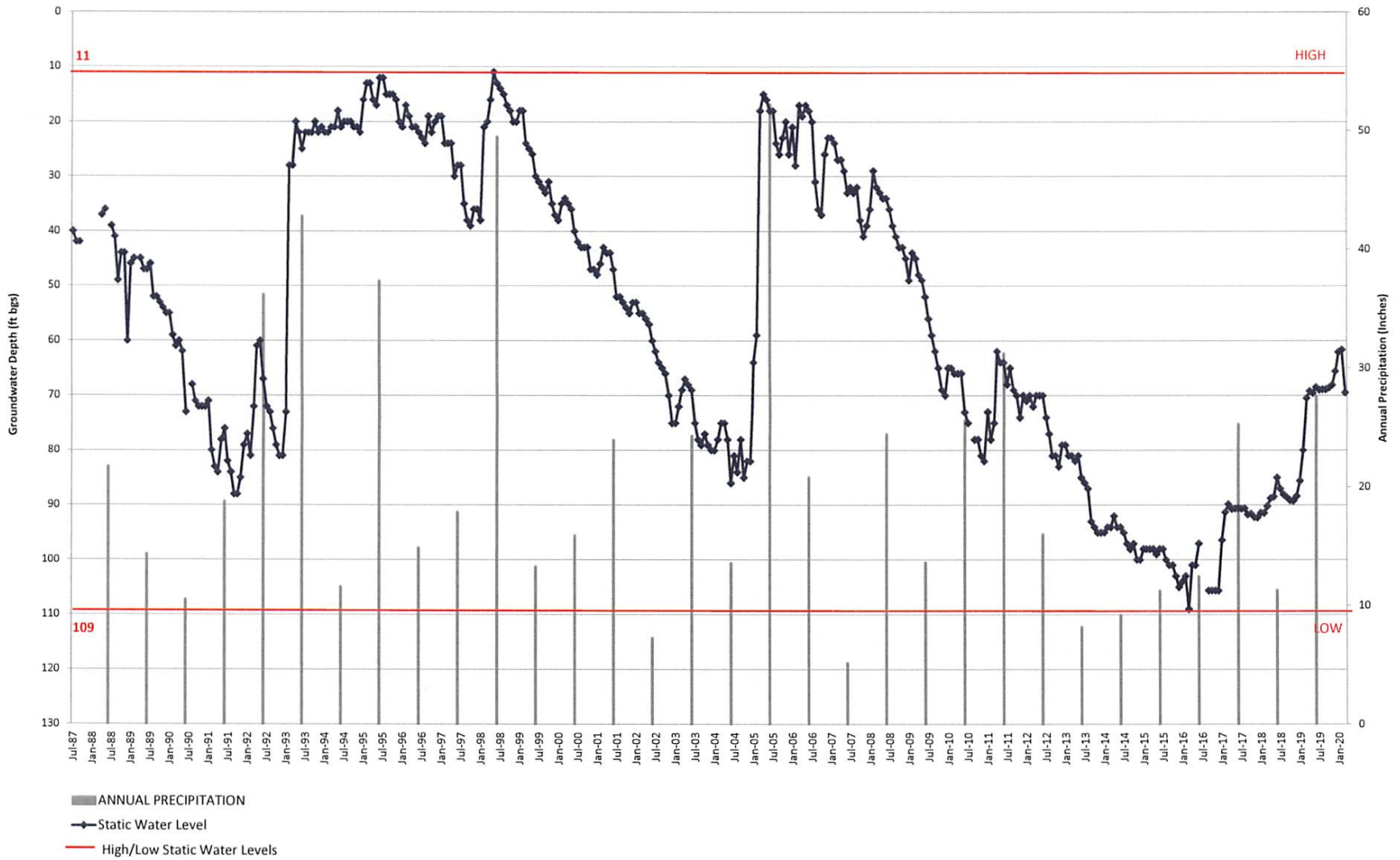
SCV WATER WELL U4
 STATIC WATER LEVEL VS PRECIPITATION



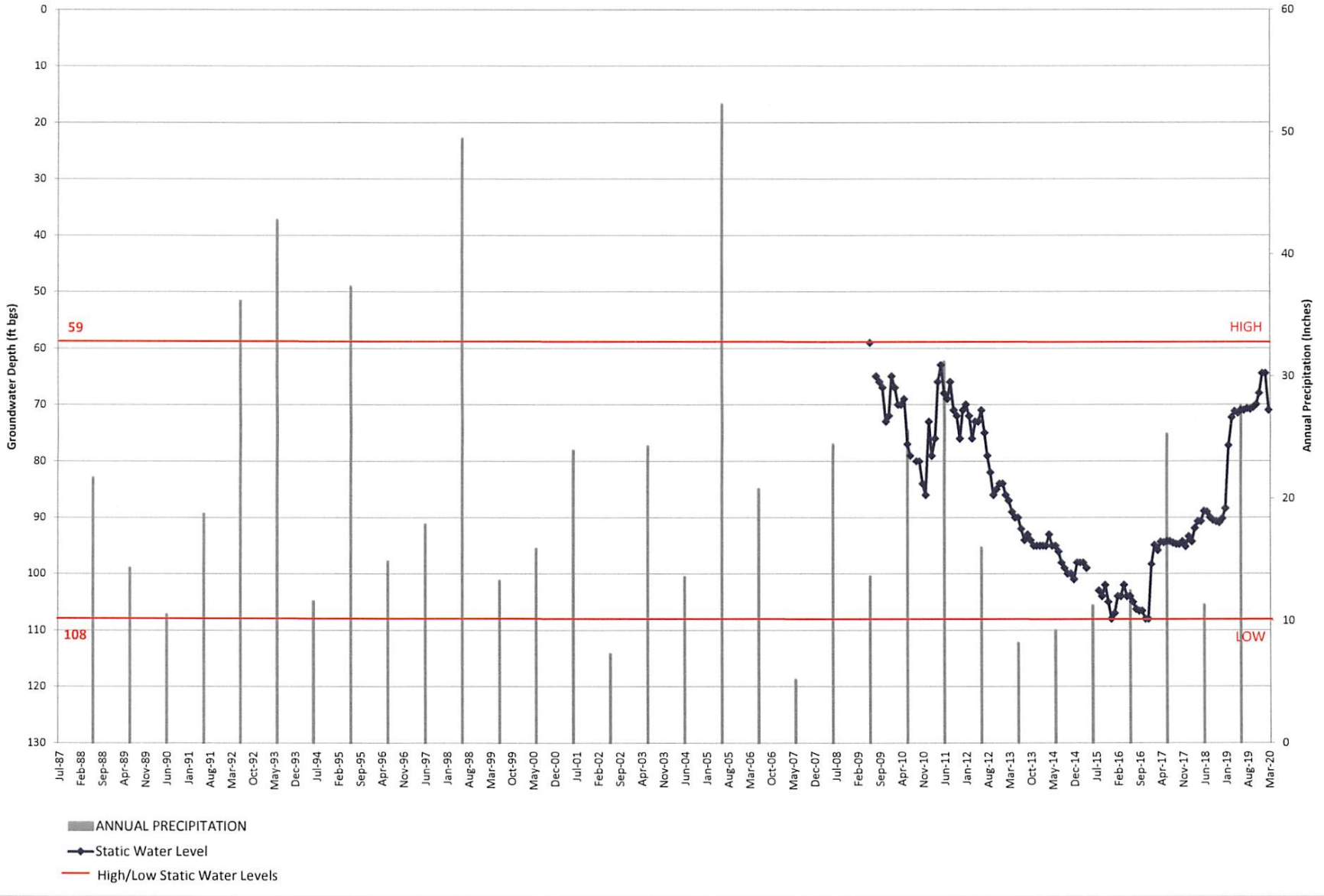
**SCV WATER WELL VALLEY CENTER
STATIC WATER LEVEL VS PRECIPITATION**



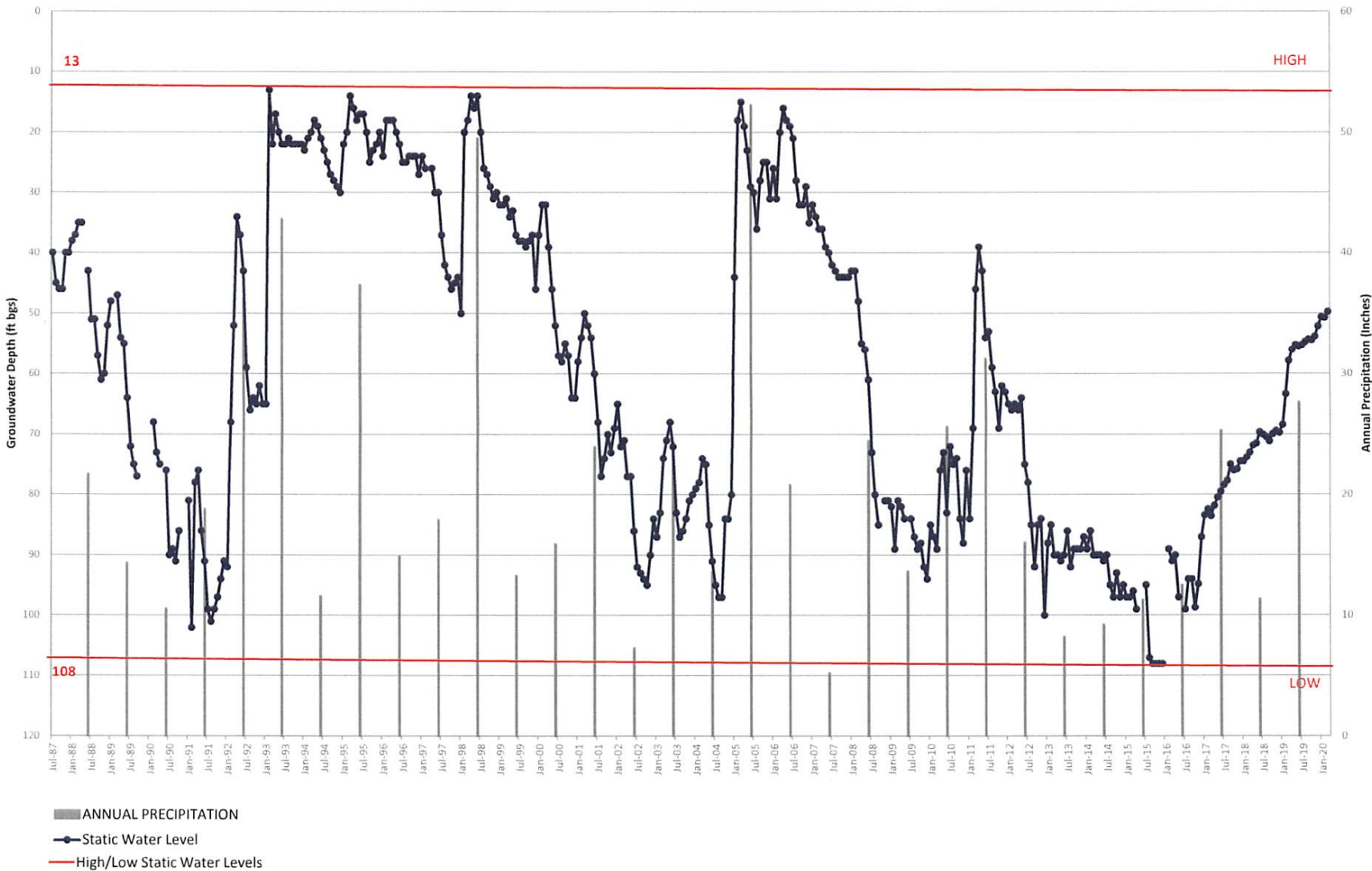
SCV WATER WELL HONBY #12
 STATIC WATER LEVEL VS PRECIPITATION



SCV WATER WELL SANTA CLARA
STATIC WATER LEVEL VS PRECIPITATION



SCV WATER WELL NORTH OAKS CENTRAL #8
STATIC WATER LEVEL VS. PRECIPITATION



SCV WATER WELL NORTH OAKS WEST #9
 STATIC WATER LEVEL VS PRECIPITATION



SCV WATER WELL NORTH OAKS EAST #7
 STATIC WATER LEVEL VS PRECIPITATION



SCV WATER WELL SIERRA #6
STATIC WATER LEVEL VS PRECIPITATION



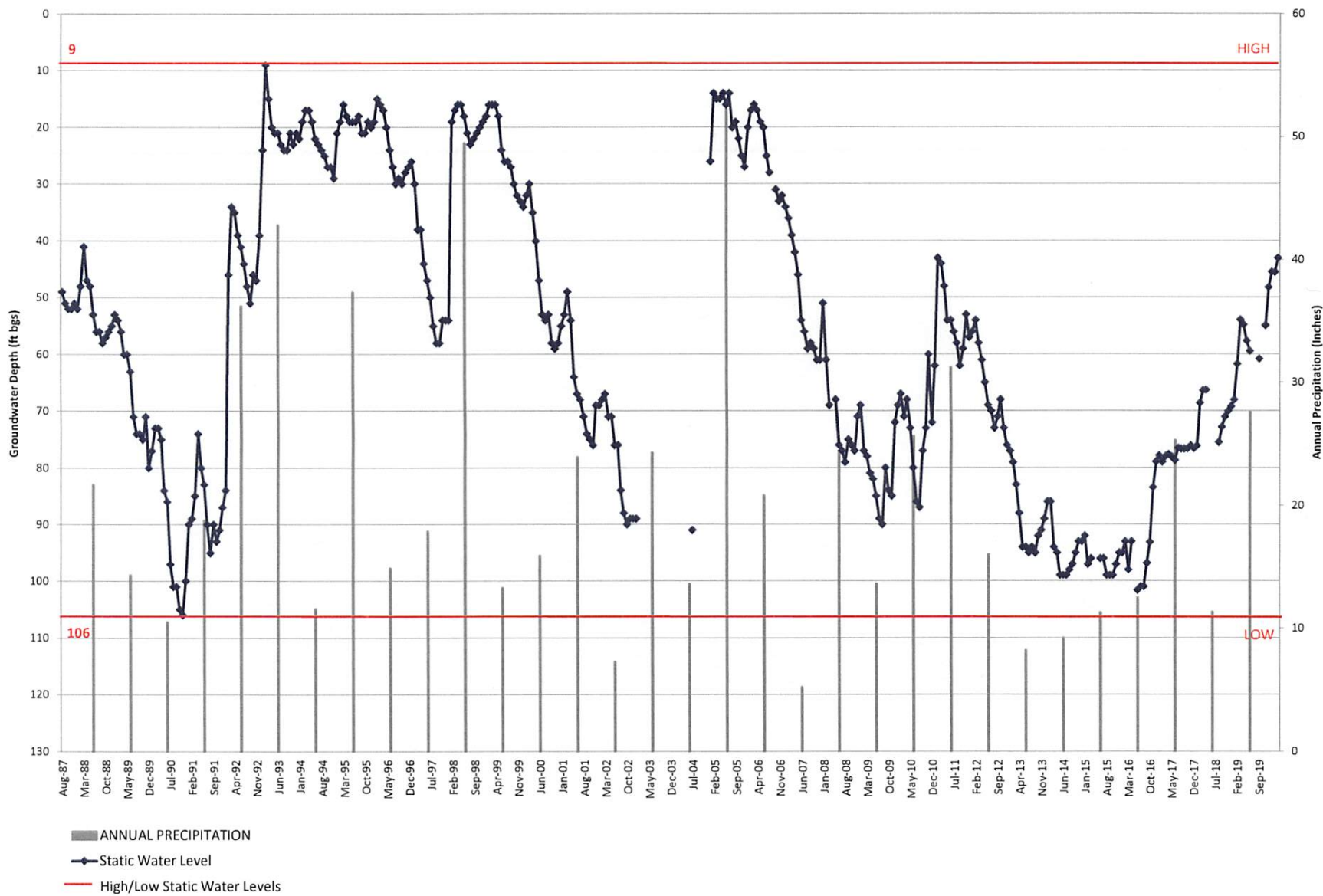
SCV WATER WELL MITCHELL #5A
 STATIC WATER LEVEL VS PRECIPITATION



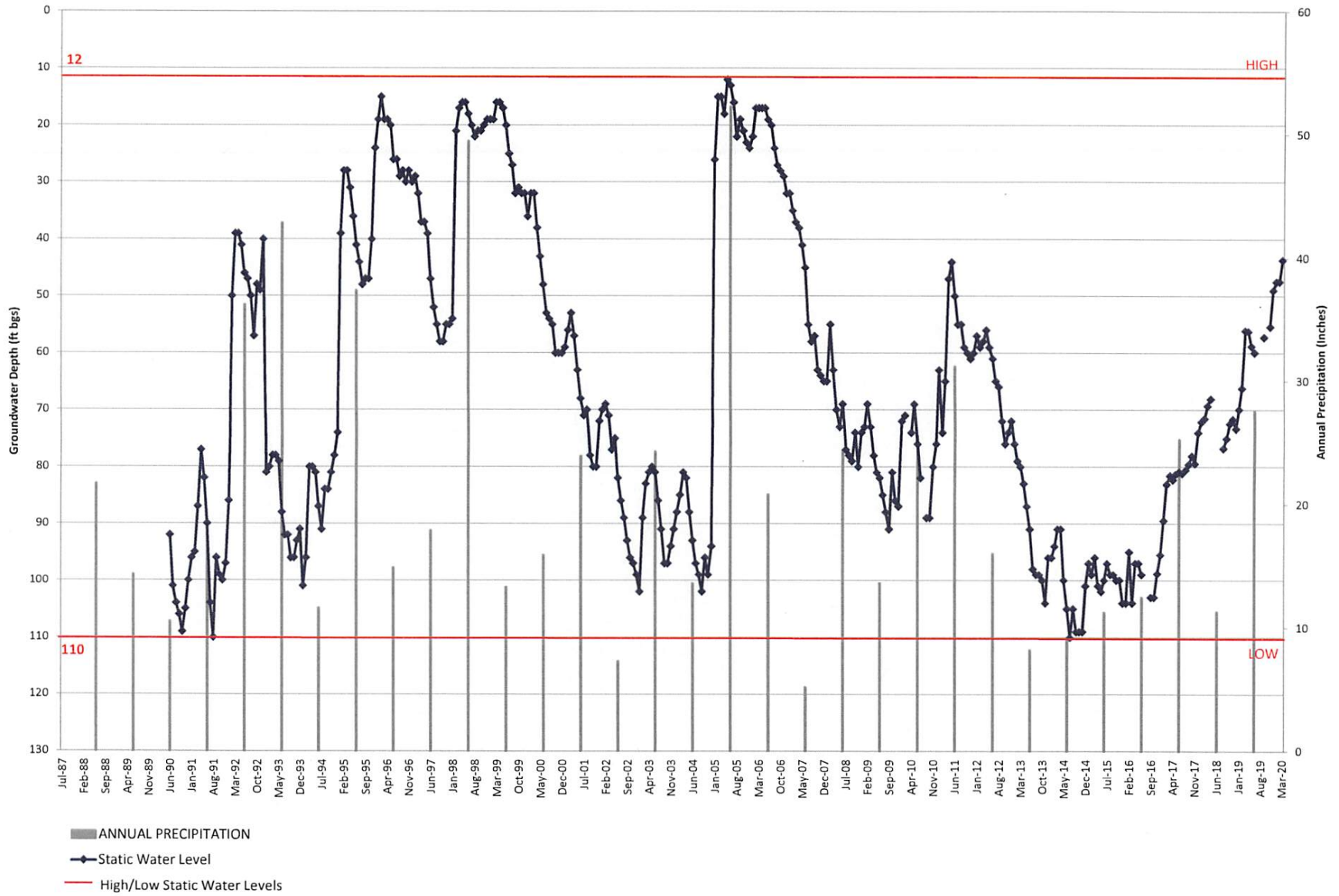
SCV WATER WELL MITCHELL #5B
STATIC WATER LEVEL VS PRECIPITATION



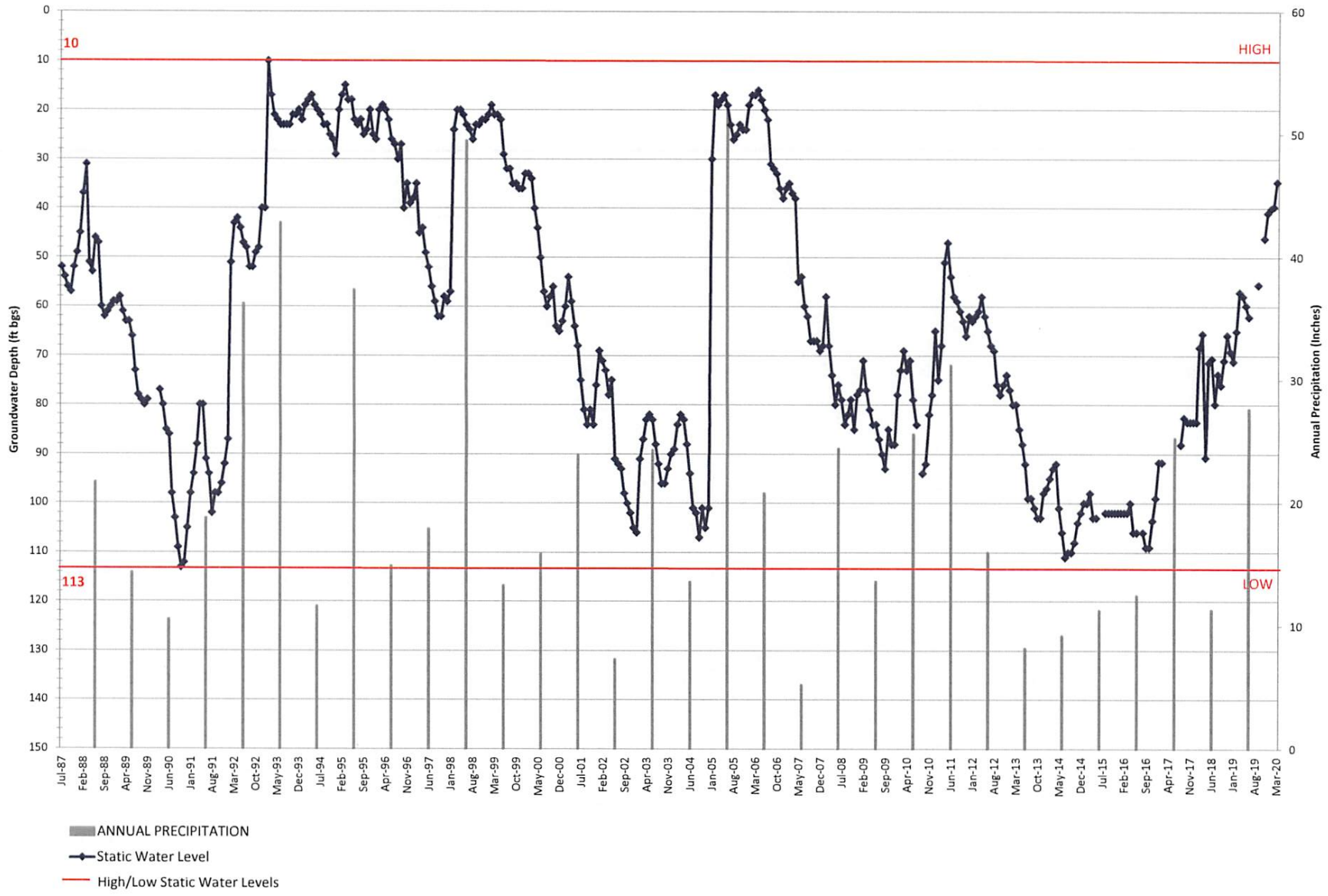
SCV WATER WELL SAND CANYON #3
STATIC WATER LEVEL VS PRECIPITATION



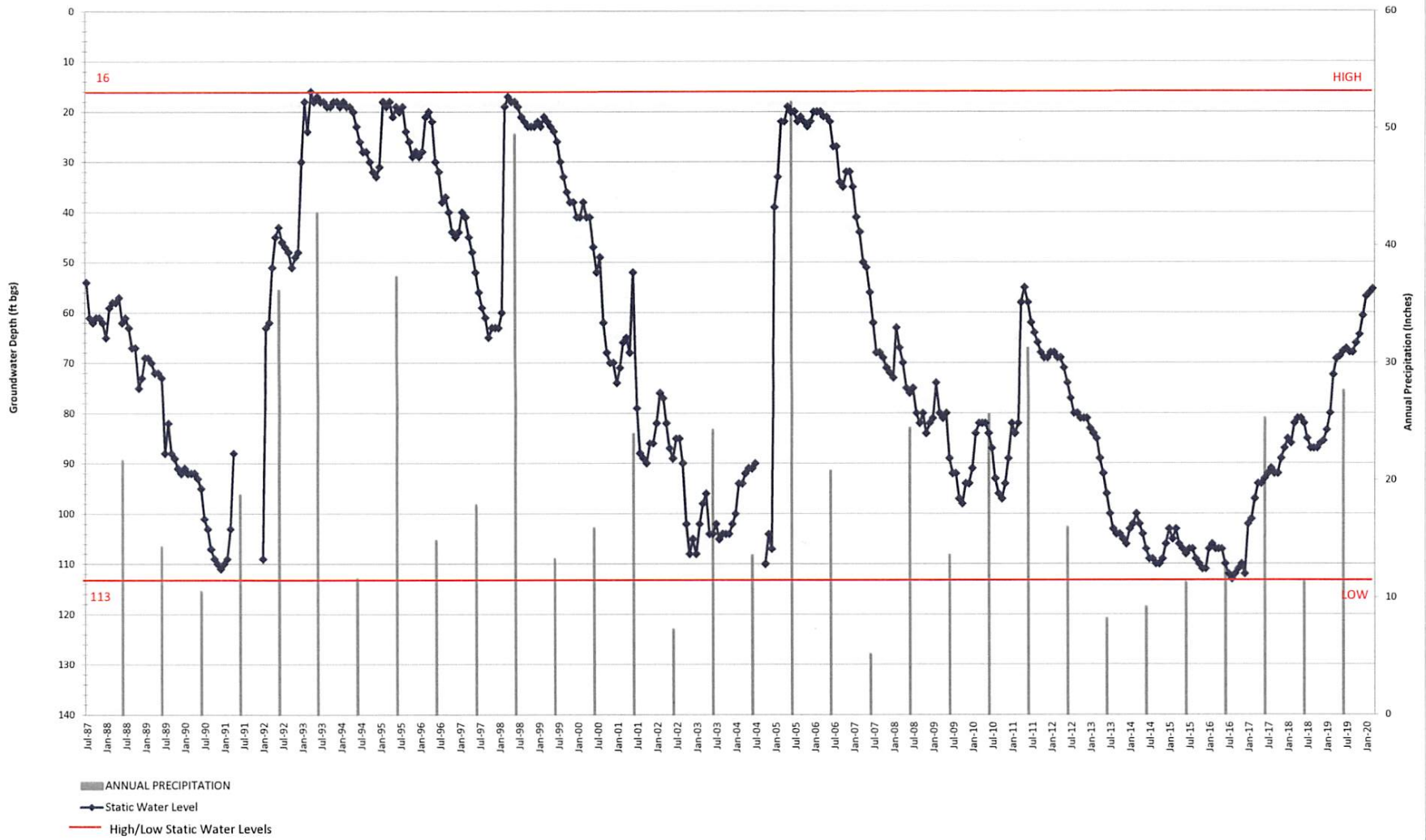
SCV WATER WELL LOST CANYON #2A
 STATIC WATER LEVEL VS PRECIPITATION



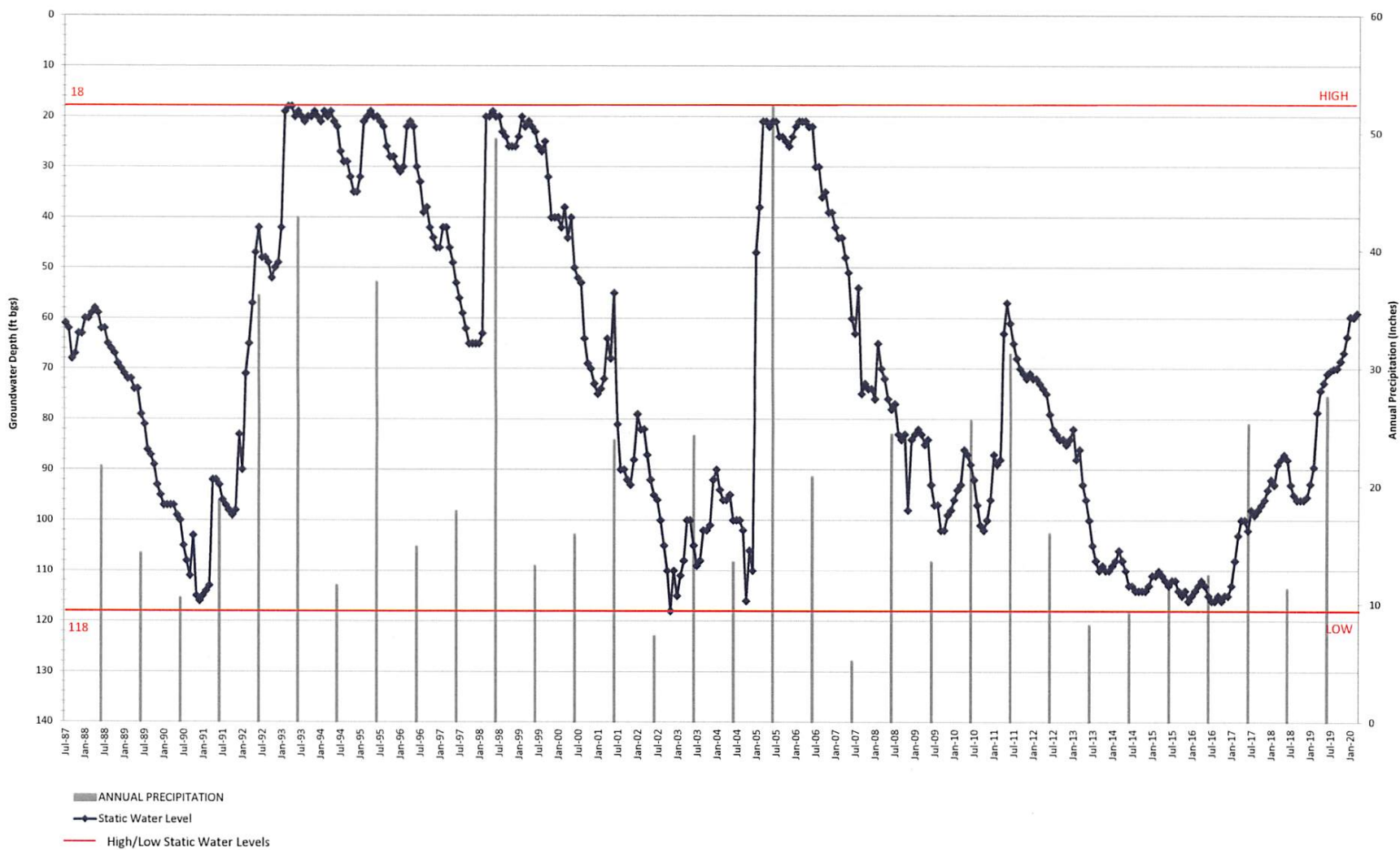
SCV WATER WELL LOST CANYON #2
 STATIC WATER LEVEL VS PRECIPITATION



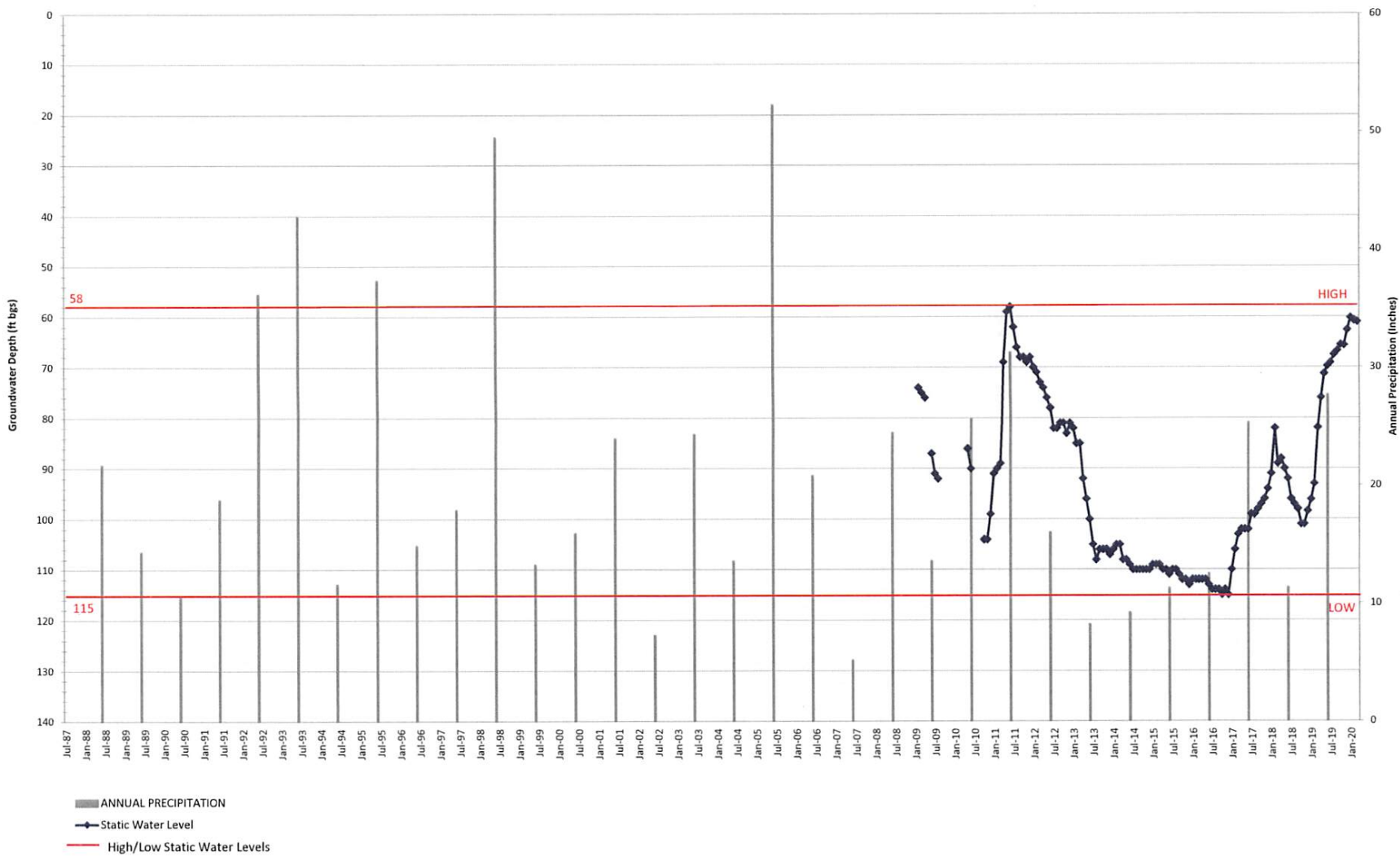
SCV WATER WELL P4
STATIC WATER LEVEL VS PRECIPITATION



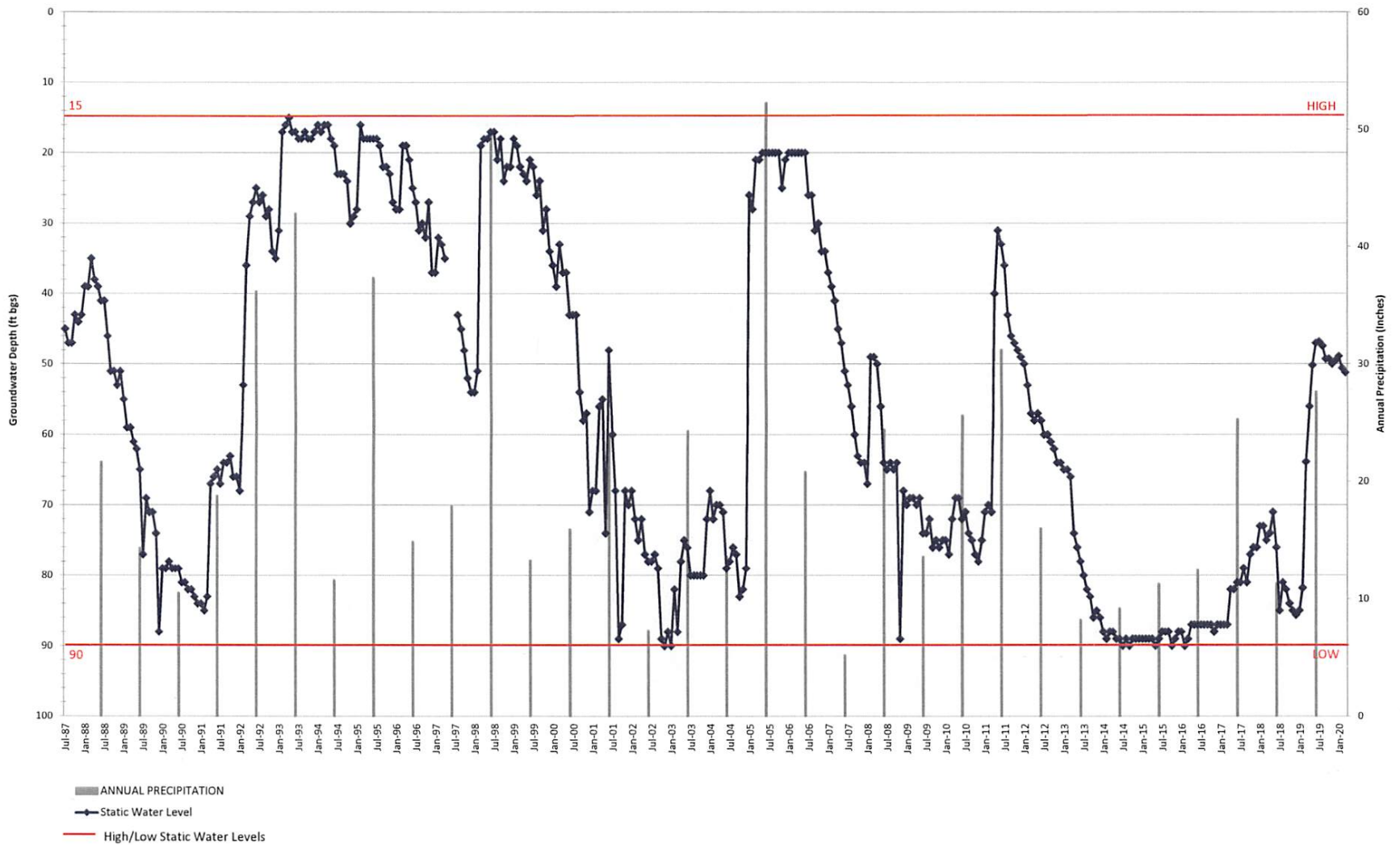
SCV WATER WELL P3
STATIC WATER LEVEL VS PRECIPITATION



SCV WATER WELL P5
STATIC WATER LEVEL VS PRECIPITATION



SCV WATER WELL P1
STATIC WATER LEVEL VS PRECIPITATION



[This page intentionally left blank.]

**Santa Clarita Valley Water Agency
Capital Improvement Projects (CIP) Construction Status Report
As of April 15, 2020**

Project	Contractor	Original Contract Amount	Change Orders to Date	% Change Orders	Current Contract Amount	Scheduled Completion	Estimated % of Work Completed	Status
PFAS Groundwater Treatment Project and Well Q2 Perchlorate Removal Facility - Vessels Purchase	Evoqua Water Technologies, LLC.	\$1,727,960	\$0	0%	\$1,727,960	May 27, 2020	50%	Vessel fabrication is in progress.
PFAS Groundwater Treatment Project and Well Q2 Perchlorate Removal Facility - Site Construction	Pacific Hydrotech Corporation	\$4,515,000	\$0	0%	\$4,515,000	September 17, 2020	10%	Construction submittals are under review and construction activities are in progress.
West Ranch Recycled Water Main Extension (Phase 2D)	Cedro Construction Inc.	\$3,112,332	\$0	\$0	\$3,112,332	September 26, 2020	3%	Project startup is in progress.
Magic Mountain Pipeline Phase 4*	FivePoint / Toro Enterprises	\$3,084,725	\$294,130.72	9.5%	\$3,378,855.72	July 31, 2020	90%	On March 20, 2020 FivePoint paused all construction activities. Construction is anticipated to resume the end of April 2020.
Magic Mountain Pipeline Phase 5	FivePoint / Toro Enterprises	\$3,269,978.85	\$0	0%	\$3,269,978.85	July 31, 2020	90%	On March 20, 2020 FivePoint paused all construction activities. Construction is anticipated to resume the end of April 2020.
Magic Mountain Pipeline Phase 6A	FivePoint / Toro Enterprises	\$7,168,844.85	\$0	0%	\$7,168,844.85	October 30, 2020	6%	On March 20, 2020 FivePoint paused all construction activities. Construction is anticipated to resume the end of April 2020.

Project	Contractor	Original Contract Amount	Change Orders to Date	% Change Orders	Current Contract Amount	Scheduled Completion	Estimated % of Work Completed	Status
Vista Canyon Recycled Water Main Extension (Phase 2B)	Ferreira Construction Co.,Inc.	\$2,752,982	\$0	0%	\$2,752,982	October 9, 2020	3%	Pre-construction meeting was held on April 8, 2020. Submittals are under review.

*As of December 31, 2019, expenditures for Kennedy/Jenks Consultants' inspection services work authorization are \$379,627.73 (98%) of the Board authorized amount of \$386,200.

**Santa Clarita Valley Water Agency
Engineering Services Section
Third Party Funded Agreements Quarterly Report
As of April 15, 2020**

Project	Third Party Funding Source	Planning, Design, Construction	Contractor/Consultant	Construction Amount	SCV Water Deposit Amount	Status
Active Agreements:						
Aidlin Tract 52796 – Pipeline	Lennar Homes	Design	SCV Water	N/A	\$65,000	Project on–hold by Developer. Design is 30% complete.
Aidlin Tract 52796 – Pump Station	Lennar Homes	Design	TBD	TBD	\$97,000	Project on–hold by Developer. Design deposit pending.
Aidlin Tract 52796 – Tanks	Lennar Homes	Design	TBD	TBD	\$156,000	Project on–hold by Developer. Design deposit pending.
Calgrove Storage	TWB Clarita Storage	Construction	D.M. Sanborn Pipeline	\$90,000	\$9,000	Construction is in progress.
Commerce Center Drive Bridge Potable and Recycled Pipelines	FivePoint	Design	FivePoint	N/A	\$85,000	Construction and submittals are in progress.
Deminalization Facility – Fire Hydrant	FivePoint	Design	FivePoint	N/A	\$55,000	Construction and submittals are in progress.
Excel Buena Park II, L.P. (Residence Inn and Springhill Suites)	Excel Group LLC	Construction	T. Morrissey Corporation	\$86,848	\$13,027	Construction is in progress.
Friendly Station Mart	Fayad Takla	Construction	TBD	\$45,000	\$11,000	Pending submittals.
Hancock Commerce Center (PM 26363, Parcel 6)	S.D. Herman	Construction	SCV Water/TBD	\$174,000	\$23,000	Pending insurance certificates and pre–construction meeting and submittals.
Magic Mountain Tank No. 2	FivePoint	Construction	FivePoint	N/A	\$125,000	Construction and submittals are in progress.
Mission Village DS542 Potable Water Pipelines	FivePoint	Construction	FivePoint	N/A	\$60,000	Construction is in progress.
Mission Village DS542 Recycled Water Pipelines	FivePoint	Construction	FivePoint	N/A	\$57,000	Construction is in progress.
Mission Village Potable Water System Phase 1	FivePoint	Design	FivePoint	N/A	\$36,000	Construction is in progress.
Mission Village Recycled Water System Phase 1	FivePoint	Design	FivePoint	N/A	\$34,000	Construction is in progress.
Mission Village Tract 61105 –1A Potable and Recycled Water	FivePoint	Design	FivePoint	N/A	\$175,000	Construction is in progress.
Mission Village Tract 61105 –1C Potable and Recycled Water	FivePoint	Design	FivePoint	N/A	\$175,000	Construction and submittals are in progress.

Project	Third Party Funding Source	Planning, Design, Construction	Contractor/Consultant	Construction Amount	SCV Water Deposit Amount	Status
Mission Village – Well 206/207 Pipeline	FivePoint	Design	FivePoint	N/A	\$28,000	Construction is in progress.
Mitchell Well 5A Replacement	JSB Development	Design	Richard C. Slade & Associates LLC	TBD	\$58,000	Reviewing alternate sites for replacement well.
Orchard Village Medical Building	OVMB LLC (Intertex)	Construction	Groundwork Engineering Inc.	\$50,000	\$18,000	Pending start of construction.
Parcel Map 19163 Parcel 1 – Homewood Suites/Hampton Inn	Prince Hospitality LLC	Construction	Tron Construction	\$60,000	\$28,000	Pending construction. Waiting on insurance certificates, pre-construction meeting and submittals.
Parcel Map 62646 Water Pipeline Facilities on Railroad Avenue / Oakridge Drive	Saugus Holdings, LLC, and TMC Hollis	Planning & Design	SCV Water	\$412,000	\$41,000	Third Party Agreement executed.
Plum Canyon Tract 46018–11 Pump Station (Civil/Mechanical)	Pardee & Toll Brothers	Construction	Staats Construction	\$648,597	\$61,000	Construction is substantially complete. Punchlist is pending.
Plum Canyon Tract 46018–11 Pump Station (Electrical)	Pardee & Toll Brothers	Construction	Coleman–Pacific	\$467,000	\$46,700	Construction is substantially complete. Punchlist is pending.
Plum Canyon Tract 73858 Lot 1	Toll Brothers	Construction	Staats	\$856,000	\$114,600	Construction is in progress
Sheriff Station – 16” Water Main Extension in Golden Valley Road	City of Santa Clarita	Construction	Mesa Engineering	\$1,347,745	137,700	Construction is substantially complete.
Skyline Ranch – Two 0.87 MG Tanks (Skyline Ranch Zone)	Pardee Homes	Construction	Paso Robles	\$1,879,001	\$187,900	Tank construction is in progress.
Skyline Ranch Road Bridge Crossing 16” and 20” Water Mains	Pardee Homes	Construction	Mesa Engineering	\$214,359	\$21,436	Reviewing submittals.
Skyline Pump Station No. 2	Pardee Homes	Design	Cannon	TBD	\$150,000	Design is in progress.
Skyline Ranch Tract 60922–01 Backbone Pipelines	Pardee Homes	Construction	Mesa Engineering	\$1,417,928	\$142,000	Construction is substantially complete.
Skyline Ranch Tract 60922–01 Paseo	Pardee Homes	Construction	Mesa Engineering.	\$68,159	Included in PA–01	Construction is substantially complete.
Skyline Ranch Tract 60922–01 Planning Areas A & B & PA–01	Pardee Homes	Construction	Mesa Engineering	\$675,824	\$67,600	Construction is substantially complete.
Skyline Ranch Tract 60922–01 Planning Areas C & D	Pardee Homes	Construction	Staats Construction	\$533,300	\$53,330	Construction is substantially complete.
Skyline Ranch Tract 60922–01 Planning Areas E1 & F	Pardee Homes	Construction	Mesa Engineering	\$707,700	\$70,700	Construction is substantially complete.
Skyline Ranch Tract 60922–01 Stratus Street	Pardee Homes	Construction	Mesa Engineering	\$817,031	\$81,703	Construction is substantially complete.
Skyline Ranch Tract 60922–01 Stratus Street Gap Section	Pardee Homes	Construction	Mesa Engineering	\$93,141	\$9,314	Construction is substantially complete.

Project	Third Party Funding Source	Planning, Design, Construction	Contractor/Consultant	Construction Amount	SCV Water Deposit Amount	Status
Skyline Ranch Tract 60922-02 Planning Area G	Pardee Homes	Design	Civiltec	TBD	\$65,000	Design is 30% complete.
Skyline Ranch Tract 60922-02 Planning Area H	Pardee Homes	Design	Civiltec	TBD	\$75,000	Design is 60% complete.
Skyline Ranch Tract 609022-02 Vertex Way Pipelines	Pardee Homes	Construction	Mesa Engineering	\$480,488	\$48,000	Construction is 85% complete.
Skyline Ranch Tract 60922-04 Planning Area E-2	Pardee Homes	Construction	Staats	\$369,597	\$36,960	Construction is substantially complete
Skyline Ranch Tract 60922-05 Planning Area N	Pardee Homes	Construction	Mesa Engineering	\$150,876	\$15,087	Construction is substantially complete.
Skyline Ranch Tract 60922-05 Planning Area 02	Pardee Homes	Construction	Mesa	\$762,300	\$76,230	Construction is 95% complete.
Tract AVT 52455-16	Ashdon Development	Construction	Intertex General Contractors, Inc.	\$85,043	\$17,000	Construction is 95% complete.
Tract 74718 Dockweiler	Dockweiler 21 LLC	Design	Forma Engineering	TBD	\$5,000	Plan check is in progress, Developer Agreement pending.
Tesoro del Valle – Pump Station	BLC Tesoro LLC	Design	Civiltec	TBD	\$30,000	Design is 10% complete.
Tesoro del Valle – Two 1.2 MG Tanks	BLC Tesoro LLC	Design	Civiltec	TBD	\$40,000	Design is 10% complete.
Tesoro del Valle – Water Line Distribution and PRV Station	BLC Tesoro LLC	Design	Fusco Engineering	TBD	\$50,000	Pipeline plan check for Phase 1 is 90% complete.
Valencia Town Center Square – Phase 2	VTC Square Investors, LLC	Construction	Staats Construction	\$80,000	\$22,010	Construction is substantially complete.
Vista Canyon Tract 69164 – KB Homes	KB Homes	Construction	Boudreau Pipeline	\$57,000	\$5,600	First phase construction is substantially complete.
Vista Canyon Tract 69164 Phase 1A Potable and Recycled Pipelines	Vista Canyon LLC	Construction	Mesa Engineering	\$673,532	\$67,400	Construction is substantially complete.
Vista Canyon Tract 69164 Phase 2 – Portion 2 – Potable and Recycled Pipelines	Vista Canyon LLC	Construction	Mesa Engineering	\$392,693	\$39,269	Construction is substantially complete.
Vista Canyon Tract 69164 Phase 2 – Portion 1 – Potable Pipelines	Vista Canyon LLC	Construction	Mesa Engineering	\$241,112	\$24,100	Construction is substantially complete.
Vista Canyon Tract 69164 Phase 2 – Portion 3 – Potable Water	Vista Canyon LLC	Construction	Mesa Engineering	\$376,259	\$37,626	Construction is 90% complete.
Vista Canyon Tract 69164 Phase 2 – Portion 3 – Recycled Water	Vista Canyon LLC	Construction	Mesa Engineering	\$261,252	\$26,125	Construction is substantially complete.
Westside Communities Potable Water Infrastructure Plan	FivePoint	Planning	FivePoint	N/A	\$69,000	FivePoint is revising the Infrastructure Plan.
27918 Franklin Parkway – Water Meters	Logix	Construction	Gall Brothers	\$30,000	\$3,000	Pending insurance certificates and pre-construction meeting.
76 Gas Station at 25048 Valencia Blvd.	Sahika Corporation	Construction	Karaki WS	\$58,000	\$5,800	Construction is 90% complete.

Project	Third Party Funding Source	Planning, Design, Construction	Contractor/Consultant	Construction Amount	SCV Water Deposit Amount	Status
Closed Agreements:						
College of the Canyons Valencia Campus Parking Structure – Water Line Improvements	Santa Clarita Community College District	Design & Construction	R.C. Becker & Son	\$370,575	\$129,000	Construction is 100% complete. Easement documents are pending.
Concord Development Tract 53425 – 01	Lennar	Design	Turf Construction	\$100,000	\$10,000	Construction is 100% complete. Coordinating easement documents with developer.
Mission Village – Pipe Connection at Sky View Lane / The Old Road	FivePoint	Construction	FivePoint	N/A	\$55,000	Construction is 100% complete.
Mission Village – Temporary bypass pipeline (Magic Mountain Parkway)	FivePoint	Construction	FivePoint	N/A	\$41,000	Construction is 100% complete.
Parcel Map 26363 Parcels 3 & 4 at 27736 – 27788 Hancock Parkway	Intertex	Construction	Blois Construction	\$35,000	\$3,500	Construction is 100% complete. Preparation of as-built drawings are pending.
Parcel Map 60030, Parcels 1–8	Krusinski/IAC	Construction	J.A. Salazar Construction & Supply Corp.	\$54,500	\$14,450	Submittals are under review. Pending insurance certifications.
Skyline Ranch Plaza Tract 46018–11A	Intertex	Construction	Groundbreakers Construction	\$288,314	\$28,832	Construction is 100% complete.
25333 Railroad Avenue (Storage Facility) – Fire Service	Norris Construction	Construction	Mesa Engineering	\$21,000	\$2,100	Construction is 100% complete. Installation of backflow by developer is pending

**Engineering and Operations Committee
Planning Calendar
FY 2019/20**

**ITEM NO.
10**

	Item	PowerPoint Presentation (Y/N/Length)	Jul 11 Comm	Aug 1 Comm	Aug 6 Board	Sep 3 Board	Sep 5 Comm	Oct 1 Board	Oct 10 Comm	Oct 15 Board	Nov 5 Board	Nov 7 Comm	Dec 9 Comm	Dec 17 Board	Jan 9 Comm	Feb 4 Board	Feb 6 Comm	Feb 18 Board	Mar 3 Board	Mar 5 Comm- Cancelled	Apr 2 Comm	Apr 7 Board	May 5 Board	May 7 Comm	Jun 2 Board	Jun 4 Comm	Jul 7 Board
1	Monthly Committee Planning Calendar	None	C	C			C		C			C	C		C		C				C			P		P	
2	CIP Construction Status Report	None	C	C			C		C			C	C		C		C				C			P		P	
3	Monthly Operations and Production Report	None	C	C			C		C			C	C		C		C				C			P		P	
4	Third Party Funded Agreements Quarterly Report	None		C								C					C							P			
5	Quarterly Safety Program Presentation	Yes 15 min		C								C					C							P			
6	Annual Safety Program Update (FY 18-19)	Yes 15 min					C																				
7	Recommend Approval of New Golden Triangle Modular Lease	None	C		C																						
8	Tour of Earl Schmidt Filtration Plant	None						C																			
9	Recommend Approval of the Purchase of a Chlorine Scrubber System for the Rio Vista Water Treatment Plant	None						C	C																		
10	Recommend Approval for an Agreement Amendment to The Newhall Land and Farming Company, LLC, for the Magic Mountain Water Pipeline Installation Agreement	None						C	C																		
11	Approve Bidding and Purchasing of Treatment Vessels and a Final Design Work Authorization for Kennedy Jenks Consultants for the N Wells PFAS Treatment	None							C																		
12	Approve Bidding and Purchasing of Treatment Vessels and a Final Design Work Authorization for Kennedy Jenks Consultants for Q2 Well Perchlorate Treatment	None							C																		
13	Approve Receiving and Filing the Public Notification of PFOS and PFOA Notification Level Exceedances	None							C																		
14	Recommend Approval of Construction Contract Funding and a Work Authorization for Inspection Services for Magic Mountain Pipeline No. 6A	Yes 10 min							C	C																	
15	Recommend Approval to Purchase a Backhoe-Replacement Unit No. 15	None							C		C																
16	Presentation on Distribution System Interconnections	Yes 15 min										C		C													
17	Conference with Real Property Negotiators (Section 54956.8) Castaic Tank 1A Cell Lease - Verizon (33030 Ridge Route Road, Castaic, CA 91384) - CLOSED SESSION	None										C		C													

C = Completed Item
P = Planned Item

**Engineering and Operations Committee
Planning Calendar
FY 2019/20**

	Item	PowerPoint Presentation (Y/N/Length)	Jul 11 Comm	Aug 1 Comm	Aug 6 Board	Sep 3 Board	Sep 5 Comm	Oct 1 Board	Oct 10 Comm	Oct 15 Board	Nov 5 Board	Nov 7 Comm	Dec 9 Comm	Dec 17 Board	Jan 9 Comm	Feb 4 Board	Feb 6 Comm	Feb 18 Board	Mar 3 Board	Mar 5 Comm-Cancelled	Apr 2 Comm	Apr 7 Board	May 5 Board	May 7 Comm	Jun 2 Board	Jun 4 Comm	Jul 7 Board	
18	Approve Site Construction Budget Authorization for the N Wells PFAS Treatment and Well Q2 Perchlorate Removal Facility	Yes 10 min											C	C														
19	Recommend Approval of Resolution Awarding Construction Contract for West Ranch Recycled Water Main Extension (Phase 2D) Project	Yes 10 min													C	C												
20	Recommend Approval of Resolution Awarding Construction Contract for Vista Canyon Recycled Water Main Extension (Phase 2B) Project	Yes 10 min													C	C												
21	Recommend Approval of a Work Authorization for Preliminary Design Services for Valley Center Well PFAS Groundwater Treatment	Yes 10 min																C										
22	Approve Purchasing of PFAS Treatment Resin for the N Wells	Yes 10 min																		C								
23	Recommend Approval of Resolution Awarding a Construction Contract to CalSierra Construction, Inc. to Recoat the Exteriors of Princess Tanks No. 1 and No. 2	Yes 10 min																			C	C						
24	Recommend Approval of Resolution Awarding Contract to NoHo Constructors for SC12 Facility Construction	None																			C	C						
25	Recommend Approval of On-Call Engineering Services and/or Construction Management and Inspection Services	Yes 10 min																			C		P					
26	Review FY 2020/21 Major Capital Projects	Yes 15 min																			C			P				
27	Recommend Approval of a Work Authorization for Preliminary Design Services for Well 205 Perchlorate Removal Facility	Yes 10 min																				C						
28	Approve Purchasing of Perchlorate Treatment Resin for Well Q2	None																					P					
29	Recommend Approval of Construction Contract Funding and a Work Authorization for Inspection Services for Replacement Wells Commerce Center Drive Pipeline	Yes 10 min																						P	P			
30	Recommend Approval of Construction Contract Funding and a Work Authorization for Inspection Services for Magic Mountain Pipeline No. 6B	Yes 10 min																						P	P			
31	Recommend Approval of Work Authorization for Groundwater Modeling Services for Perchlorate Containment Evaluation	TBD																								P	P	

C = Completed Item
P = Planned Item

**Engineering and Operations Committee
Planning Calendar
FY 2019/20**

	Item	PowerPoint Presentation (Y/N/Length)	Jul 11 Comm	Aug 1 Comm	Aug 6 Board	Sep 3 Board	Sep 5 Comm	Oct 1 Board	Oct 10 Comm	Oct 15 Board	Nov 5 Board	Nov 7 Comm	Dec 9 Comm	Dec 17 Board	Jan 9 Comm	Feb 4 Board	Feb 6 Comm	Feb 18 Board	Mar 3 Board	Mar 5 Comm- Cancelled	Apr 2 Comm	Apr 7 Board	May 5 Board	May 7 Comm	Jun 2 Board	Jun 4 Comm	Jul 7 Board	
32	Recommend Approval of Construction Contract for the Recycled Water Potable Make-Up Line Project	TBD																									P	P
33	Recommend Approval of Resolution Awarding Contract to TBD for Newhall Tank 2 Recoat and Repairs	TBD																										Moved to FY 2020/21
34	Recommend Approval of Resolution Awarding Construction Contract to TBD for Recycled Water Vista Canyon (Phase 2B) Tank	TBD																										Moved to FY 2020/21
35	Recommend Approval of Resolution Awarding Construction Contract for Pipeline to the Los Angeles Residential Community	TBD																										Moved to FY 2020/21
36	Recommend Approval of Construction of a New Deane Zone Pump Station and Cost Sharing Agreement with Developer	TBD																										Moved to FY 2020/21
37	Recommend Approval of Construction of Two New 2.5 MG Deane Tank and Cost Sharing Agreement with Developer	TBD																										Moved to FY 2020/21
38	Recommend Approval of Resolution Authorizing SCV Water to Execute Water Service Agreement with State Water Resources Control Board and Los Angeles Residential Community	TBD																										Moved to FY 2020/21

C = Completed Item
P = Planned Item

[This page intentionally left blank.]

**Engineering and Operations Committee
Planning Calendar
FY 2020/21**

	Item	PowerPoint Presentation (Y/N/Length)	Jul 1 Comm	Jul 7 Board	Aug 4 Board	Aug 6 Comm	Sep 1 Board	Sep 3 Comm	Oct 1 Comm	Oct 6 Board	Nov 3 Board	Nov 5 Comm	Dec 7 Comm	Dec 15 Board	Jan 5 Board	Jan 7 Comm	Feb 2 Board	Feb 4 Comm	Mar 2 Board	Mar 4 Comm	Apr 1 Comm	Apr 6 Board	May 4 Board	May 10 Comm	Jun 3 Comm	Jun 8 Board	Jul 6 Board
1	Monthly Committee Planning Calendar	None	P			P		P	P			P	P			P		P		P	P			P	P		
2	CIP Construction Status Report	None	P			P		P	P			P	P			P		P		P	P			P	P		
3	Monthly Operations and Production Report	None	P			P		P	P			P	P			P		P		P	P			P	P		
4	Third Party Funded Agreements Quarterly Report	None				P						P						P						P			
5	Quarterly Safety Program Presentation	Yes 15 min				P						P						P						P			
6	Annual Safety Program Update (FY 19-20)	Yes 15 min					P																				
7	Recommend Approval of Construction Contract Funding and a Work Authorization for Replacement Wells Construction	TBD	P		P																						
8	Recommend Approval of a Work Authorization for Final Design of the Replacement Wells On-Site Pipeline/Infrastructure	TBD	P		P																						
9	Recommend Approval of Resolution Awarding Construction Contract for ESFP Washwater Return and Sludge Systems Project	TBD				P	P																				
10	Recommend Approval of a Work Authorization for Final Design of the Magic Mountain Reservoir	TBD				P	P																				
11	Recommend Approval of Resolution Authorizing SCV Water to Execute Water Service Agreement with State Water Resources Control Board and Los Angeles Residential Community	TBD						P		P																	
12	Recommend Approval of Resolution Awarding Contract to TBD for Newhall Tank 2 Recoat and Repairs	TBD										P		P													
13	Recommend Approval of Resolution Awarding Construction Contract for Pipeline to the Los Angeles Residential Community	TBD										P		P													
14	Recommend Approval of a Work Authorization for Final Design of the Groundwater Treatment Improvements	TBD										P		P													

C = Completed Item
P = Planned Item

**Engineering and Operations Committee
Planning Calendar
FY 2020/21**

	Item	PowerPoint Presentation (Y/N/Length)	Jul 1 Comm	Jul 7 Board	Aug 4 Board	Aug 6 Comm	Sep 1 Board	Sep 3 Comm	Oct 1 Comm	Oct 6 Board	Nov 3 Board	Nov 5 Comm	Dec 7 Comm	Dec 15 Board	Jan 5 Board	Jan 7 Comm	Feb 2 Board	Feb 4 Comm	Mar 2 Board	Mar 4 Comm	Apr 1 Comm	Apr 6 Board	May 4 Board	May 10 Comm	Jun 3 Comm	Jun 8 Board	Jul Board	
15	Recommend Approval of Resolution Adopting Mitigated Negative Declaration under California Environmental Quality Act for Construction of New 1.5 MG Deane Tank	TBD											P		P													
16	Recommend Approval of Construction of New Sand Canyon Plaza (Deane Zone) Pump Station and Cost Sharing Agreement with Developer	TBD														P	P											
17	Recommend Approval of Resolution Awarding Construction Contract to TBD for Recycled Water Vista Canyon (Phase 2B) Tank	TBD																P	P									
18	Recommend Approval of Construction of Pipeline in Sierra Highway from Dockweiler to Newhall Avenue	TBD																P	P									
19	Recommend Approval of Construction of Pressure Reducing Station In Sierra Highway	TBD																P	P									
20	Recommend Approval of Construction of New Sand Canyon Plaza 1.5 MG Tank (Deane Zone) and Cost Sharing Agreement with Developer	TBD																		P		P						
21	Recommend Approval of Construction of a New Skyline Ranch (Deane Zone) Pump Station and Cost Sharing Agreement with Developer	TBD																		P		P						
22	Recommend Approval of Construction of Two New Skyline Ranch 2.1 MG Tanks (Deane Zone) and Cost Sharing Agreement with Developer	TBD																		P		P						

C = Completed Item
P = Planned Item