



WATER CONSERVATION

Program Updates

Water Resources &
Watershed Committee
February 14, 2024

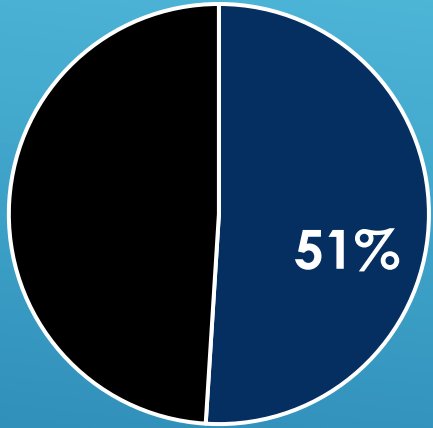
- ▶ **Programmatic Performance**
 - ▶ Residential
 - ▶ Commercial/Industrial/Institutional
 - ▶ Landscape
- ▶ Conservation Savings Performance
- ▶ Conservation Program Updates
- ▶ Conservation Regulatory Updates
- ▶ Questions & Comments



CONSERVATION PROGRAM UPDATES

Residential Programs (FYTD)

Percent of Consumption



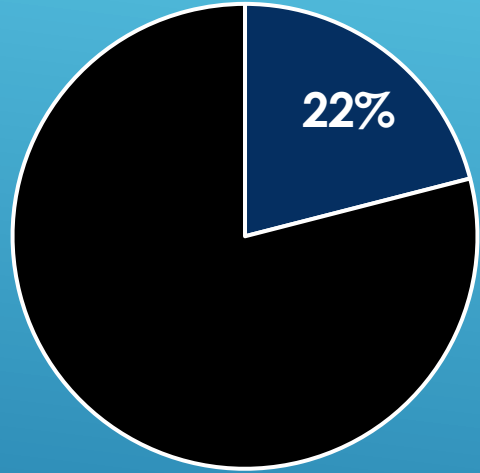
Period	Home Check Ups	Kits	Water SMART Workshop	Smart Controller (Rebates, Stations)	Lawn Replacement (Projects, SF)	Pool Cover Rebates	HELP Rebates	Water Use Notices (HCL/WASOP, LAL/Call)	“How to” Videos
FY 22/23 YTD Total	66	53	13	63/378	4/6,048	15	6	4,885	95
FY 23/24 YTD Total	88	5	30	109/654	30/34,439	24	27	415	117



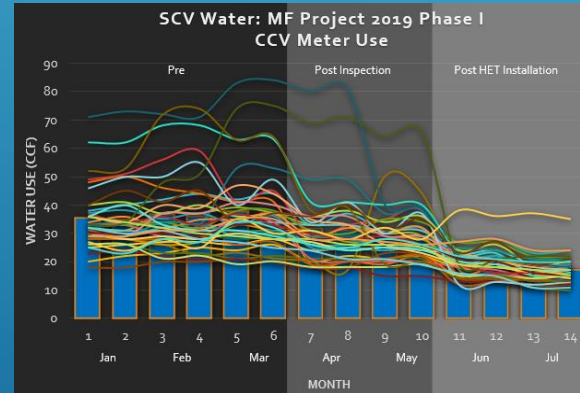
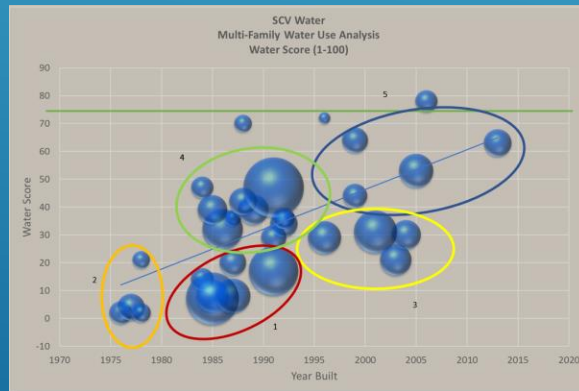
PROGRAMMATIC UPDATES

Commercial/Industrial/Institutional Programs

Percent of Consumption



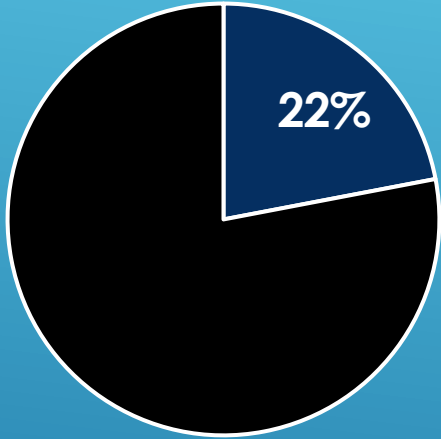
Period	Projects	Unit Surveys	Showerhead Installations	Kitchen Aerator Installations	Bathroom Aerator Installations	Toilet Flappers	Irrigation Inspections (Zones)	HET and UHET Rebates
FY 22/23 YTD Total	1	16	16	16	32	0	0	0
FY 23/24 YTD Total	2	807	861	561	1,148	9	29	0



PROGRAMMATIC UPDATES

Landscape Programs

Percent of Consumption



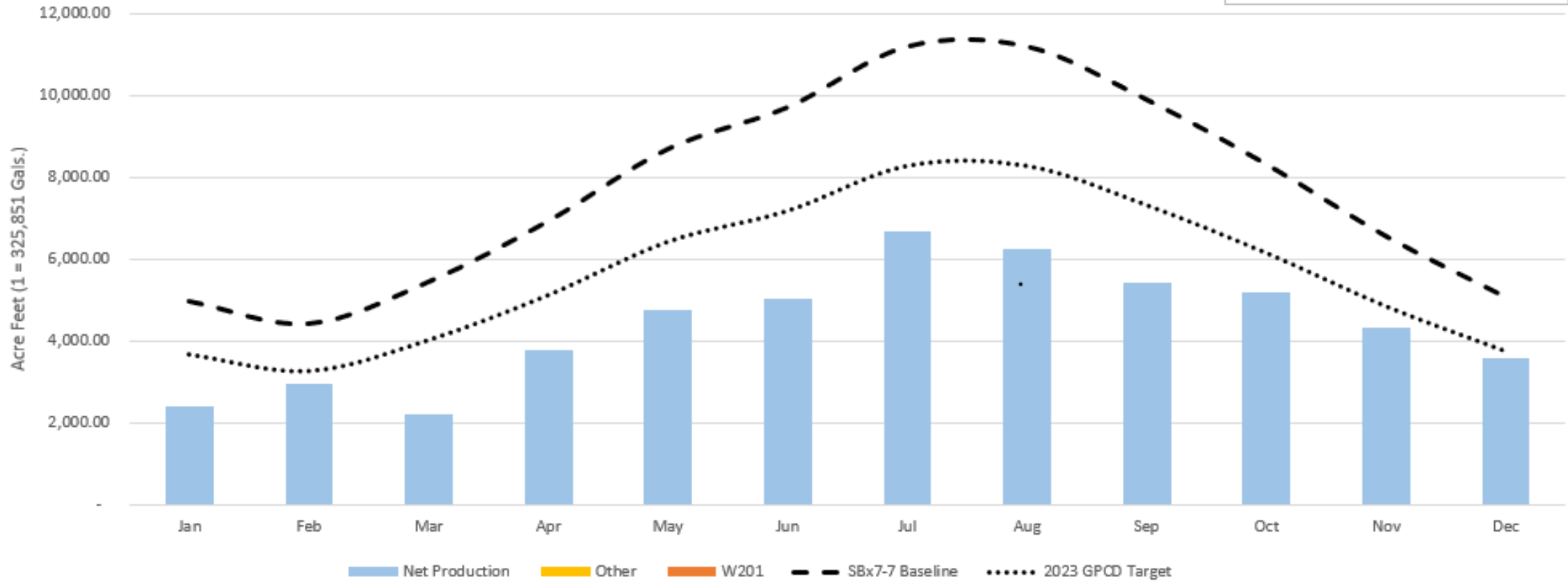
Period	Smart Controllers (Rebates, Stations)	Turf Conversion (Projects, sf)	HELP – DRIP (Rebates, sf)	HELP – PR (PRB, MPR)	Irrigation Check-Ups (Projects/Zones)
FY 22/23 YTD Total	0/0	1/1,321	0/0	0/0	2/342
FY 23/24 YTD Total	0/0	5/136,529	5/66,606	1/152	6/1,191



PROGRAMMATIC UPDATES

SCV Water
 Interim Conservation Targets
 Actual Production v. GPCD Reduction Targets
 (Converted to Acre Feet)

2023 Production v. Targets (YTD)
 -23.2 %
 -15,940 AF

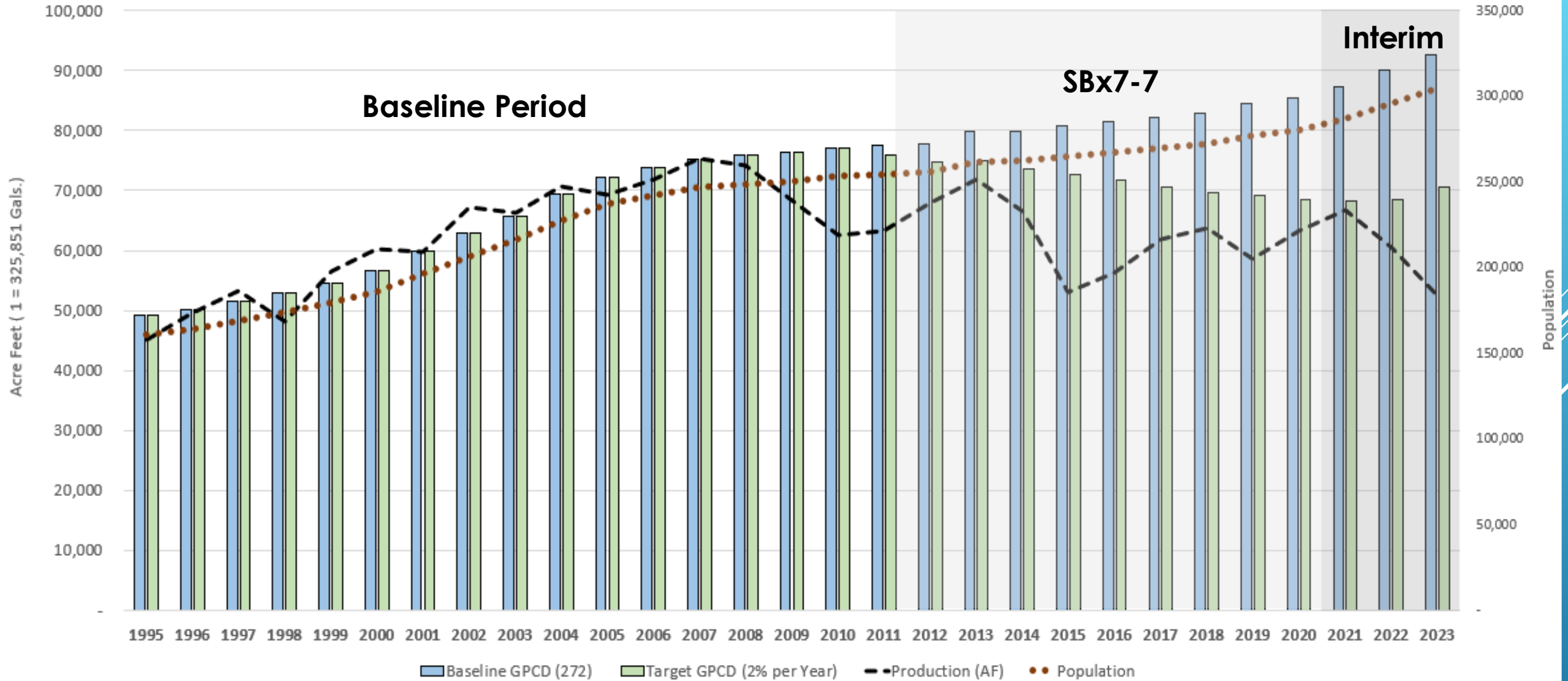


2023 ACTUAL V. PLANNED CONSERVATION



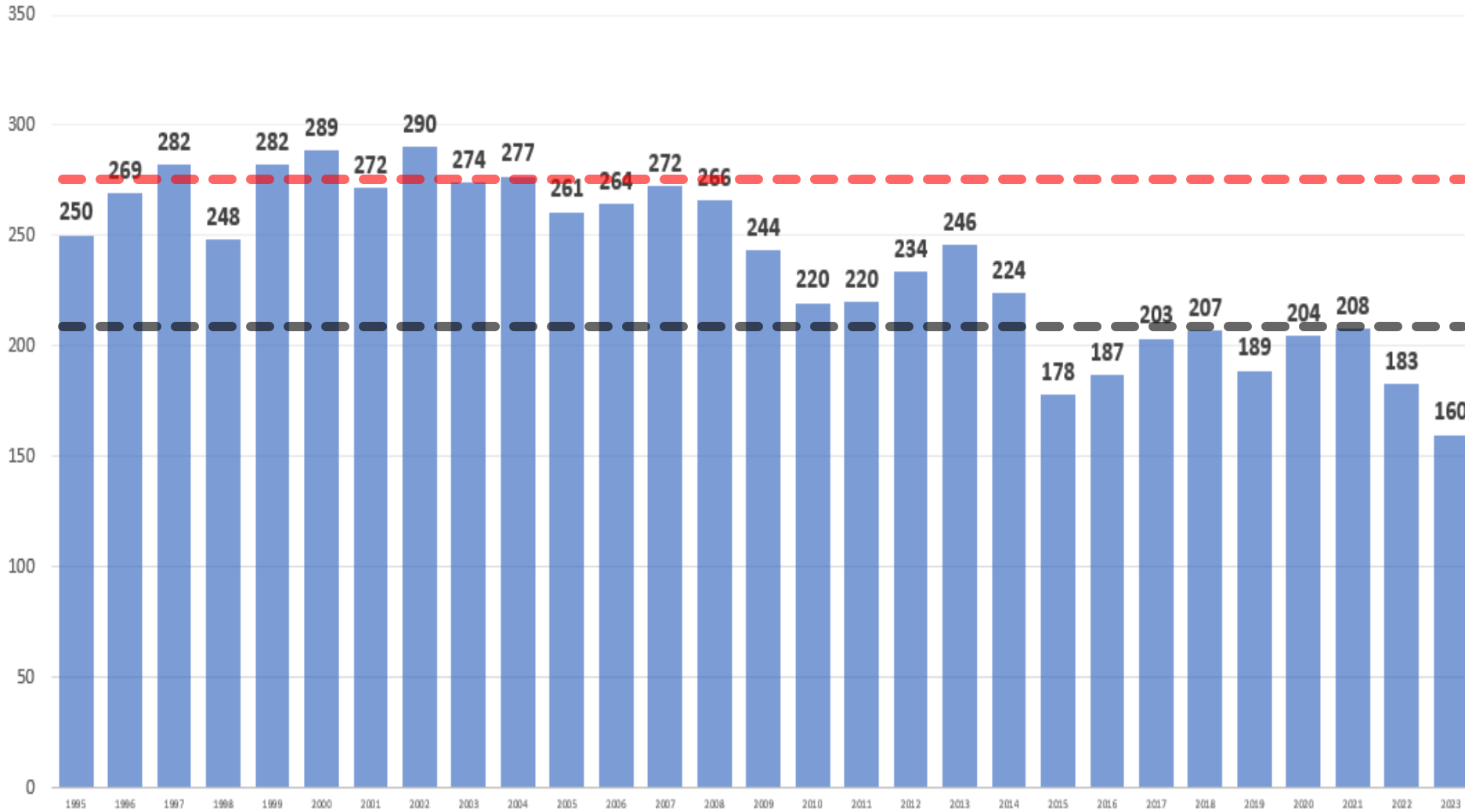
SCV Water

Annual Production v. Baseline and SBX7-7 20% by 2020 Requirement
Including Interim Conservation Targets for 2021 & 2022



CONSERVATION SAVINGS PERFORMANCE

SCVWA GALLONS PER CAPITA DAY 1995-2023



Yr.	Base (GPCD)	Actual (GPCD)	Δ (%)
2018	272	207	24%
2019	272	189	30%
2020	272	204	25%
2021	272	208	24%
2022	272	188	33%
2023	272	160	41%

CONSERVATION SAVINGS PERFORMANCE



- ▶ Water Champions (Launched Jan 2024)
- ▶ Community Conservation Pop-ups (March/April 2024)
- ▶ WaterSAVING Targets (April 2024, Go Live TBD)
- ▶ Water Demand Forecast (WDF) Tool (Project Launch March 2024)



CONSERVATION PROGRAM UPDATES



Lawn
Replacement



Irrigation
Control



Irrigation
Efficiency



Program
Resources



▶ **Water Use Efficiency Strategic Plan
(Committee RFP Review – March 2024)**

▶ **Water Conservation Program G480.20
Review (Feasibility Review)**

▶ **SCV Water – BOR WEEG \$2 Million Grant
(Executed January 2024)**



**CONSERVATION
PROGRAM UPDATES**



- ▶ 10/13/2023 Letter to State Water Resources Control Board
- ▶ Legislative Administrative Office Analysis
- ▶ State Water Resources Control Board expected to release final regulations text in July 2024

CONSERVATION LONG-TERM FRAMEWORK



QUESTIONS OR COMMENTS



Matt Dickens, MPA
Sustainability Manager
SCV Water
mdickens@scvwa.org

