



SCV
WATER

September 5, 2023

ITEM NO.
8

Santa Clarita Valley Water Agency Annual Safety Program Update

FY 2022/2023
July 1, 2022 to June 30, 2023

- Rebecca Lustig, Environmental Health and Safety Supervisor
- Joe Diaz, Emergency Preparedness & Safety Coordinator
- Aaron Southard, Safety Specialist II

EH&S Department Focus in 2022/2023

- Routine Activities
 - Monthly Inspections (internal)
 - Incident Investigation and Recordkeeping
 - Safety Committee Meetings
 - Project-specific Meetings
 - Regulatory Activities
- Staff Safety and Emergency Training
- Emergency Preparedness Program
- Safety Manual policy review and revision
- Safety Outreach
 - Safety Support: Spiceworks ticketing
 - All staff emails
 - Safety Corner articles in Pipeline newsletter





Safety Trainings Completed

by Quarter

July 1, 2022 to June 30, 2023




Q1:
July, Aug, Sept
2022

- IIPP Supervisor Liability
- Flagger/Traffic Control
- ICS 300 - Incident Command System
- CHP Commercial Driver

Q2:
Oct, Nov, Dec
2022

- Fall Protection - Water Tank Rescue
- Confined Space Rescue (self and non-entry)
- Respirator FIT





Safety Trainings Completed

by Quarter

July 1, 2022 to June 30, 2023



Q3:
Jan, Feb, Mar
2023

- CPR/AED/FA Training
- AC Pipe Training
- Asbestos Awareness
- Qualified Rigger and Signalperson

Q4:
Apr, May, June
2023

- Trenching and Excavation Competent Person
- Fall protection, CSE, FIT make-ups
- Railway Training
- Lockout/Tagout Training




Regulatory Compliance Activities

FY 2022/2023




- LA County Fire Dept. CUPA annual inspections
- Annual CERS (CA Environmental Reporting System) submittals
- Hazardous waste removal
- DTCS Electronic Verification Questionnaire for hazardous waste manifests



Regulatory Compliance Activities

FY 2022/2023



- CalARP program inspections and RMP revalidations
- Annual UST certification, operator training, and secondary containment test
- OSHA 300 log submitted and posted
- Crane Inspections
- Audiograms for select staff
- Trainings and medical evaluations



Emergency Preparedness Activities and Projects

- New Hire Emergency Training (evacuation and life safety)
- In-house CPR/FA/AED classes
- Emergency Action Plan Training
- Emergency Response Plan updates (DDW template)
- SCV Incident Management Team (ICS model)
- Emergency Communication Equipment - ACWA/JPIA Grant (complete)

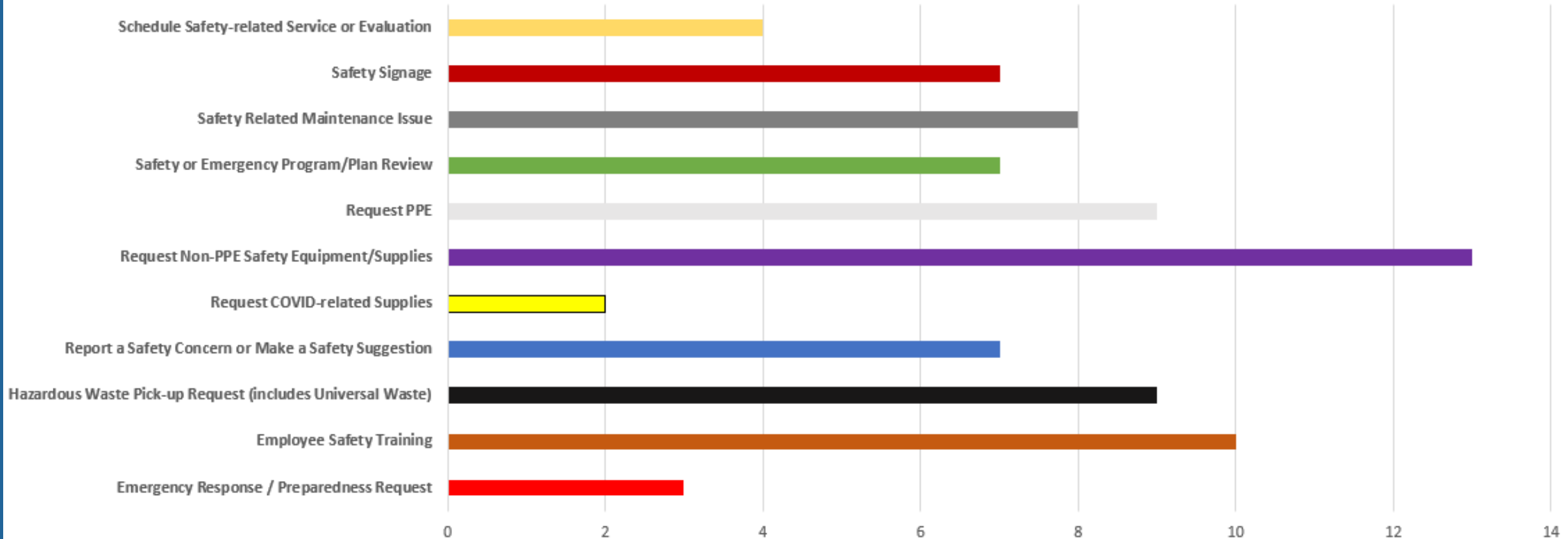


Emergency Preparedness Activities and Projects

- Emergency Supplies
- Alert Media
- FEMA Grants - COVID 19 reimbursements received
- City of Santa Clarita, Emergency Planning Committee
- LEPC Region 1, CalWarn Region 1 and Los Angeles County Area B



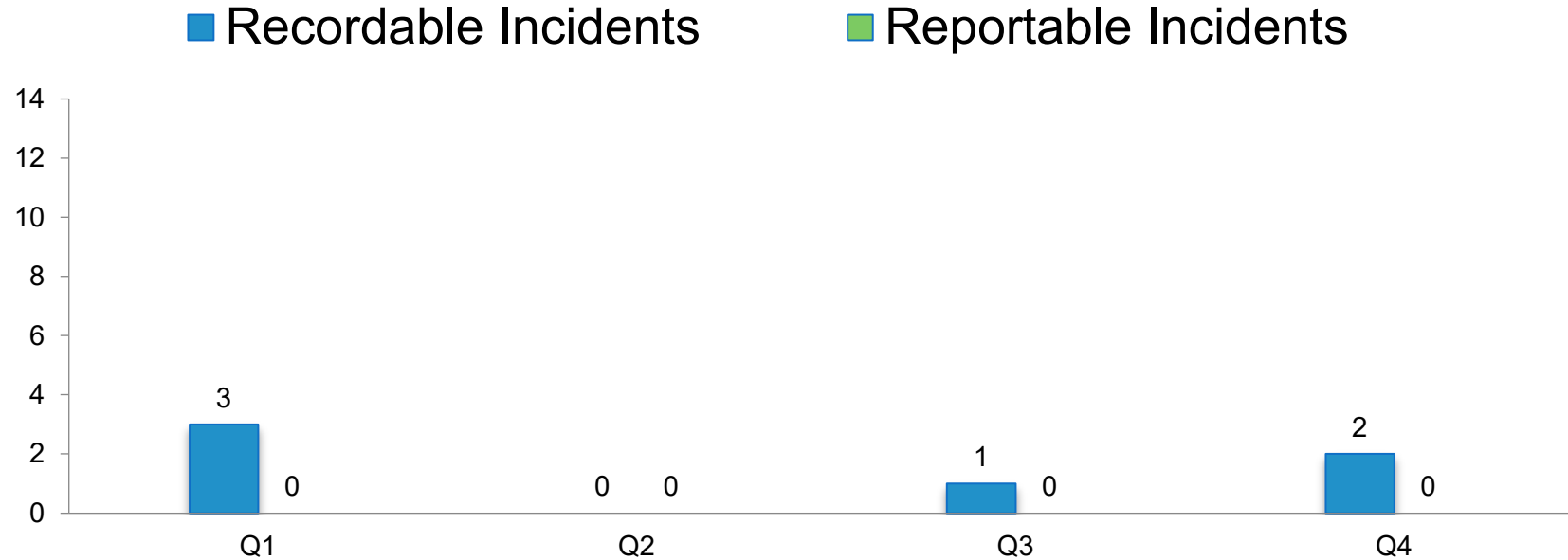
SAFETY SUPPORT TICKETS FY 2022-2023



Incident Data

FY 2022/2023

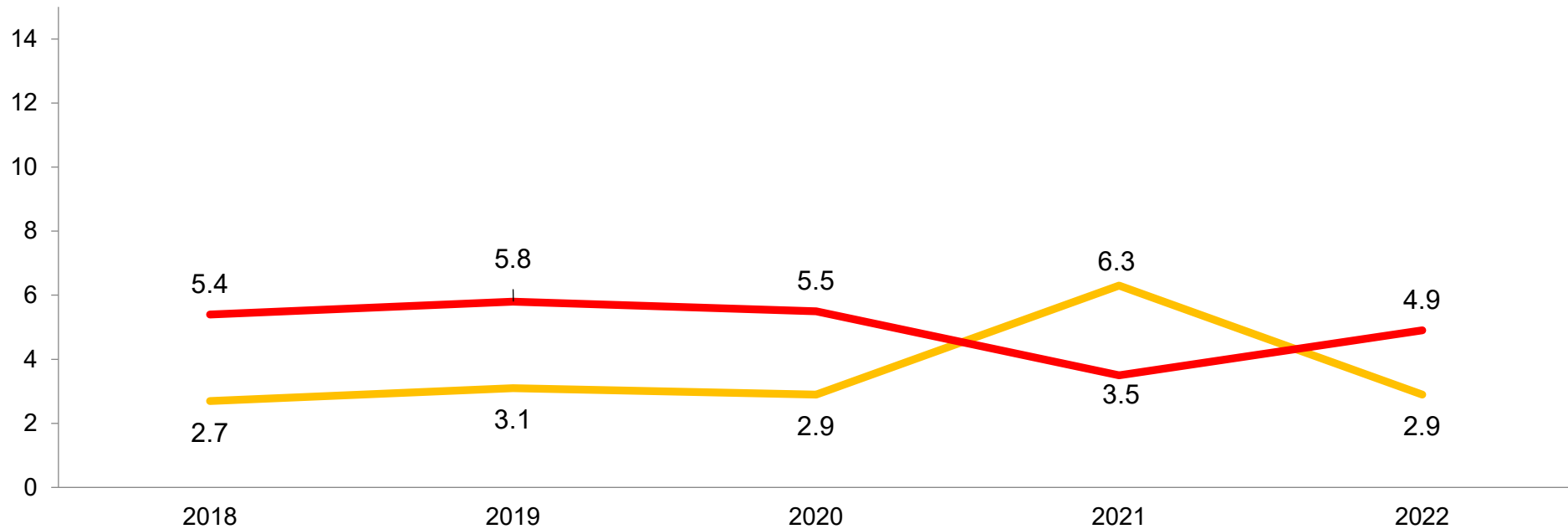
July 1, 2022 to June 30, 2023



Recordable Incident Status

2018 - 2022: 5 Year Comparison (Calendar Year)

— Agency Incident Rate — Industry Standard Rate



Safety Metrics - Lagging Indicators

(Calendar Year)

| Indicator/ Formula | Source | 2021 | 2022 | Standard measures |
|---|-----------|------|------|----------------------|
| Recordable Incident Rate IR (running IR) Total# Injuries x 200K / Hrs. Worked | Cal-OSHA | 6.3 | 2.9 | 4.9 |
| Lost Workday Case (LWC) Rate Total LWC x 200K / Hrs. Worked | Cal-OSHA | 2.9 | 1.0 | 1.6 |
| Severity Rate Total Lost Days/ Total no. of recordable cases | Cal-OSHA | 3.2 | 30 | ~4.4 |
| Experience Modifier (X-Mod-annual rate) | JPIA | 0.65 | 1.0 | <1.0 ideal |
| Citations issued | SCV Water | 0 | 0 | 0 ideal |

Safety Metrics - Leading Indicators

| Leading Indicator | FY 22/23 Q1 | FY 22/23 Q2 | FY 22/23 Q3 | FY 22/23 Q4 | Totals |
|--|-------------------|-------------------|-------------------|-------------------|------------|
| Safety Meetings: tailgates, committee meetings, pre-construction meetings | 61 | 64 | 65 | 65 | 255 |
| Safety inspections (internal): monthly life safety equipment checks | 42 | 42 | 42 | 42 | 168 |
| Management Participation: Safety Committee meetings, audits | 6 | 5 | 5 | 5 | 21 |

Vehicle Safety Metrics

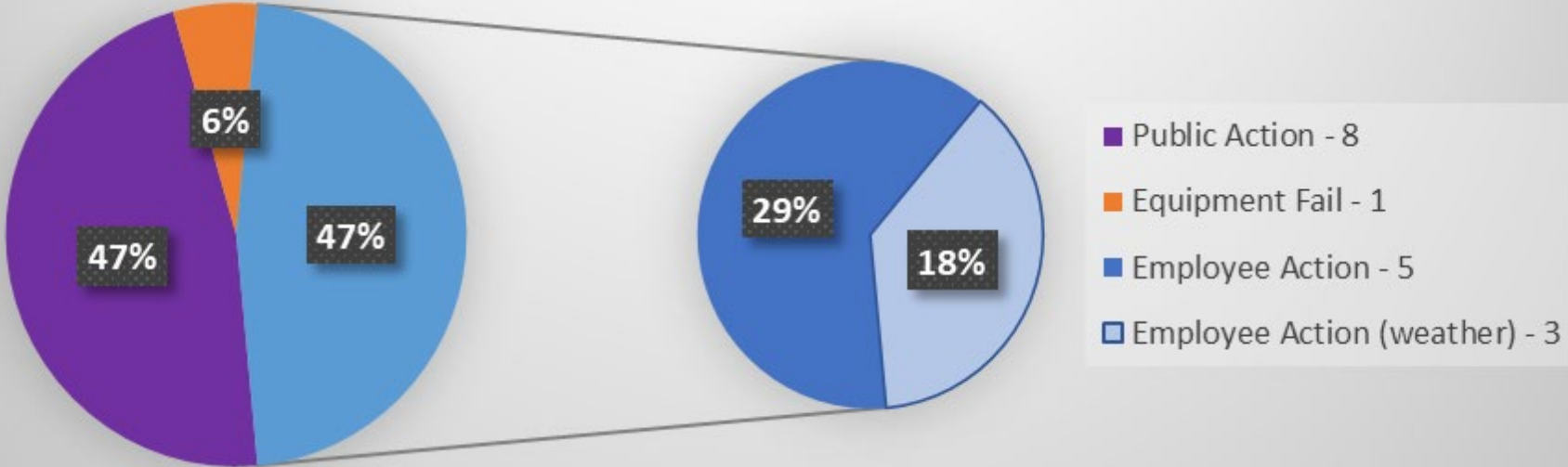
| Indicator | FY 22/23 Q1 | FY 22/23 Q2 | FY 22/23 Q3 | FY 22/23 Q4 | Totals |
|---|-------------------|-------------------|-------------------|-------------------|--------------|
| Vehicle related training sessions: Quarterly Driver Observation Training, Backing Safety, online training, tailgates | 13 | 13 | 14 | 8 | 48 |
| Vehicle related incidents (employee injuries) | *5(0) | *5(0) | *4(0) | *3(0) | 17(0) |

***ACTIONS TAKEN:**

Vehicle and driving safety tailgate meetings; discussed awareness and defensive driving with staff; assigned driving/safe backing/sharing the road courses in Vector Solutions.



Vehicle Incidents FY 2022-2023



The background features a white central area framed by curved, overlapping bands of dark blue and light green. The top and bottom edges are defined by these bands, which curve inward from the corners. The text is centered in the white space.

THANK YOU!