



Self-Guided Landscapes Tour

Eileen M. Newhall, CA

Favorite Plant: The Fringe Flower (*Loropetalum chinensis*) is evergreen, very heat-tolerant and, once established, is drought-tolerant. It's virtually maintenance free; I prune it a few times a year to get the free-form shape I want. Chaste Trees (*Vitex agnus-castus*) have a beautiful multi-trunk spread with clusters of lilac-like blooms at the ends of the branches. It is deciduous.



Project Size / Amount of Grass Removed:

We removed about 1,900 square feet of grass, including the grass on our parkway.

Materials Used: We used a wide variety of plants and materials including plants native to both California and Australia: Kangaroo Paw (*Anigozanthus*), Breath of Heaven (*Coleonima pulcillum 'Gold Sunset'*), Little Becca Flax Lily (*Dianella caerulea*), Fortnight Lily (*Dietes grandiflora*), Gazania (*Gazania hybrids: 'Trailing Yellow', 'New Day', 'Yellow', 'Kiss', 'Aztec Queen'*), Myoporum (*Myoporum parvifolium 'Prostratum'*), Tasman Flax Lily (*Dianella tasmanica*), Iceberg roses (*Rosa 'Iceberg'*), Carpet amber roses (*Rosa 'Flower Carpet Amber'*), Rosemary (*Rosmarinus officinalis 'Prostratus'*), Germander Sage (*Salvia chamaedryoides*), Star Jasmine (*Trachelospermum jasminoides*), Society Garlic (*Tulbaghia violacea 'variegata'*), Society Garlic Silver Lace (*Tulbaghia violacea 'Silver Lace'*) and Verbena (*Verbena*). The stone we used to create the steps and the path is called Indiana Stone, and we put gravel between the stones to keep the look very natural.

What I like most about my updated landscape: I love the steps up to the path and the path through the yard. Even though the yard is small, the path makes it feel much bigger. We placed a gliding bench under our Carrotwood tree (*Cupaniopsis anacardioides*). It's nice to sit out there with a glass of wine. I also love the color scheme. My designer was able to create a beautiful, colorful landscape without using a single cactus.

What I learned while completing my project: Use trained professionals to design and install your new yard. My landscape designer, Marybeth Jacobsen of Songbird Sustainable Garden Design, was fun to work with and extremely knowledgeable about plants that would thrive in Santa Clarita. She included plants in the design that I would not have known to use. She provided a "blueprint" for the installer to follow and gave me everything I needed to complete the application for the CLWA. Her fee was very reasonable. The installation of both the hardscape and landscape was done by David Fradkoff of David's Landscaping. He did an amazing job of removing the grass completely, enriching the soil, installing an underground drip system, and putting in the plants, steps, and path according to Marybeth's design (the two had never worked together before). The proof of the importance of using professionals is in how beautifully our yard has filled in with no loss of plants as of 8 months later.

Before






After



Self-Guided Landscapes Tour

Plant List

		
<p><i>Rosmarinus officinalis</i> 'Prostratus' Rosemary</p>	<p>Verbenaceae Verbena</p>	<p><i>Dianella tasmanica</i> Tasman Flax Lily</p>
		
<p><i>Tulbaghia violacea</i> 'variegata' Society Garlic</p>	<p><i>Salvia chamaredioydes</i> Germander Sage</p>	<p><i>Coleonima pulchellum</i> 'Gold Sunset' Breath of Heaven</p>
		
<p><i>Geranium incanum</i> Sugar Plum Geranium</p>		