


EVOLUTION OF WATER RESOURCES

SCV Water Special Board Meeting Strategic Planning Workshop

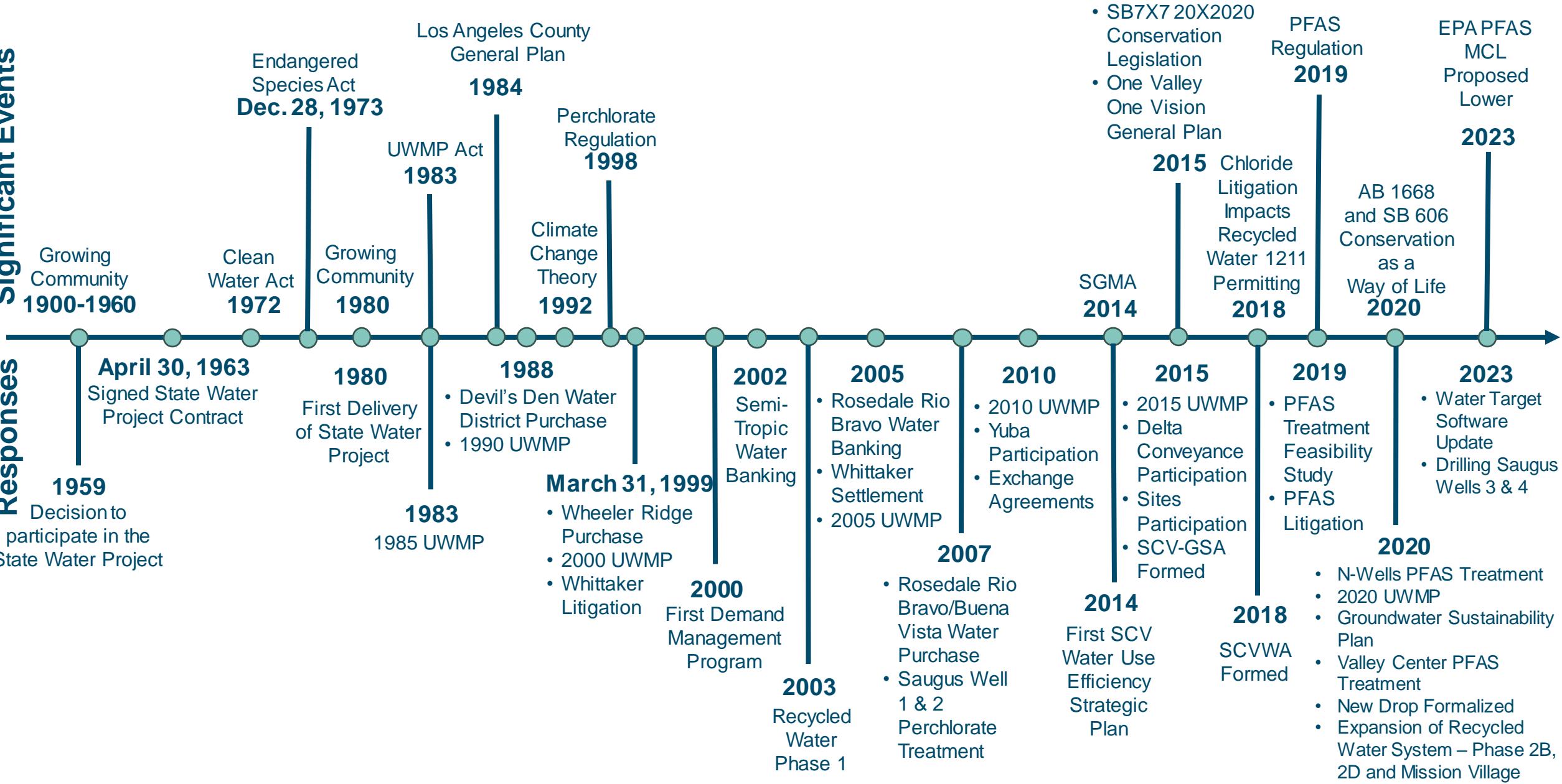
September 7 and 8, 2023



EVOLUTION OF WATER RESOURCES IN THE SCV

Significant Events

Responses

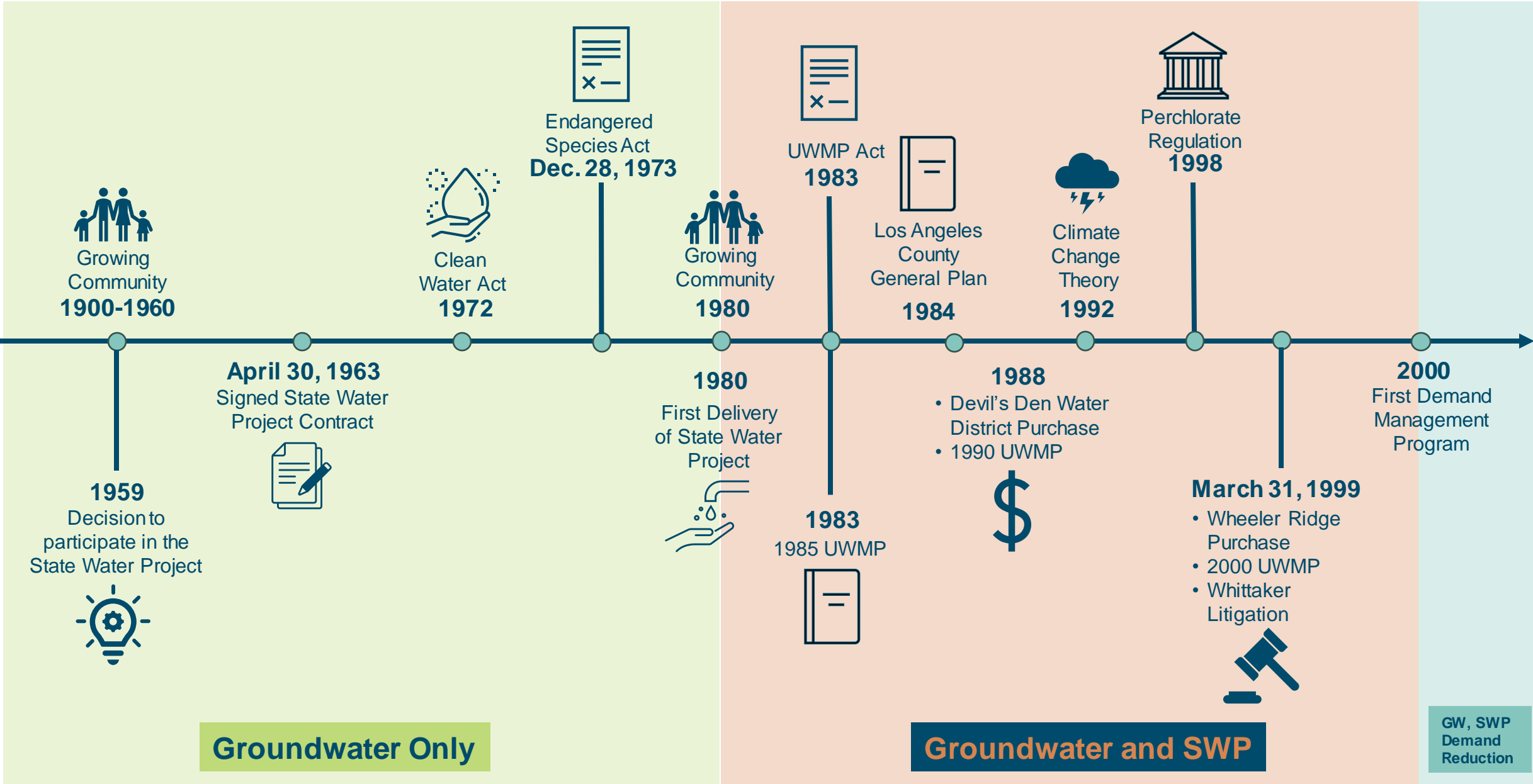


EVOLUTION OF WATER RESOURCES IN THE SCV | 1900-2000

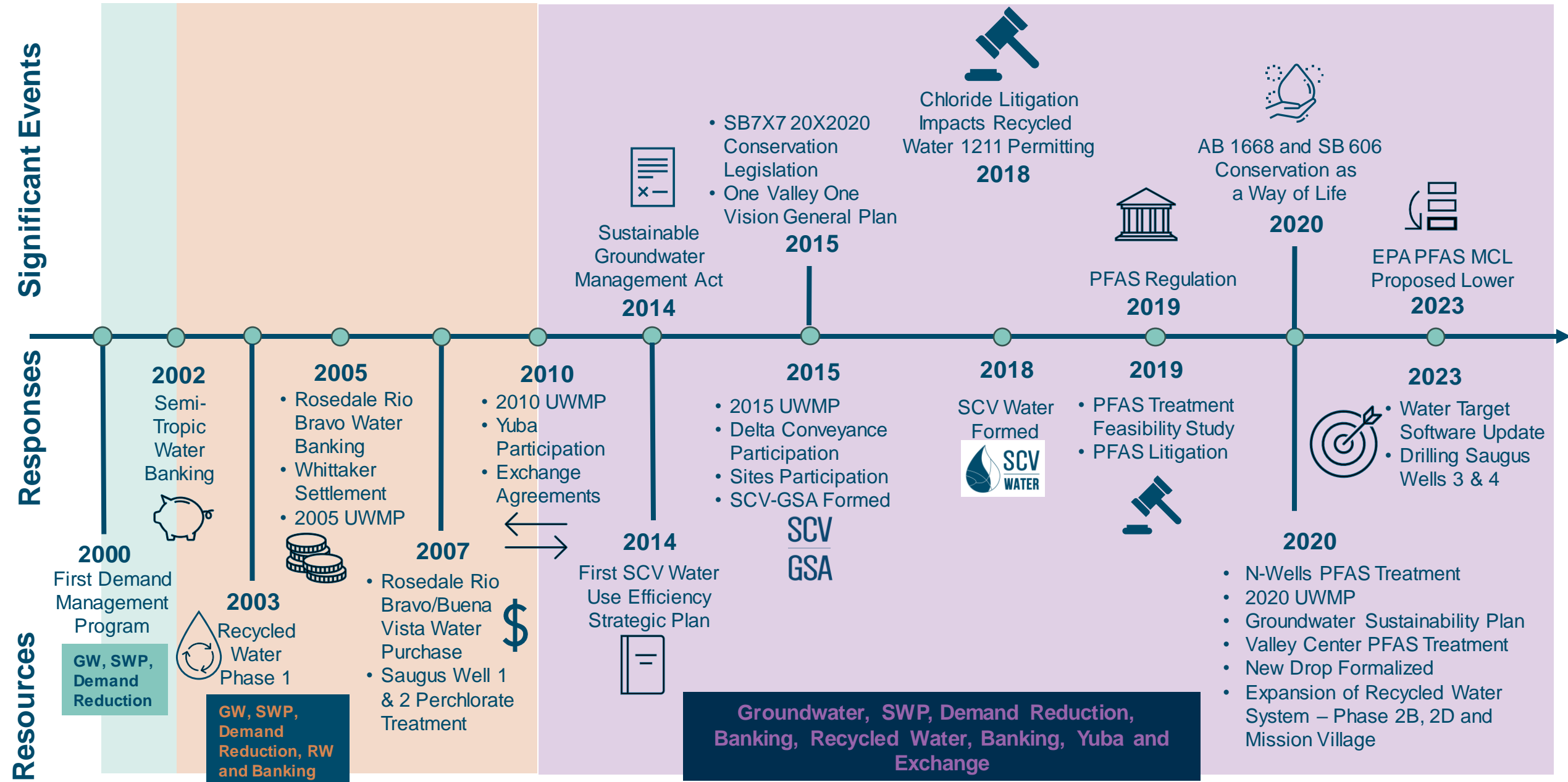
Significant Events

Responses

Resources



EVOLUTION OF WATER RESOURCES IN THE SCV | 2000-2023



Year

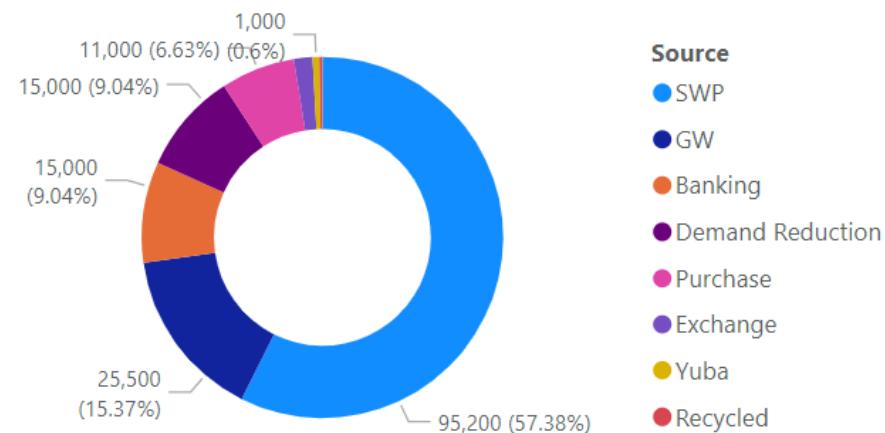
1960 2023



EXISTING SUPPLIES

Supply Portfolio to Date by Source

Year	Source	Volume Impact to Portfolio (AF)	Cumulative Available Supplies (AFY)	Description
1960	GW	40,000	40,000	Local Groundwater
1980	SWP	41,500	81,500	First Delivery of SWP
1988	SWP	12,700	94,200	Devil's Den Water District Purchase Addition to Table A (12,700 AF)
1999	GW	-7,500	127,700	Perchlorate Impact to Groundwater
1999	SWP	41,000	135,200	Wheeler Ridge Purchase Addition to Table A (41,000 AF)
2002	Banking	5,000	132,700	Semi-Tropic Water Banking
2003	Recycled	450	133,150	Recycled Water-Phase 1
2005	Banking	10,000	143,150	Rosedale Rio Bravo Water Banking
2007	Purchase	11,000	154,150	Rosedale Rio Bravo/Buena Vista Water Purchase
2008	Yuba	1,000	155,150	Yuba Participation
2011	GW	3,000	158,150	Saugus Well 1 & 2 Perchlorate Treatment
2019	Exchange	2,750	160,900	2 for 1 Exchange Agreements AVEK/UWCD
2019	GW	-17,500	143,400	PFAS Impact to Groundwater
2020	Demand Reduction	15,000	158,400	20X2020 Demand Reduction
2021	GW	4,500	162,900	N-Wells PFAS Treatment
2022	GW	1,500	164,400	Valley Center Well PFAS Treatment
2023	GW	1,500	165,900	Q-2 Perchlorate Treatment



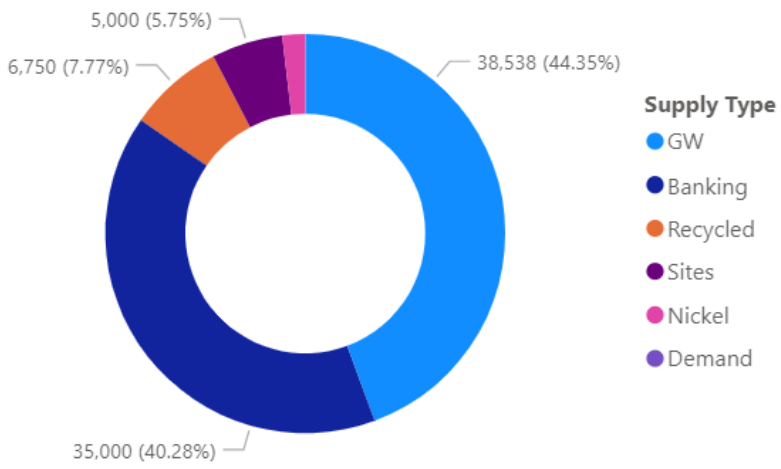
Filters

ANTICIPATED FUTURE SUPPLIES



Year	Source	Upcoming Supplies (AF)	Cumulative Future Supplies (AFY)	Description
2024	GW	2,500	2,500	Santa Clara & Honby PFAS Treatment
2025	GW	2,500	5,000	V-201 Perchlorate & VOC Treatment
2025	GW	3,000	8,000	S-Wells PFAS Treatment
2025	GW	5,000	13,000	Saugus Well 3 & 4 Dry Year Program
2025	Recycled	1,500	14,500	Expansion of Recycled Water System - Phase 2B, 2D and Mission Village
2026	GW	2,500	17,000	V-205 Perchlorate & VOC Treatment
2027	Recycled	750	17,750	Expansion of Recycled Water System - Phase 2C
2030	Demand	-15,000	20,750	AB 1668 and SB 606 Conservation As a Way of Life
2027	GW	3,000	20,750	T & UWells PFAS Treatment
2031	GW	3,000	23,750	Additional Wells PFAS Treatment
2032	Sites	5,000	28,750	Sites Participation
2028	Banking	10,000	30,750	Expansion of Return Capacity RRB
2030	GW	5,000	35,750	Saugus Well 5 & 6 Dry Year Program
2033	Banking	20,000	48,750	Additional Groundwater Banking AVEK/Aquaterra
2035	GW	5,000	53,750	Saugus Well 7 & 8 Dry Year Program
2035	GW	7,038	60,788	Newhall Ranch Conversion of Ag to Urban Pumping
2035	Nickel	1,607	62,395	Newhall Ranch Nickel Water
2035	Banking	5,000	67,395	Newhall Ranch Semi-Tropic Banking
2035	Recycled	4,500	71,895	Newhall Ranch Recycled Water

Future Supply Portfolio (AF)



Total Anticipated New Supplies by **2035**

71,895

CHALLENGES VS. OPPORTUNITIES

Challenges	Action Opportunities
<ul style="list-style-type: none">- Climate Variability- Environmental Regulations- Drinking Water Regulations- Financial	<ul style="list-style-type: none">- Perchlorate & VOC Treatment- PFAS Treatment- Expansion of Banking Programs- Expansion of Recycled Water System- Enhancing local Groundwater Recharge- Conservation as a Way of Life Strategic Plan- Saugus Dry Year Program- Resiliency Planning/GoldSIM- UWMP- Newhall Ranch Water Supply Portfolio- Sites Reservoir- Delta Conveyance