

ABOUT THE DROUGHT

STATUS OF DROUGHT RESPONSE AND PERFORMANCE

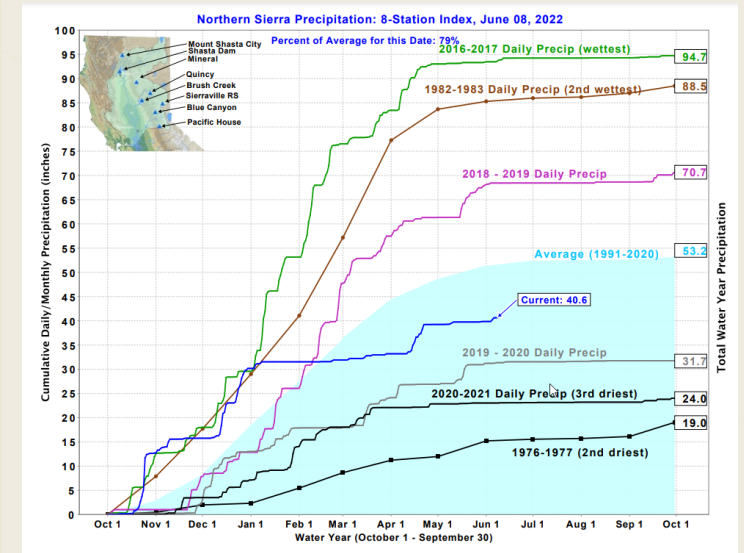
MATTHEW DICKENS, MPA
SUSTAINABILITY MANAGER



Water Resources and Watershed Committee
June 8, 2022
Item No. 5.2

PRESENTATION OVERVIEW

1. REGULATORY STATUS
2. SCV WATER DROUGHT READY
3. DEMAND PERFORMANCE
4. NEXT STEPS
5. Q&A



Northern Sierra Precipitation Index (6/8/2022)





REGULATORY STATUS

STATE & LOCAL

REGULATORY UPDATES

➤ GOVERNOR EMERGENCY DECLARATIONS

- April 21, 2021 (2 Counties)
- May 10, 2021 (Extended to 41 Counties)
- July 9, 2021 (Extended to 50 Counties & 15% Voluntary Conservation v. 2020)
- September 21-22 (State Water Resources Control Board Monthly Reporting)
- October 19, 2021 (Drought Emergency Extended to Include All Counties)
- January 4, 2021 (SWRCB Adopts Emergency Regulations)
- March 28, 2022 (Executive Order N-7-22)
- **May 24, 2022 (SWRCB Adopted Emergency Regulations No. 2022-0018)**



➤ SCV WATER – WATER SHORTAGE CONTINGENCY PLAN/WATER CONSERVATION AND WATER SUPPLY SHORTAGE ORDINANCE

- **April 26, 2022 (SCV Water Enacts Stage 2 WSCP and Ordinance)**
- 11/16/2021 (SCV Water Enacts Stage 1 WSCP and Ordinance)
- Conservation Program Uptake Increasing
- Drought Communication & Engagement Enhancements





SCV WATER DROUGHT READY

DROUGHT RESPONSE & COMMUNITY LEADERSHIP

SCV WATER – WSCP & ORDINANCE

**WSCP Level 2 Strategy
Moderate Shortage**



**DROUGHT
READY SCV**

WSCP STAGE 2- DROUGHT PROGRAMS

Conservation Programs:


- Lawn Replacement Rebates
- Drought Ready Check-Ups
- Smart Controller Rebates
- HELP Rebates (HE Irrigation Improvements)
- Drip Conversion Rebates
- Irrigation Check-Ups
- Online Workshops
- Education Classes



WSCP STAGE 2 – WATER WASTE RESTRICTIONS

Restrictions:

- Allowing Runoff
- Washing cars without hose nozzle
- Using water to wash down sidewalks, driveways, and hardscapes
- Irrigating during and within 48 hours of measurable rain (.25 inch)
- Using fountains without recirculating pump
- Watering turf on public medians



WSCP STAGE 2 – WATERING RESTRICTIONS

Restrictions:

- **Limits on Watering Days to 3 Day per Week Watering**
 - Odd Addresses (M,W,F)
 - Even Addresses (T,Th,Sun)
 - No Watering on Saturdays
- **Limits on Watering Station Run Times (Duration)**
 - Two 5-minute cycles (10 minutes max)
- **Watering Times (Time of Day)**
 - Nov-Apr → 6 PM to 10 AM
 - May-Oct → 8 PM to 9 AM



WSCP STAGE 2 – RESTRICTIONS

WATERING DAYS

DUE TO SEVERE DROUGHT, NEW WATER-SAVING REQUIREMENTS ARE NOW IN EFFECT



ODD ADDRESSES

Monday
Wednesday
Friday

EVEN ADDRESSES

Tuesday
Thursday
Sunday

No watering on Saturday


IRRIGATION RUN TIMES

Two 5-minute cycles per zone
(10 minutes max per day)

TIME OF DAY TO IRRIGATE

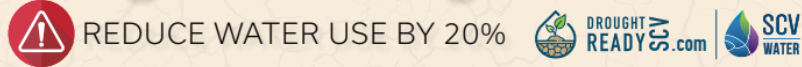
May to October: Midnight to 9 a.m.
and/or 8 p.m. to Midnight

Visit DroughtReadySCV.com for water-saving tips and more!



WSCP STAGE 2 – STAGE 2 DROUGHT BULLETIN

Stage 2 Drought Bulletin



DROUGHT CONDITIONS PERSIST IN CALIFORNIA WITH NO END IN SIGHT! Snowfall, precipitation, and reservoir levels are below average, and the State Water Project water allocation was lowered to 5% of contract for the second year in a row. In response, Governor Newsom has declared a statewide Drought Emergency and has asked all Californians to reduce water use.

SCV WATER HAS SUPPLIES TO MEET DEMANDS, BUT NOT A DROP TO WASTE! While SCV Water has prepared for consecutive dry years by banking unused supplies during wet years, we are now accessing our critical dry year supplies to meet customer demands. Every gallon we conserve today is a gallon that we can depend on tomorrow.

WATER WASTE IS PROHIBITED AND IRRIGATION WATERING RESTRICTIONS ARE NOW IN EFFECT. To encourage water conservation and to help stretch our banked supplies, on April 26, 2022 the SCV Water Board of Directors enacted Stage 2 of our Water Shortage Contingency Plan (yourSCVwater.com/wscp) and Water Conservation and Water Supply Shortage Ordinance (bit.ly/SCVwaterShortageOrdinance).

PROHIBITED MEASURES

- Water running off property (onto sidewalks, roads, parking lots, etc.)
- Washing vehicles with a hose not equipped with a shut-off nozzle
- Using potable water to wash down driveways and sidewalks
- Using outdoor irrigation during and 48 hours following measurable rain
- Irrigating public turf medians with potable water

WATERING RESTRICTIONS

- Water landscapes no more than 3 times per week
- Water landscapes only between midnight to 9 a.m. and/or 8 p.m. to midnight (May through October) for no more than 5 minutes per irrigation zone and/or no more than 10 minutes total on designated watering days

VIOLATIONS & PENALTIES

SCV Water's conservation goals focus on education and engagement. We encourage customers to take immediate action to eliminate water waste and to reduce irrigation use to avoid penalties.

Violations of any of the prohibited actions could constitute a fine of up to a maximum of \$500 per day, per violation. The first violation is a warning. Future violations may initiate additional notices and fines.

YOUR GO TO RESOURCE FOR ALL THINGS DROUGHT

Visit DroughtReadySCV.com to find water saving-resources, rebates and tips for your business and home.



OUTDOOR WATERING IS LIMITED TO NO MORE THAN 3 TIMES PER WEEK.

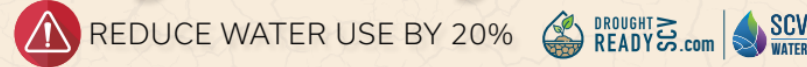
ODD ADDRESSES	EVEN ADDRESSES
Monday	Tuesday
Wednesday	Thursday
Friday	Sunday

No watering on Saturdays.

- **Irrigation Run Times** are two 5-minute cycles per zone (10 minutes max per day)
- **Time of Day to Irrigate**
 - May-Oct → midnight to 9 a.m. and/or 8 p.m. to midnight.

Adjust your watering schedules today!

Stage 2 Drought Bulletin



REDUCE WATER USE: DO YOUR PART TO SAVE

Using water wisely is a way of life in California and the Santa Clarita Valley. The State is in the midst of an extreme multi-year mega drought, and we don't have a drop to waste.

REBATES - Bit.ly/SCVRebatePrograms

Take advantage of these rebates to upgrade your yard and irrigate your landscape more effectively.

- Lawn Replacement Program.** Our program offers \$3 per square foot of living grass removed, and more flexibility to mix, match and stack additional incentives to enhance your project.
- Irrigation Control.** Get rebates for smart irrigation controllers and soil moisture sensors.
- Irrigation Efficiency.** Find irrigation and pressure regulation incentives as well as rain barrel and pool cover rebates.

WATER-SAVING TIPS

Take 10 minutes to check your home or business for water-saving opportunities.

INDOORS

- Replace leaking toilet flappers.
- Install water-saving showerheads & faucets.
- Use only full loads for dishwashers and clothes washers.
- Collect shower "warm up" water to use on plants.

OUTDOORS

- Check for leaks. Sprinklers and pipes can break.
- Adjust your sprinklers to water plants, not the pavement.
- Convert lawns to water-wise landscaping.
- Convert sprinklers to drip irrigation for shrubs and plants.
- Mulch around plants.

FREE CONSERVATION RESOURCES

Drought Ready Home Check-up

- Looks at your outdoor water use, leak detection and opportunities to increase irrigation performance.
- Only outdoor areas inspected (i.e. landscaped areas, garage, porch).
- Call to schedule (888) 987-9473

WaterWise Consulting, Inc.
Bit.ly/DroughtReadyHomeCheckup

Irrigation Efficiency Rebates

- Upgrade existing irrigation equipment to drip irrigation and high-efficiency sprinkler nozzles to water your landscape more efficiently. Drip irrigation directly applies water to individual plants, while high-efficiency sprinkler nozzles apply water at a rate of less than 1" per hour to turf grass.

Bit.ly/IrrigationEfficiencyRebates

Online WaterSmart Workshop

- Information on drought, how to become more efficient with home water use, how to read and analyze your water bill and how to save water inside and outside.
- You will earn a \$20 credit on your water bill within 90 days of completion.

WaterSmartWorkshop.com

REPORT WATER WASTE



QUESTIONS?

conservation@scvwa.org
or call us at
(661) 294-0828



PARA VER EL BOLETÍN DE SEQUÍA EN ESPAÑOL, VISITE DROUGHTREADYSCV.COM O HAGA CLIC EN EL CÓDIGO QR.

Thank you for doing your part to protect our most vital resource.
WE DON'T HAVE A DROP TO WASTE!



SCV WATER DEMAND PERFORMANCE

**NORMAL CONSERVATION & DROUGHT RESPONSE
TARGETS**

LOCAL WEATHER STATISTICS

LOCAL ET & PRECIPITATION

*CIMIS 204



Evapotranspiration (2022 v. 2020)

- Current Month → -2.0%%
- Year to Date → +18.9%



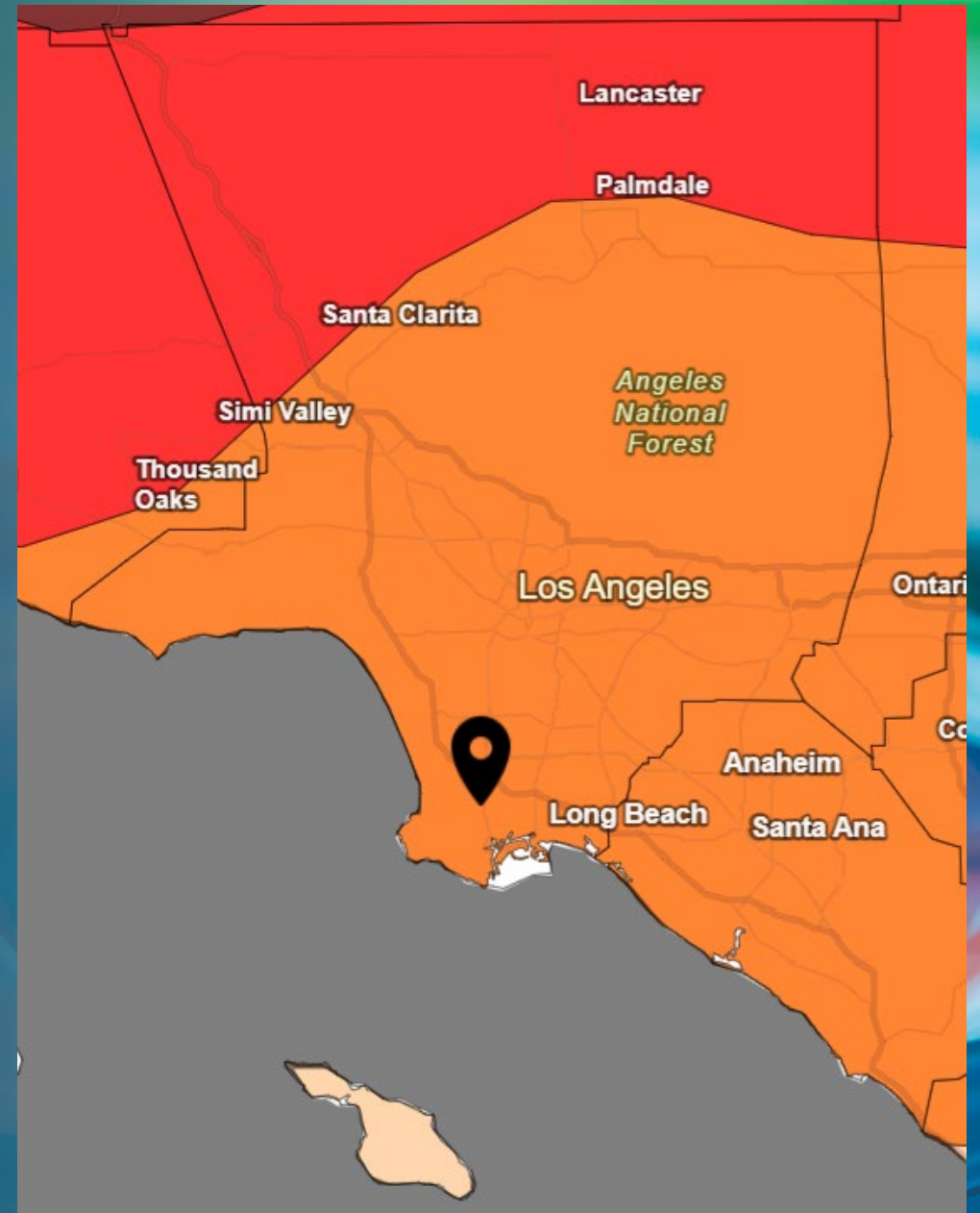
Precipitation (2022 v. 2020)

- Current Month → 0.00"
- Calendar Year to Date → -77.7%
- Water Year to Date → -12%



Temperatures (Avg. Max Air Temp)

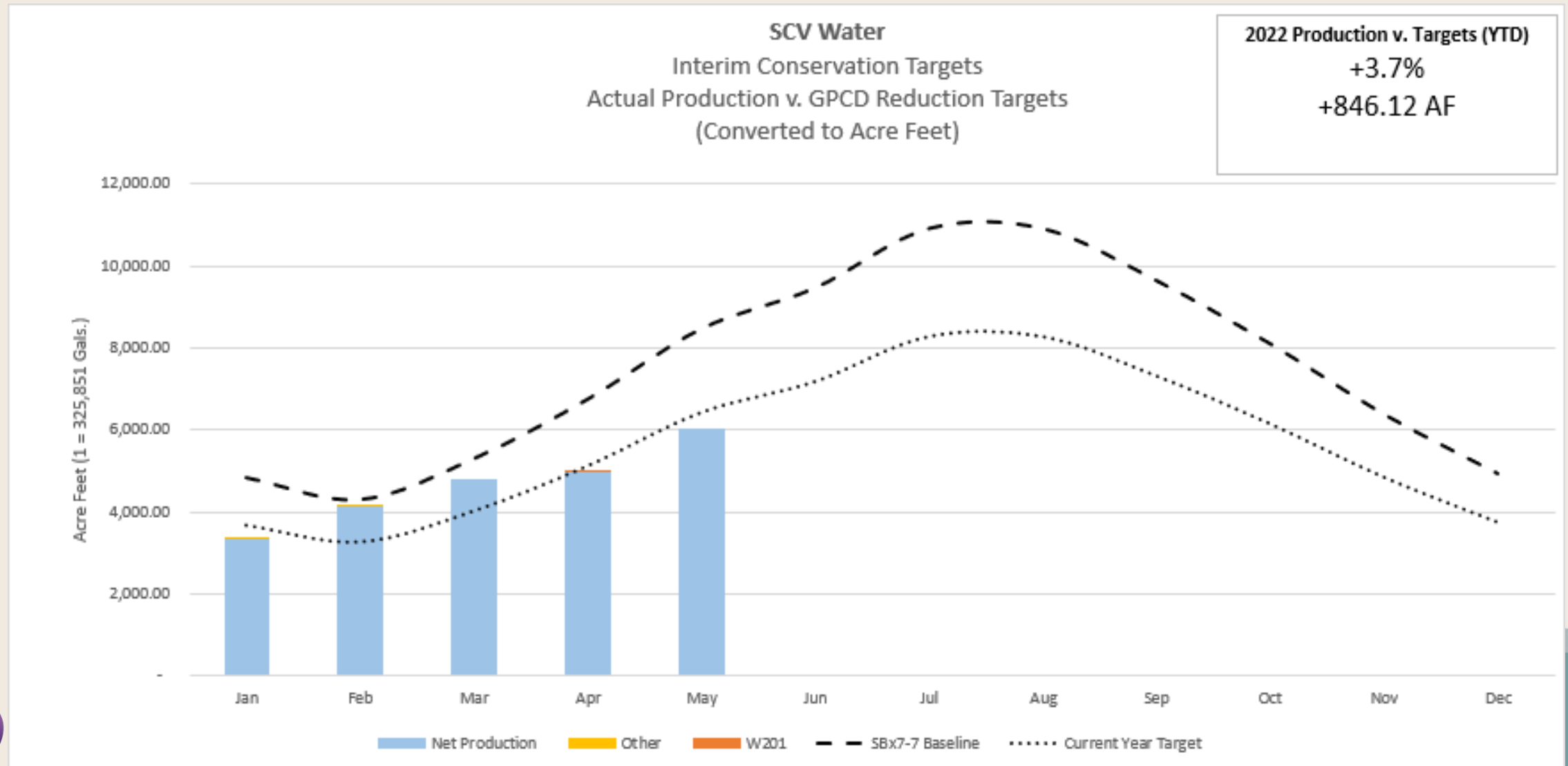
- May 2022 → 81.2
- May 2020 → 84.3



Source: [Drought.gov/states/California/county/los%20angeles](https://drought.gov/states/California/county/los%20angeles)

INTERIM CONSERVATION TARGET – PERFORMANCE

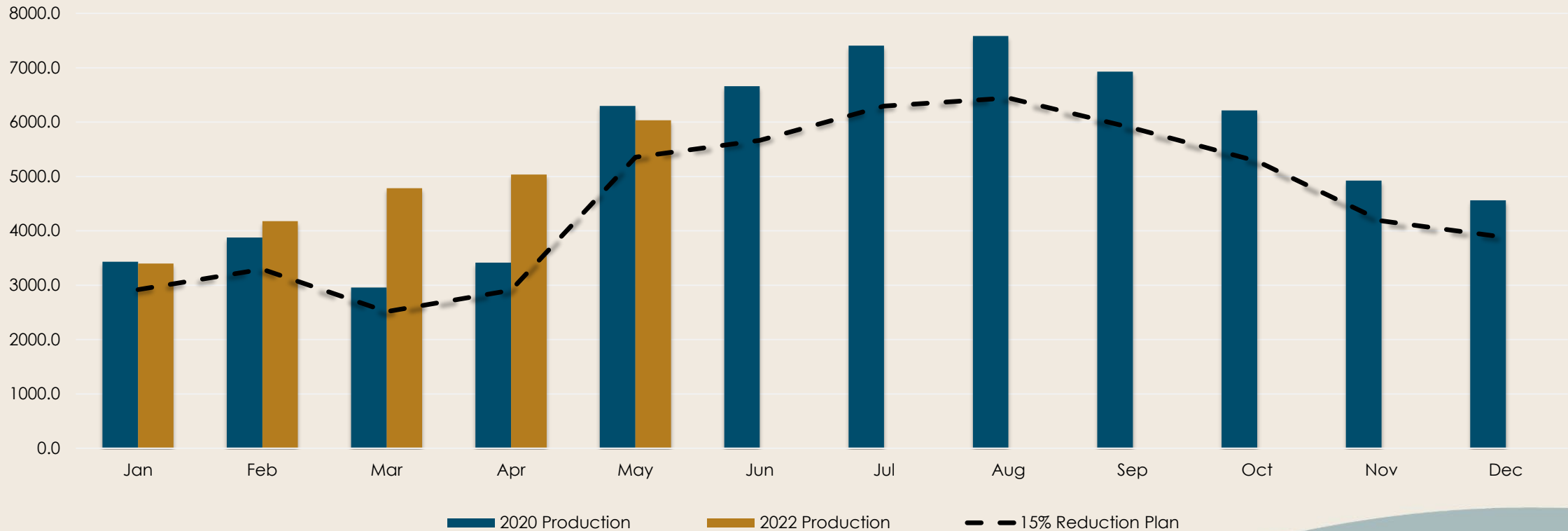
INTERIM WATER CONSERVATION TARGET (24% BY 2022)



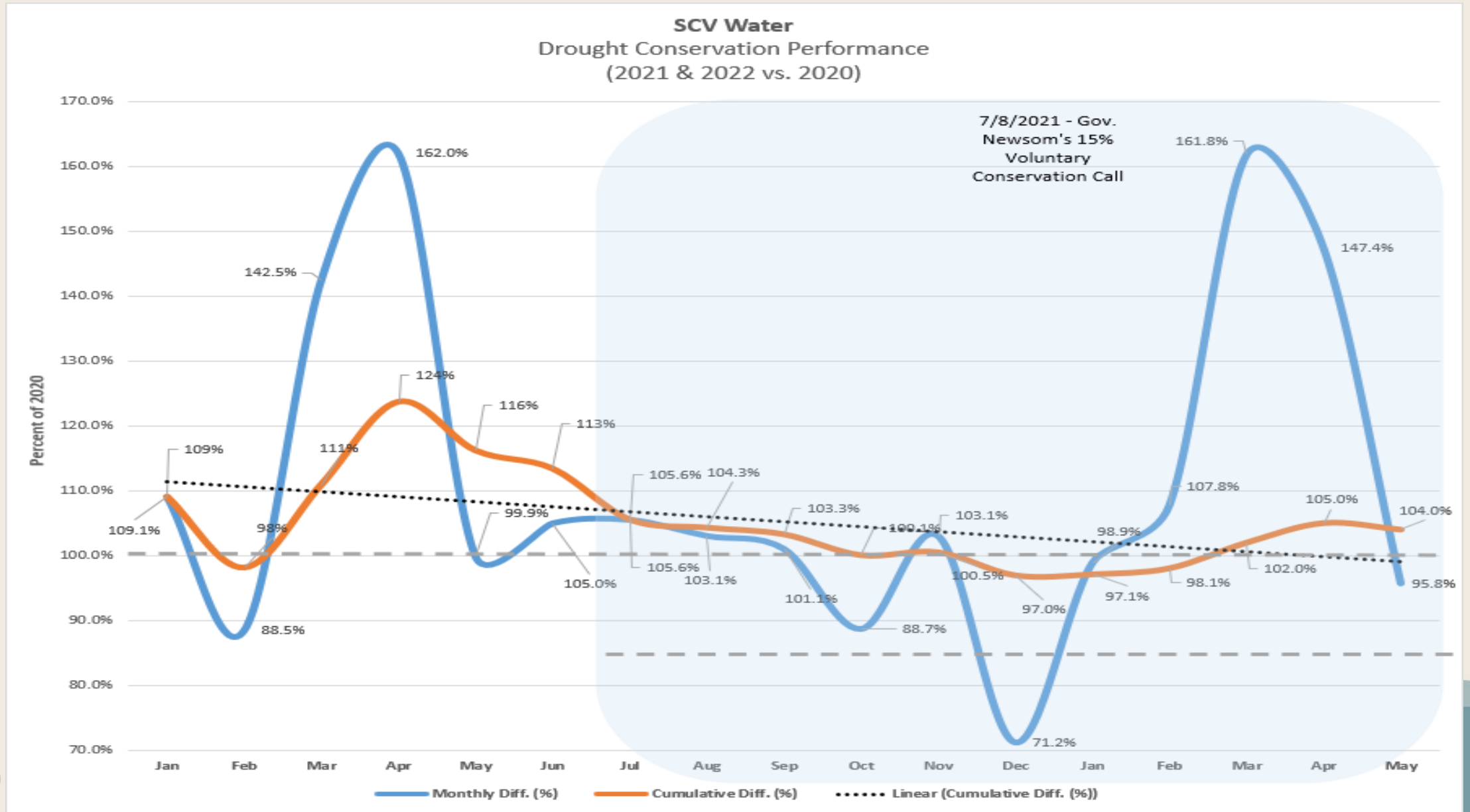
DROUGHT CONSERVATION TARGET

VOLUNTARY DROUGHT CONSERVATION TARGET (15% V. 2020)

SCV Water
Monthly Production vs. 15% Reduction Plan (Ac-ft)



DROUGHT CONSERVATION TARGET



DROUGHT CONSERVATION TARGET

SCV Water (Monthly Progress)

Progress Towards 15% Savings

Region Type: Hydrologic Region (Multiple values)

Region	February	March	April	Cumulative
Central Coast	2.5%	20.2%	19.8%	-1.6%
Colorado River	4.0%	25.7%	40.7%	3.6%
North Coast	-5.9%	-4.3%	-14.0%	-13.7%
North Lahontan	-0.3%	0.7%	-9.9%	-8.1%
Sacramento River	6.6%	14.8%	2.2%	-5.7%
San Francisco Bay	-4.2%	2.5%	0.0%	-8.4%
San Joaquin River	3.0%	13.8%	9.1%	-2.3%
South Coast	0.3%	27.0%	25.6%	0.1%
South Lahontan	-10.4%	23.4%	24.6%	-0.1%
Tulare Lake	-1.8%	7.1%	19.7%	-1.1%
Statewide	0.0%	19.0%	17.6%	-2.0%

Month	Diff. (%)	Cum. (%)
Jul.	+5.6%	+5.6%
Aug.	+3.1%	+4.1%
Sep.	+1.1%	+3.3%
Oct.	-11.3%	+0.1%
Nov.	+3.1%	+0.5%
Dec.	-29.0%	-3.0%
Jan.	-1.1%	-2.9%
Feb.	+7.8%	-1.9%
Mar.	+61.8%	+2.0%
Apr.	+47.4%	+5.0%
May	-4.2%	+4.0%

Source: State Water Resources Control Board (6/8/2022)





ACTIONS & NEXT STEPS

ON THE RADAR

ACTIONS & NEXT STEPS

- **JUNE- INCREASE IN COMMUNITY ENGAGEMENT, PERFORMANCE COMMUNICATIONS, CONSERVATION MESSAGING**
- **JUNE – LARGE MULTIFAMILY ULTRA HIGH EFFICIENCY TOILET REBATE**
- **JUNE/JULY - DROUGHT READY VIDEOS**
- **JULY/AUGUST – LAWN REPLACEMENT MARKETING PUSH**
- **CONTINUED PERFORMANCE MONITORING & ADAPTIVE MANAGEMENT**





Q&A

SCV WATER DROUGHT RESPONSE AND DEMAND PERFORMANCE