

ABOUT THE DROUGHT

STATUS OF DROUGHT RESPONSE AND PERFORMANCE

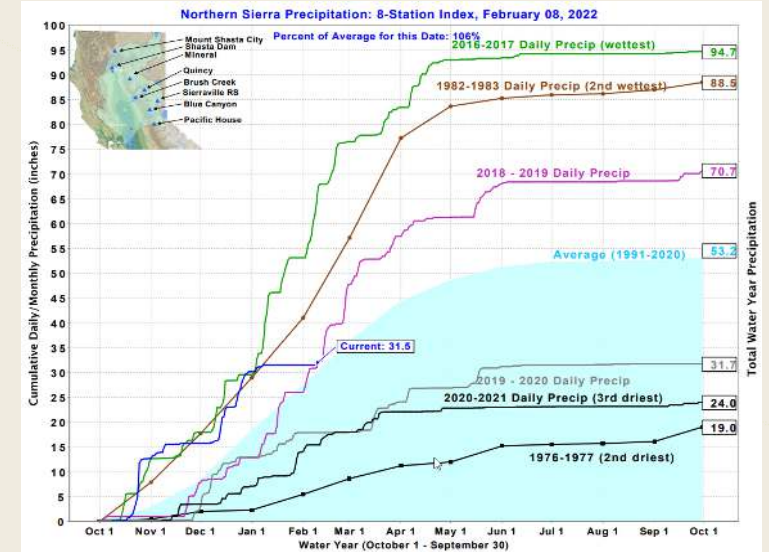
MATTHEW DICKENS, MPA
SUSTAINABILITY MANAGER



Water Resources and Watershed Committee
March 9, 2022
Item No. 6.1

PRESENTATION OVERVIEW

1. REGULATORY STATUS
2. SCV WATER DROUGHT READY
3. DEMAND PERFORMANCE
4. WATER SHORTAGE CONTINGENCY PLAN – STATUS DISCUSSION



Northern Sierra Precipitation Index (2/8/2022)





REGULATORY STATUS

STATE & LOCAL

REGULATORY UPDATES



1. GOVERNOR EMERGENCY DECLARATIONS

- a. April 21, 2021 (2 Counties)
- b. May 10, 2021 (Extended to 41 Counties)
- c. July 9, 2021 (Extended to 50 Counties & 15% Voluntary Conservation v. 2020)
- d. September 21-22 (State Water Resources Control Board Monthly Reporting)
- e. October 19, 2021 (Drought Emergency Extended to Include All Counties)
- f. **January 4, 2021 (SWRCB Adopts Emergency Regulations)**

2. SCV WATER – WATER SHORTAGE CONTINGENCY PLAN/WATER CONSERVATION AND WATER SUPPLY SHORTAGE ORDINANCE

- a. **11/16/2021 (SCV Water Enacts Stage 1 WSCP and Ordinance)**
- b. Conservation Program Uptake Increasing
- c. Drought Communication & Engagement Enhancements



DROUGHT
READY
SCV

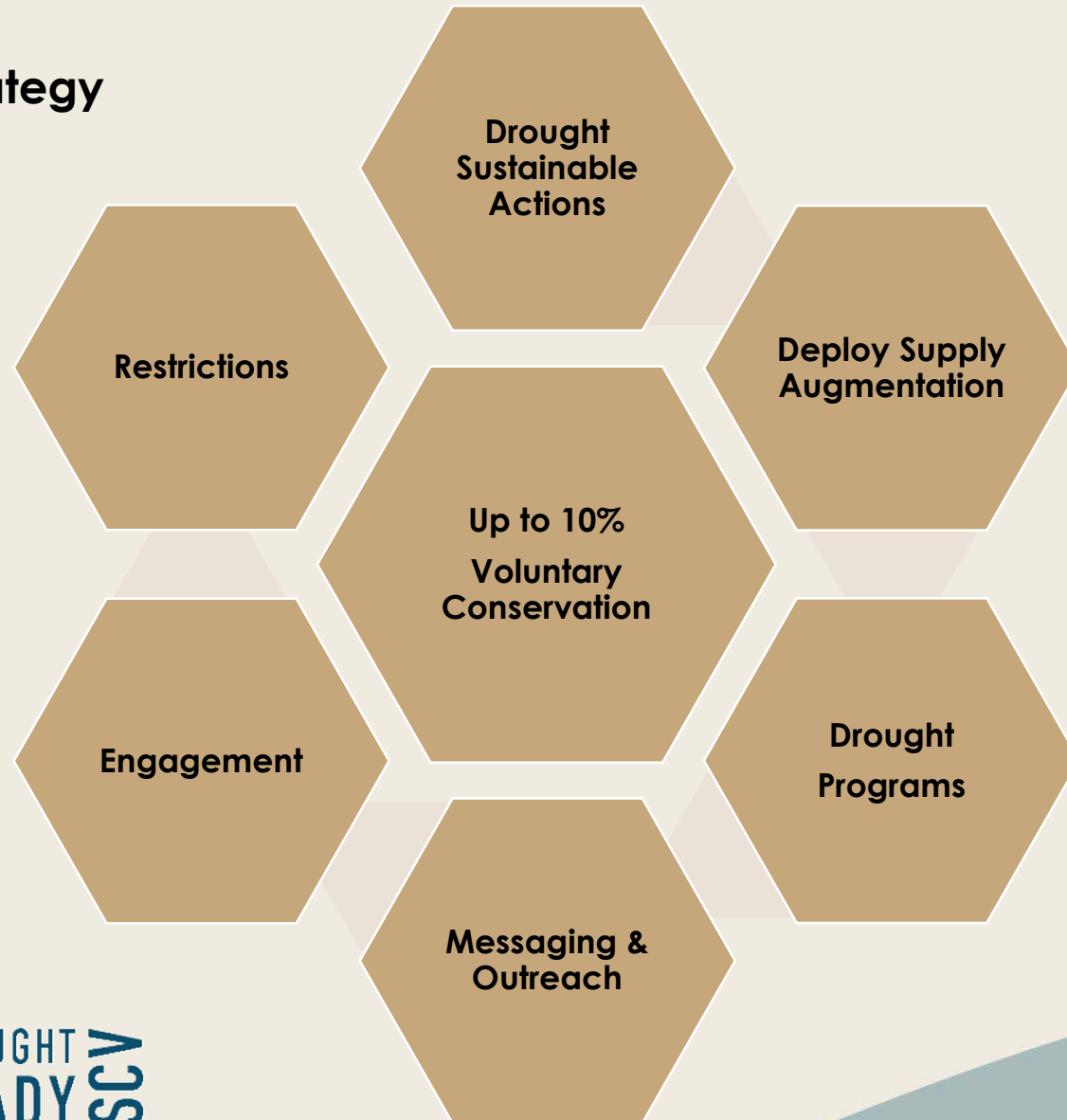


SCV WATER DROUGHT READY

DROUGHT RESPONSE & COMMUNITY LEADERSHIP

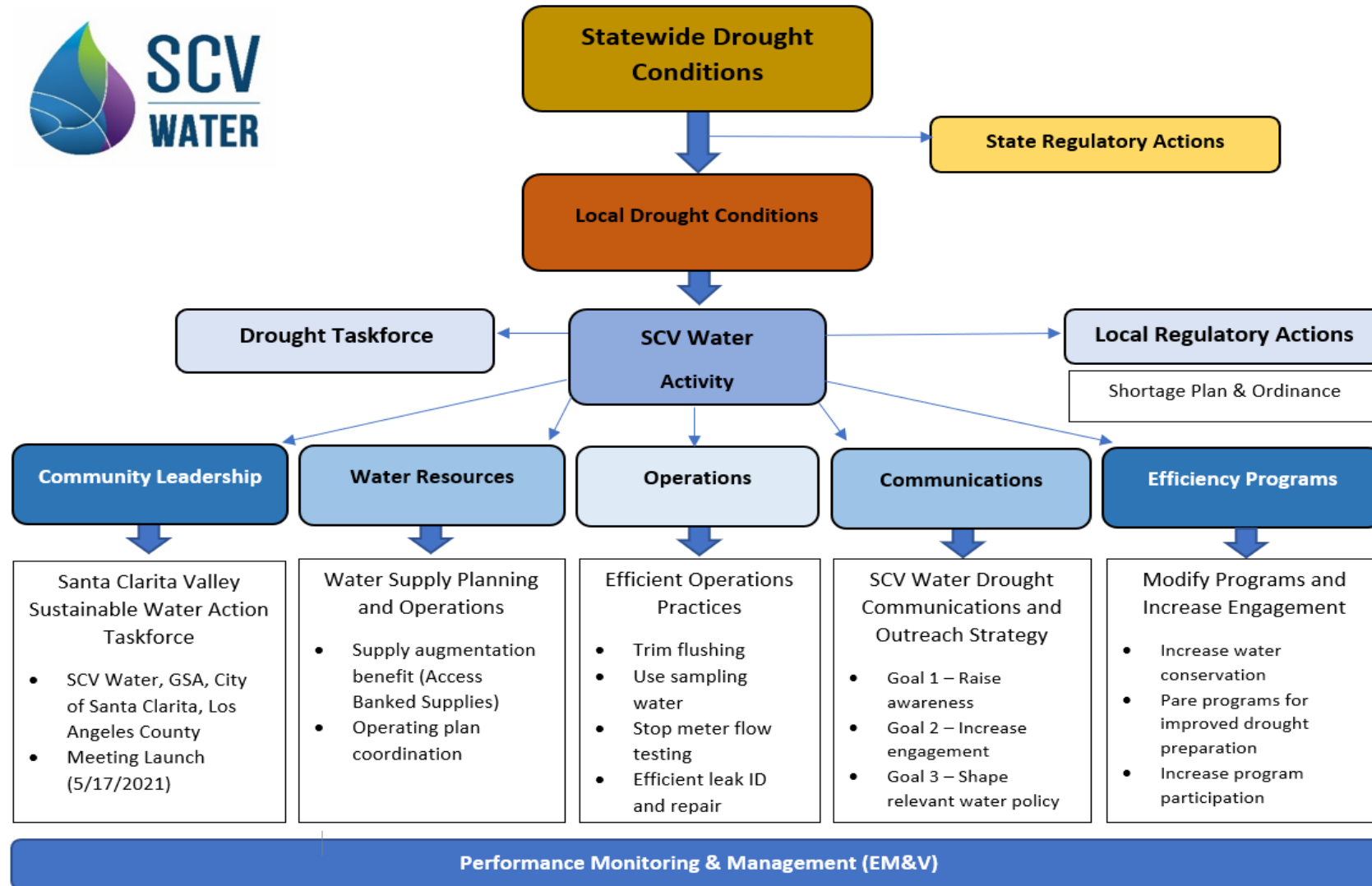
SCV WATER – WSCP & ORDINANCE

WSCP Level 1 Strategy



**DROUGHT
READY SCV**

WSCP STAGE 1 – DROUGHT SUSTAINABLE ACTIONS



WSCP STAGE 1 – DROUGHT PROGRAMS

Programs:

- Drought Ready Check-Ups
- Lawn Replacement Rebates
- Smart Controller Rebates
- HELP Rebates (HE Irrigation Improvements)
- Drip Conversion Rebates
- Irrigation Check-Ups
- Online Workshops
- Education Classes



**DROUGHT
READY SCV.COM**



Drought Ready Home Check-Up

SCV Water now offers its customers FREE Drought Ready Home Check-ups that focus on drought preparation, leak detection and irrigation performance.

Inspections include outdoor areas only (i.e. landscaped areas, garage and/or porch).

SCHEDULE YOUR FREE CHECK-UP TODAY

Call WaterWise Consulting, Inc. at (888) 987-9473

The check-up will take about one hour and includes:

- Irrigation system evaluation
- Leak inspection
- Water efficiency kit (*high-efficiency faucet aerators, showerheads, toilet flapper and leak detection tablets, automatic shutoff hose nozzles, and more. Actual products may vary.*)
- Push broom
- Shower timer
- Moisture meter
- Resources to help you prepare for continued and intensifying drought conditions

Check-ups are conducted by professional representatives trained in water use efficiency and irrigation smart practices.

For more information visit
conserve.yourSCVwater.com

Call: (661) 513-1244 | Email: conservation@scwwa.org



WSCP STAGE 1 – RESTRICTIONS

Restrictions:

- Allowing Runoff
- Washing cars without hose nozzle
- Using water to wash down sidewalks, driveways, and hardscapes
- Irrigating during and within 48 hours of measurable rain (.25 inch)
- Using fountains without recirculating pump
- Watering turf on public medians



DROUGHT
READY
SCV

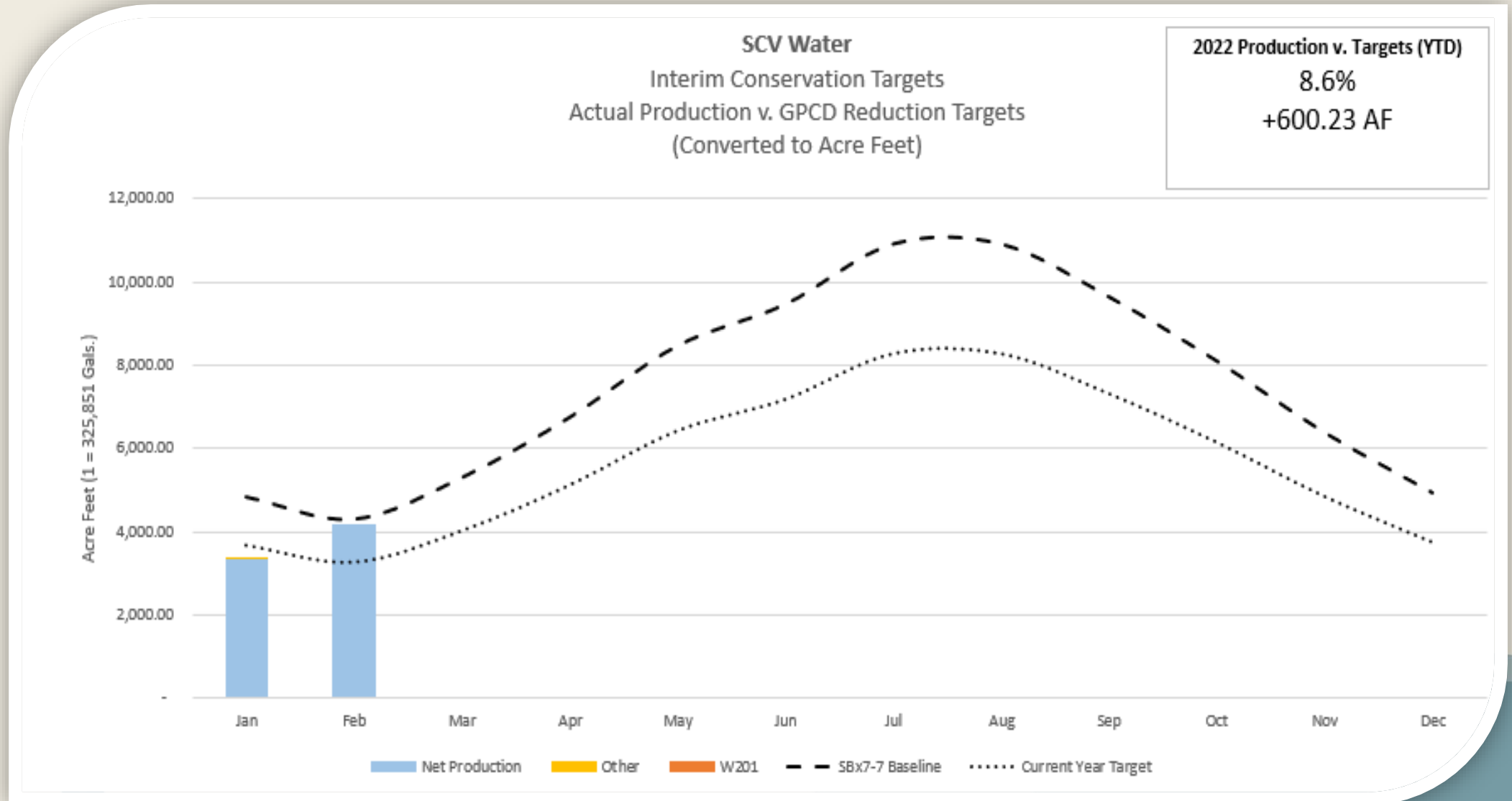


SCV WATER DEMAND PERFORMANCE

**NORMAL CONSERVATION & DROUGHT RESPONSE
TARGETS**

INTERIM CONSERVATION TARGET – PERFORMANCE

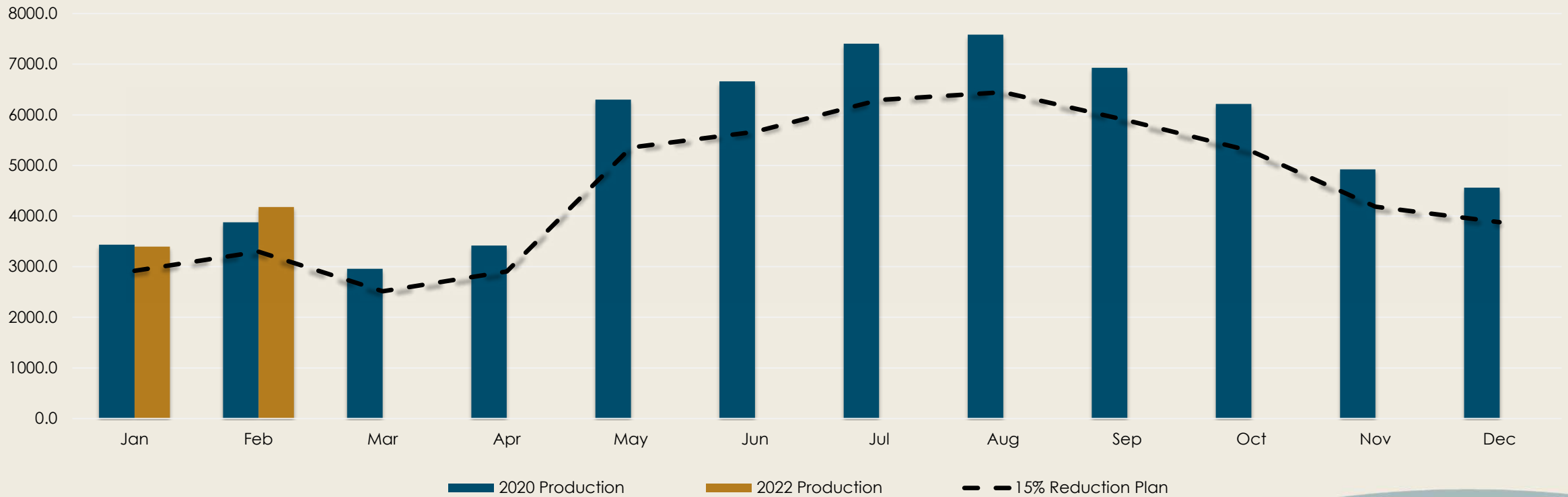
INTERIM WATER CONSERVATION TARGET (24% BY 2022)



DROUGHT CONSERVATION TARGET

VOLUNTARY DROUGHT CONSERVATION TARGET (15% V. 2020)

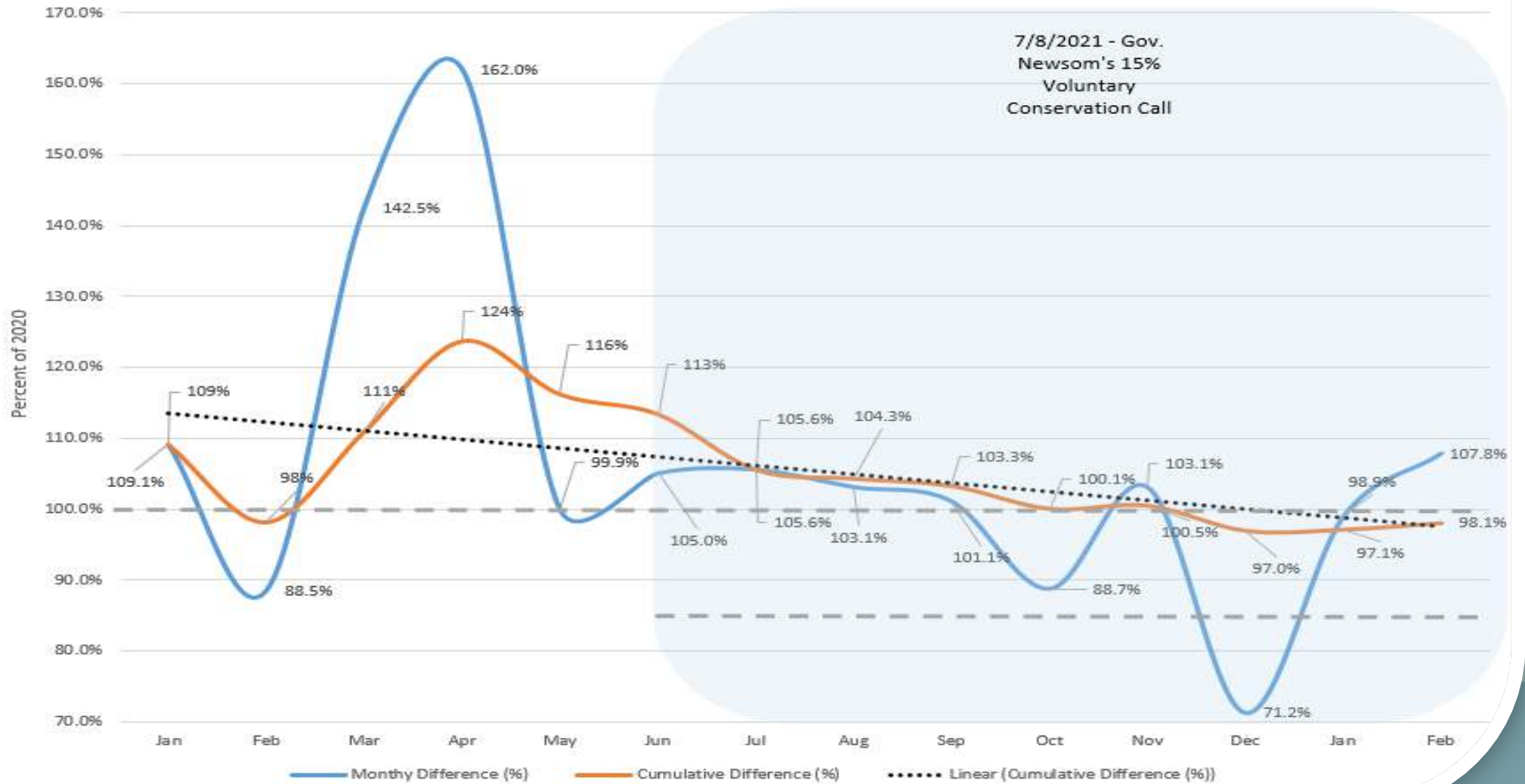
SCV Water
Monthly Production vs. 15% Reduction Plan (Ac-ft)



DROUGHT
READY
SCV

DROUGHT CONSERVATION TARGET

SCV Water
Drought Conservation Performance
(vs. 2020)



DROUGHT CONSERVATION TARGET

SCV Water (Monthly Progress)

Progress Towards 15% Savings

Region Type: Hydrologic Region | Select months: (Multiple values)

Region	October	November	December	Cumulative
Central Coast	-11.8%	-12.4%	-15.5%	-7.9%
Colorado River	-9.1%	-1.0%	-5.5%	-3.9%
North Coast	-23.2%	-24.3%	-8.1%	-19.2%
North Lahontan	-25.1%	-16.8%	-9.9%	-10.4%
Sacramento River	-18.7%	-27.0%	-13.4%	-10.1%
San Francisco Bay	-16.9%	-20.1%	-12.9%	-12.5%
San Joaquin River	-13.0%	-17.8%	-11.7%	-6.2%
South Coast	-12.2%	0.7%	-18.3%	-5.9%
South Lahontan	-13.7%	-2.5%	-24.5%	-7.0%
Tulare Lake	-7.2%	-9.7%	-14.8%	-4.9%
Statewide	-13.3%	-7.2%	-16.2%	-7.4%

Month	Diff. (%)	Cum. (%)
Jul.	+5.6%	+5.6%
Aug.	+3.1%	+4.1%
Sep.	+1.1%	+3.3%
Oct.	-11.3%	+0.1%
Nov.	+3.1%	+0.5%
Dec.	-29.0%	-3.0%
Jan.	-1.1%	-2.9%
Feb.	+7.8%	-1.9%

Source: State Water Resources Control Board (2/8/2022)





WSCP

STATUS DISCUSSION

WSCP – STATUS DISCUSSION

POLICY DEVELOPMENT CONSIDERATIONS

- California Drought Status – Drought Persists, Lower Intensity
- Water Year Production – Below Average Conditions
- State Water Project Allocation – 15% (Current Projections)
- Local Weather Conditions – Dry & Warm Winter
- SCV Conservation Performance – Downward Trend, Opportunity Persists

COMMITTEE DISCUSSION





Q&A

SCV WATER DROUGHT RESPONSE AND DEMAND PERFORMANCE