



NOTICE AND CALL OF SPECIAL MEETING


Notice is hereby given that I, Dan Mortensen, Chair of the Finance and Administration Committee, have called a SPECIAL MEETING of the Agency's Finance and Administration Committee.

Said SPECIAL MEETING of the Finance and Administration Committee to be held on:

Monday, February 10, 2020 at 6:00 PM

Santa Clarita Valley Water Agency
27234 Bouquet Canyon Road
Santa Clarita, California 91350
Rio Vista Water Treatment Plant
Training Room

Enclosed with and as part of this Notice and Call is an Agenda for the meeting.

Signed: 
Dan Mortensen, Chair


Date: 1.13.20

[This page intentionally left blank.]



Date: February 4, 2020

To: **Finance and Administration Committee**
Dan Mortensen, Chair
B. J. Atkins
Ed Colley
Robert DiPrimio
Maria Gutzeit
R. J. Kelly

From: Eric Campbell 
Chief Financial and Administrative Officer

A special meeting of the **Finance and Administration Committee** is scheduled to meet on **Monday, February 10, 2020 at 6:00 PM** at **Rio Vista Water Treatment Plant** located at 27234 Bouquet Canyon Road, Santa Clarita, CA 91350 in the Training Room.

SPECIAL MEETING AGENDA

<u>ITEM</u>		<u>PAGE</u>
1.	Public Comments	
2.	◆ Recommend Approval of DLT Solutions, LLC Pricing Quotation for Oracle Enterprise Cloud Service	
3.	Discuss Contract for Emtec, Inc. for Customization and Implementation of the FMIS	
4.	* Recommend Approval of an Intercompany Expense Allocation for PFAS Treatment	3
5.	* Recommend Receiving and Filing of December 2019 Monthly Financial Report	5
6.	* Committee Planning Calendar	61
7.	General Report on Finance and Administration Activities	
8.	Adjournment	

- * Indicates attachments
- To be distributed

NOTICES:

Any person may make a request for a disability-related modification or accommodation needed for that person to be able to participate in the public meeting by telephoning (661) 297-1600, or writing to Santa Clarita Valley Water Agency at 27234 Bouquet Canyon Road, Santa Clarita, CA 91350. Requests must specify the nature of the disability and the type of accommodation requested. A telephone number or other contact information should be included so that Agency staff may discuss appropriate arrangements. Persons requesting a disability-related accommodation should make the request with adequate time before the meeting for the Agency to provide the requested accommodation.

Pursuant to Government Code Section 54957.5, non-exempt public records that relate to open session agenda items and are distributed to a majority of the Board less than seventy-two (72) hours prior to the meeting will be available for public inspection at the Santa Clarita Valley Water Agency, located at 27234 Bouquet Canyon Road, Santa Clarita, California 91350, during regular business hours. When practical, these public records will also be made available on the Agency's Internet Website, accessible at <http://www.yourscvwater.com>.

Posted on February 4, 2020.



COMMITTEE MEMORANDUM

DATE: February 3, 2020

TO: Finance and Administration Committee

FROM: Rochelle Patterson *[Signature]*
Director of Finance and Administration

SUBJECT: Recommend Approval of an Intercompany Expense Allocation for PFAS Treatment

SUMMARY

The Santa Clarita Valley Water Agency (Agency) has prioritized the treatment and management of per- and poly-fluoroalkyl substances (PFAS) affecting the groundwater supplies throughout the Agency.

PFAS are a group of compounds that are man-made and are commonly used in industrial processes and consumer products such as food packaging, fire-fighting foams, metal plating, outdoor gear, popcorn bags, food wrappers, facial moisturizers, mattresses, carpeting, and cookware. Despite the widespread use of PFAS in everyday products, there are still significant knowledge gaps associated with the management of these compounds. Although consumer and industrial products have been identified as containing PFAS there have been limited studies that focus on the inventory of the specific types of products that contain PFAS, which ultimately end up as waste materials, or discharged to wastewater treatment plants.

As regulatory standards are being developed and established, the Agency is taking a proactive approach to construct treatment facilities at affected groundwater wells exceeding the notification and response levels set by the State Water Resources Control Board.

DISCUSSION

The purpose of the Intercompany Expense Allocation for PFAS Treatment is to document transactions for the project and then allocate those costs equitably among the Retail Divisions (Newhall, Santa Clarita and Valencia).

The Agency currently is comprised of four separate Divisions who maintain their own operating, capital and reserve funds. Until the time when the Divisions are combined and are operating as a fully integrated Agency, the need to allocate certain expenses that will result in the benefit of all customers will be paid from the financial assets of each Retail Division.

For the purpose of this process, cost allocation is the assigning of costs to each Division as it is a process of providing relief for an Agency-wide issue. The cost allocation is needed because the issue is shared by the Agency and not directly traceable to a specific Division since treatment and maintenance of PFAS affects groundwater wells throughout the Agency.

FINANCIAL CONSIDERATIONS

Several cost allocation methods were reviewed, and staff determined the most equitable method would be to use the total water production for the past ten years (2010-2019). This will be a rolling average, recalculated each calendar year until the time when all Divisions are financially integrated. Each Retail Division will utilize their available funds (including reserves) to pay for the allocated costs associated with the PFAS project as defined above.

Estimated Costs

	Year 1		Year 2		Year 3	
	Capital	O & M	Capital	O & M	Capital	O & M
N Wells 6 Vessels	\$6,742,485	\$600,000		\$1,200,000		\$1,200,000
Valley Center 2 Vessels			\$1,500,000	\$ 400,000		\$ 400,000
2 Add'l Wells 4 Vessels					\$3,000,000	\$ 800,000
Sampling		\$254,400		\$ 504,000		\$ 691,200
2 Interconnections	\$ 310,000					
Total Costs by Year	\$7,906,885		\$3,604,000		\$6,091,200	

	Newhall	Santa Clarita	Valencia
Allocation by Division	15%	41%	44%
Annual Cost – Year 1	\$1,186,033	\$3,241,823	\$3,479,029
Annual Cost – Year 2	\$ 540,600	\$1,477,640	\$1,585,760
Annual Cost – Year 3	\$ 913,680	\$2,497,392	\$2,680,128

If there are no other uses or additions to reserves, there will be enough reserve funds to cover three years of PFAS costs.

Projected Reserves	Newhall	Santa Clarita	Valencia
FY 2020 – Beginning	\$ 8,003,364	\$ 28,582,919	\$ 7,419,813
FY 2020 – PFAS	\$ (1,186,033)	\$ (3,241,823)	\$ (3,479,029)
FY 2020 – Other*	\$ (4,735,370)	\$ (2,865,883)	\$ (303,823)
FY 2020 – Balance	\$ 2,081,961	\$ 22,475,213	\$ 3,636,961
FY 2021 – PFAS	\$ (540,600)	\$ (1,477,640)	\$ (1,585,760)
FY 2021 – Other*	\$ 0	\$ (575,151)	\$ 5,993,217
FY 2021 – Balance	\$ 1,541,361	\$ 20,422,422	\$ 8,044,418
FY 2022 – PFAS	\$ (913,680)	\$ (2,497,392)	\$ (2,680,128)
FY 2022 – Balance	\$ 627,681	\$ 17,925,030	\$ 5,364,290

*Other – Prefunding OPEB UAL, Debt Prepayment, Uses or Additions to Reserves

As an alternative to using Retail funds (including reserves), capital costs for PFAS treatment may be acquired through bond financing.

RECOMMENDATION

That the Finance and Administration Committee recommend that the Board of Directors approve the Intercompany Expense Allocation for PFAS Treatment.

RP



Monthly Financial Report

DECEMBER 2019

[This page intentionally left blank.]

Statements of Revenues and Expenses

[This page intentionally left blank.]

SCV Water - Regional
Statement of Revenues and Expenses
For the 6th Period Ending 12.31.19

(in \$000)

	(A)		(B)		(C)		(D)	(E)		(F)	(G)
	Actual		Budget		Variance			Budget	Variance		
(1)	\$1,643		\$1,754		(\$111)		Water Sales	\$12,881	\$1,033		8% (1)
(2)	\$1,643		\$1,754		(\$111)		Total Operating Revenues	\$12,881	\$1,033		8% (2)
(3)	330		148		182		Operating Expenses				
(4)	447		457		(10)		Management	910	203		22% (3)
(5)	251		123		128		Administration	2,853	(451)		(16%) (4)
(6)	326		315		11		Engineering	781	111		14% (5)
(7)	123		93		30		Maintenance	1,730	(256)		(15%) (6)
(8)	1,680		2,377		(697)		Water Quality & Regulatory Affairs	531	30		6% (7)
(9)	548		426		122		Water Resources	4,543	(68)		(1%) (8)
(10)	\$3,705		\$3,939		(\$234)		Water Treatment Operations	2,622	248		9% (9)
(11)	(\$2,062)		-\$2,185		\$123		Total Operating Expenses	\$13,970	(\$183)		(1%) (10)
							Net Operating Revenues (Expenses)	-\$1,089	\$1,216		(112%) (11)
							Non-Operating Revenues and (Expenses)				
(12)	\$12,069		\$12,811		(\$742)		Non-Operating Revenues	\$18,700	(\$2,549)		(14%) (12)
(13)	(5,391)		(1,477)		(3,914)		Capital Improvement Projects	(8,862)	6,163		(70%) (13)
(14)	(4)		(16)		12		Debt Service	(20,023)	25		(0%) (14)
(15)	\$6,674		\$11,318		(\$4,644)		Net Non-Operating Revenues and (Expenses)	(\$10,185)	\$3,639		(36%) (15)
(16)	\$4,612		\$9,133		(\$4,521)		Increase (Decrease) in Net Position	(\$11,274)	\$4,855		(43%) (16)

Large Disbursement Check Registers

[This page intentionally left blank.]

SCV Water - Regional Division
Ten Largest Disbursements
From: Dec 1, 2019 to Dec 31, 2019

No.	Vendor Name	Check Number	Check Date	Description	Amount
	DEPARTMENT OF WATER RESOURCES	41120	12/17/2019	OCTOBER 2019 VARIABLE	850,205.00
1	DEPARTMENT OF WATER RESOURCES				850,205.00
	COUNTY SANITATION DISTRICT NO. 32	41156	12/17/2019	DROUGHT GRANT #17	794,484.55
2	COUNTY SANITATION DISTRICT NO. 32				794,484.55
	SOUTHERN CALIFORNIA EDISON	41161	12/17/2019	ELECTRICITY-OTHER	6,706.40
				ELECTRICITY-PUMPING	169,035.46
				ELECTRICITY-TREATMENT PLANTS	13,239.03
				ELECTRICITY - WELLS	16,691.05
3	SOUTHERN CALIFORNIA EDISON				205,671.94
	X-ACT TECHNOLOGY SOLUTIONS, INC.	41294	12/24/2019	SAN REPLACEMENT P1	90,000.00
				SAN REPLACEMENT P2	45,000.00
4	X-ACT TECHNOLOGY SOLUTIONS, INC.				135,000.00
	NOSSAMAN LLP	41296	12/26/2019	PERCHLORATE NOV 2019-NWD	31,629.85
				PERCHLORATE NOV 2019-SCWD	30,929.85
				PERCHLORATE NOV 2019-VWD	31,629.85
				PERCHLORATE NOV 2019	33,490.35
5	NOSSAMAN LLP				127,679.90
	VALENCIA COMMERCE CENTER ASSOC.	41284	12/24/2019	P5-S1 LL TURF REMOVAL	68,588.00
				P5-S2 LL TURF REMOVAL	52,572.00
6	VALENCIA COMMERCE CENTER ASSOC.				121,160.00
	NOSSAMAN LLP	41297	12/31/2019	PERCHLORATE OCT 2019-NWD	26,091.62
				PERCHLORATE OCT 2019-SCWD	26,091.62
				PERCHLORATE OCT 2019-VWD	26,091.62
				PERCHLORATE OCT 2019	26,091.65
7	NOSSAMAN LLP				104,366.51
	CITY OF SANTA CLARITA	41114	12/17/2019	CF 20-0003 REFUND-SCWD	14,494.00
				CF 20-0003 REFUND	57,976.00
8	CITY OF SANTA CLARITA				72,470.00
	BEST BEST & KRIEGER LLP	41217	12/24/2019	CLWA CELL SITE	780.00
				GENERAL LEGAL NOV	1,080.00
				EMPLOYEE BENEFITS NOV	1,365.00
				VISTA CANYON NOV	4,740.00
				GENERAL LEGAL NOV	4,834.92
				PUB RECORDS REQUEST	5,660.00
				GENERAL LEGAL OCT	11,671.14
				WATERSHED INITIATIVE	28,074.00
				VWC DISSOLUTION NOV	546.00
				WATERFIX LITIGATION	325.00
				CASTAIC CONDUIT OCT	335.40
9	BEST BEST & KRIEGER LLP				59,411.46
	GOLDMAN SACHS RENEWABLE POWER OPERATING CO., LLC/SOLAR STAR CALIFORNIA XXVIII LLC	41275	12/24/2019	NOV 2019 SERVICE	28,796.70
				NOV 2019 SERVICE-SCWD	28,796.69
10	GOLDMAN SACHS RENEWABLE POWER OPERATING CO., LLC/SOLAR STAR CALIFORNIA XXVIII LLC				57,593.39
	Summary				2,528,042.75
Largest Ten Vendor Payments as Compared to Total					65%
Summary-All Checks Issued During December 2019					3,884,025.13

SCV Water-Newhall Water Division
Ten Largest Disbursements
December 1, 2019 to December 31, 2019

Vendor Name	Check Number	Check Date	Description	Amount
SCV WATER	113801	12/04/2019	DUE TO/FROM - SHARED PAYROLL AND SERVICES 10/19	377,162.32
			LAB FEES 11/19	1,476.00
1 SCV WATER				378,638.32
SCV WATER	113841	12/19/2019	PURCHASED WATER 11/19	43,103.20
			PURCHASED WATER 11/19 - SAUGUS WELL # 1 & 2	15,400.56
			FIXED WATER CHARGE 11/19	133,872.30
2 SCV WATER				192,376.06
EDISON CO	113787	12/04/2019	A/C # 2-40-708-3856 10/19	63,802.37
3 EDISON CO				63,802.37
EDISON CO	113856	12/26/2019	A/C # 2-40-708-3344 11/19	11,884.24
			A/C # 2-40-708-3856 11/19	41,477.42
4 EDISON CO				53,361.66
X-ACT TECHNOLOGY SOLUTIONS INC	113849	12/19/2019	HOST REPLACEMENT, SUBSCR LICENSES & WARRANTY 300-	35,000.00
			SWITCH REPLACEMENTS & ENTERPRISE SUPPORT 300-1077	10,000.00
			WIFI REPLACEMENTS 300-1077	7,500.00
5 X-ACT TECHNOLOGY SOLUTIONS INC				52,500.00
SWRCB ACCOUNTING OFFICE	113867	12/26/2019	WATER SYSTEM FEES - NEWHALL 7/1/19-6/30/20	17,418.50
			WATER SYSTEM FEES - CASTAIC 7/1/19-6/30/20	10,122.75
			WATER SYSTEM FEES - PINETREE 7/1/19-6/30/20	13,537.70
6 SWRCB ACCOUNTING OFFICE				41,078.95
ROBERT HARRIS INSURANCE AGENCY INC	113818	12/12/2019	POLLUTION INSURANCE POLICY RENEWAL	20,285.90
7 ROBERT HARRIS INSURANCE AGENCY INC				20,285.90
SKAUG TRUCK BODY WORKS	113865	12/26/2019	(1) UTILITY BODY - UNIT # 61 300-1051	16,731.00
8 SKAUG TRUCK BODY WORKS				16,731.00
LAYNE CHRISTENSEN COMPANY	113837	12/19/2019	(1) SUBMERSIBLE PUMP/MOTOR - PINETREE BSTR 300-1071	15,971.76
9 LAYNE CHRISTENSEN COMPANY				15,971.76
AMERICAN EXPRESS	113809	12/12/2019	OFFICE SUPPLIES, WEB SERVICES, GIFT CARDS 11/19	11,697.42
10 AMERICAN EXPRESS				11,697.42
Summary				846,443.44

SCV WATER
Santa Clarita Water Division
Ten Largest Disbursements
From: December 1, 2019 to December 31, 2019

#	Vendor Name	Transaction Description	Transaction Amount
	SANTA CLARITA VALLEY WATER AGENCY	FIXED NOVEMBER 2019	\$650,408.39
		NOVEMBER 2019 LAB	\$2,534.00
		NOVEMBER 2019 SAUGUS	\$42,000.00
		NOVEMBER 2019 VARIABLE	\$365,252.87
		SERVICE - GOLDEN VALLEY SHERIFF STATION	\$96.00
1	SANTA CLARITA VALLEY WATER AGENCY		\$1,060,291.26
	SO. CALIFORNIA EDISON CO.	ACCOUNT 4652 DECEMBER 2019	\$2,963.19
		ACCOUNT 4652 NOVEMBER 2019	\$57,428.56
		ACCOUNT 7457 NOVEMBER 2019	\$92,957.52
		ACCOUNT 7457 DECEMBER 2019	\$17.10
		OFFICE DECEMBER 2019	\$1,992.35
		WAREHOUSE DECEMBER 2019	\$1,335.76
2	SO. CALIFORNIA EDISON CO.		\$156,694.48
	AQUA METRIC SALES CO.	1 1/2" OMNI T-2 METER	\$5,944.07
		1" I-PERL T/R METER	\$15,560.38
		2" OMNI T-2 100 CU FT METER	\$27,895.13
		3" & 4" OMNI 100 CU FT METER	\$11,717.03
		3/4" I-PERI TR/PL METERS	\$14,662.48
		8" OMNI T-2 METER	\$28,645.20
		MXU520MDP T/C MODULE	\$11,389.61
		OMNI T-2 METERS	\$2,845.50
3	AQUA METRIC SALES CO.		\$118,659.40
	E&M ELECTRIC AND MACHINERY, INC.	DEVELOPMENT LICENSE AND SUPPORT	\$16,811.67
		WORK FOR VALENCIA WATER DIVISION - WONDERWARE LICENSE	\$2,136.95
		WORK FOR VALENCIA WATER DIVISION - DEVELOPMENT LICENSE AND SUPPORT	\$32,103.34
		WORK FOR NEWHALL WATER DIVISION - WONDERWARE LICENSE	\$2,136.94
		WORK FOR NEWHALL WATER DIVISION - DEVELOPMENT LICENSE AND SUPPORT	\$32,103.32
		FY 19/20 SCADA	\$2,136.95
		FY 19/20 SCADA	\$15,291.67
4	E&M ELECTRIC AND MACHINERY, INC.		\$102,720.84
	WOODARD & CURRAN INC	SERVICE - GOLDEN VALLEY SHERIFF STATION	\$16,483.20
		TR 73858 - PLUM CANYON LOT 1	\$57,961.50
5	WOODARD & CURRAN INC		\$74,444.70
	SWRCB ACCOUNTING OFFICE	ANNUAL FEES 7/19 - 6/20	\$34,501.85
		ANNUAL FEES 7/19 - 6/20	\$34,501.84
6	SWRCB ACCOUNTING OFFICE		\$69,003.69
	CIVILTEC ENGINEERING INC.	TR 60922 - SKYLINE RANCH	\$29,227.00
		16" TRANS MAIN - SIERRA HWY	\$1,248.75
		DEANE TANKS	\$745.00
7	CIVILTEC ENGINEERING INC.		\$31,220.75

SCV WATER
Santa Clarita Water Division
Ten Largest Disbursements
From: December 1, 2019 to December 31, 2019

#	Vendor Name	Transaction Description	Transaction Amount
	NEWHALL WATER DIVISION-SCVWA	EMPLOYEE GIFT CARDS	\$2,840.31
		EQUIPMENT - AUMOND STREET LEAK	\$513.00
		FMIS DEMO CATERING	\$462.72
		HOLIDAY LUNCHEON	\$105.57
		OCTOBER 2019 EQUIPMENT	\$594.00
		OCTOBER 2019 LABOR	\$5,851.13
		OCTOBER 2019 LABOR - OVERTIME	\$2,248.59
		PARTS - AUMOND STREET LEAK	\$658.20
		REPAIR 14' MAIN EQUIPMENT	\$522.50
		SERVICE GOLDEN VALLEY SHERIFF STATION - EQUIPMENT	\$135.00
		SERVICE GOLDEN VALLEY SHERIFF STATION - EQUIPMENT	\$1,851.00
		SERVICE GOLDEN VALLEY SHERIFF STATION - MATERIALS	\$2,717.27
		PFAS STUDY - EQUIPMENT	\$168.00
		SERVICE LEAK 11/10 EQUIPMENT	\$70.00
		VALVE BOOSTER STATIONS	\$4,033.53
		WATER QUALITY SUPPLY	\$4,134.16
		WATER QUALITY SUPPLY	\$2,968.75
8	NEWHALL WATER DIVISION-SCVWA		\$29,873.73
	INFOSEND, INC.	ADDITIONAL SALES TAX	(\$22.80)
		ADDITIONAL SALES TAX	(\$21.89)
		NOVEMBER 2019 E-BILLING	\$552.43
		NOVEMBER 2019 BILLING	\$3,363.87
		NOVEMBER 2019 POSTAGE	\$10,344.54
		OCTOBER 2019 E-BILLING	\$3,508.97
		OCTOBER 2019 POSTAGE	\$10,957.89
9	INFOSEND, INC.		\$28,683.01
	STAATS CONSTRUCTION INC.	FY 19/20 TANK OVERFLOW IMPROVEMENTS	\$21,540.00
10	STAATS CONSTRUCTION INC.		\$21,540.00

Summary - Largest Ten Payments Made During the Month **\$1,693,131.86**

Summary - All Vendors Paid During the Month **\$1,979,467.56**

Largest Ten Vendor Payments as Compared to Total Monthly Check Register **86%**

Santa Clarita Valley Water Agency

Valencia Water Division

Ten Largest Disbursement

December 31, 2019

	Vendor Name	Description	Total
	SANTA CLARITA VALLEY WATER AGENCY	Due to Regional Div, Oct19	449,943.46
		Lab testing-Nov Water Soften'g	80.00
		Due to Regional, PD 13	719,992.35
		Qtr Pymnt Acq Interfund Loan	1,179,398.75
		Fixed water charge, Nov 2019	474,570.71
		Variable water, Nov 019	349,361.66
		LAB FEES, NOV	5,994.00
		ALLOCATIONS NOV	75,220.00
1	SANTA CLARITA VALLEY WATER AGENCY Total		3,254,560.93
	RC BECKER & SON INC.	NRR/Dickason Mainline Repair	259,150.54
		NRR/Bouquet Cyn Rd Main Repair	51,130.24
2	RC BECKER & SON INC. Total		310,280.78
	SOUTHERN CALIFORNIA EDISON CO	Purchased Power 11/19	156,715.02
3	SOUTHERN CALIFORNIA EDISON CO Total		156,715.02
	EVOQUA WATER TECHNOLOGIES LLC	Filtration media service J8147	108,162.36
4	EVOQUA WATER TECHNOLOGIES LLC Total		108,162.36
	SANTA CLARITA WATER DIVISION	March 19 -June 19 Payroll	44,367.68
5	SANTA CLARITA WATER DIVISION Total		44,367.68
	CORE & MAIN LP	3/4x7 HiCap Meters (12)	3,485.12
		(50) 90 Bend Couplings	725.99
		(2) Adj Valve Oper Wrenches	318.71
		(56) B9X Meter Box Body	1,866.10
		3" & 4" Octave Meter, encoders	4,155.18
		(2) Valve Key	307.87
		Meter #196 service & repair	158.77
		Gen'l mtce tools	686.00
		(4) Front/Rear Coupling	834.21
		W201 FLG RW DI GL OL ON	1,437.61
		Meter #72 test and repair	247.09
		3/4X7 BL06 Meter CF3G (60)	13,603.85
		5/8X3/4X1 BMV IPSXMN (20)	2,397.62
		6X6 Hydrant riser 6H (3)	207.74
		850 CLOW Hydrants 93)	4,971.26
		Meter #216 test, repair	359.46
		Meter Cover 50	491.78
		3/4 Meter Washers	203.00
6	CORE & MAIN LP Total		36,457.36
	STYLO GROUP L.L.P.	MISSION VILLAGE TRACT 61105-01	2,125.00
		PM , PLAN REVIEW NOV.	10,025.00
		Nov svcs	10,825.00
		MISSION V. DEMINERALIZATION	1,237.50

Santa Clarita Valley Water Agency

Valencia Water Division

Ten Largest Disbursement

December 31, 2019

	Vendor Name	Description	Total
7	STYLO GROUP L.L.P. Total		24,212.50
	TRC SOLUTIONS	PM services thru 103119	21,339.00
8	TRC SOLUTIONS Total		21,339.00
	DATAPROSE, LLC	Customer Records PO# R52539	12,586.36
9	DATAPROSE, LLC Total		12,586.36
	ROYAL INDUSTRIAL SOLUTIONS	Hasley Tank mtce parts	214.61
		Commerce Booster parts,supply	141.10
		Commerce Tank,parts &supply	269.55
		Tools for SCADA	-
		J6737 Parts & Supply	2,944.59
		Well 206 mtce parts	175.87
		Parts for emergency power upgr	402.30
		1P 15A CB	89.93
		(1) Clamp	6.53
		Cable Ties/Presley Booster	81.81
		V2 SCADA parts, supplies	331.91
		Emergency Power parts,supplies	2,730.23
		Fuses for N Well	896.31
		Well S6 parts, supply	663.47
		V2 SCADA/parts, supplies	261.20
		V2 SCADA, parts and supplies	94.77
10	ROYAL INDUSTRIAL SOLUTIONS Total		9,304.18
	Grand Total		3,977,986.17

Grand Total	4,029,367.70
--------------------	---------------------

Top Ten Percentage Compared to Total Monthly Check Payments	99%
--	------------

Director Stipends

[This page intentionally left blank.]

**DIRECTORS STIPENDS PAID JANUARY 2020
For the Month of December 2019**

Director Tom Campbell

Date	Meeting	Amount
12/04/19	ACWA 2019 Fall Conference	\$228.15
12/05/19	ACWA 2019 Fall Conference	\$228.15
12/06/19	ACWA 2019 Fall Conference	\$228.15
12/09/19	Special Engineering and Operations Committee Meeting	\$228.15
12/11/19	Water Resources and Watershed Committee Meeting	\$228.15
12/17/19	Regular Board Meeting	\$228.15
Stipend Total		\$1,368.90
Total Paid Days		6
Total Meetings		6

Director B. J. Atkins

Date	Meeting	Amount
12/17/19	Regular Board Meeting	\$228.15
12/23/19	Special Finance and Administration Committee Meeting	\$228.15
Stipend Total		\$456.30
Total Paid Days		2
Total Meetings		2

Director Kathy Colley

Date	Meeting	Amount
12/03/19	ACWA 2019 Fall Conference	\$228.15
12/04/19	ACWA 2019 Fall Conference	\$228.15
12/05/19	ACWA 2019 Fall Conference	\$228.15
12/06/19	ACWA 2019 Fall Conference	\$0.00
12/11/19	Water Resources and Watershed Committee Meeting	\$0.00
12/17/19	Regular Board Meeting	\$0.00
Stipend Total		\$684.45
Total Paid Days		3
Total Meetings		6

Director Ed Colley

Date	Meeting	Amount
12/09/19	Special Engineering and Operations Committee Meeting	\$228.15
12/17/19	Regular Board Meeting	\$228.15
12/23/19	Special Finance and Administration Committee Meeting	\$228.15
Stipend Total		\$684.45
Total Paid Days		3
Total Meetings		3

Director Robert DiPrimio

Date	Meeting	Amount
12/03/19	ACWA 2019 Fall Conference	\$228.15
12/04/19	ACWA 2019 Fall Conference	\$228.15
12/05/19	ACWA 2019 Fall Conference	\$228.15
12/17/19	Regular Board Meeting	\$228.15
12/23/19	Special Finance and Administration Committee Meeting	\$228.15
Stipend Total		\$1,140.75
Total Paid Days		5
Total Meetings		5

Director William Cooper

Date	Meeting	Amount
12/02/19	ACWA 2019 Fall Conference	\$228.15
12/03/19	ACWA 2019 Fall Conference	\$228.15
12/04/19	ACWA 2019 Fall Conference	\$228.15
12/05/19	ACWA 2019 Fall Conference	\$228.15
12/06/19	ACWA 2019 Fall Conference	\$228.15
12/09/19	Meeting with Board Officers re: GM Benefits	\$0.00
12/09/19	Special Engineering and Operations Committee Meeting	\$228.15
12/11/19	Water Resources and Watershed Committee Meeting	\$228.15
12/17/19	Regular Board Meeting	\$228.15
12/30/19	Agenda Planning	\$228.15
Stipend Total		\$2,053.35
Total Paid Days		9
Total Meetings		10

Director Lynne Plambeck

Date	Meeting	Amount
12/02/19	ACWA 2019 Fall Conference	\$228.15
12/03/19	ACWA 2019 Fall Conference	\$228.15
12/04/19	ACWA 2019 Fall Conference	\$228.15
12/05/19	ACWA 2019 Fall Conference	\$228.15
12/06/19	ACWA 2019 Fall Conference	\$228.15
12/09/19	Special Engineering and Operations Committee Meeting	\$228.15
12/17/19	Regular Board Meeting	\$228.15
	Stipend Total	\$1,597.05
	Total Paid Days	7
	Total Meetings	7

TOTAL PAID DAYS	77
TOTAL MEETINGS	82
TOTAL STIPENDS	\$17,567.55

[This page intentionally left blank.]

Director Reimbursements

[This page intentionally left blank.]

CA Govt. Code Section 53065.5

List of Reimbursement for "Individual Charges" = \$100 or more

Annual Disclosure for Fiscal Year AP Transactions Updated as of: 12/31/2019
cash.

DIRECTORS

Date of Reimbursement	Recipient of Reimbursement	Reason for Reimbursement	Amount
12/23/19	Campbell, Thomas	ACWA 2019 Fall Conference, San Diego - 12/3/19-12/6/19 Expense (Lodging)	1,313.12
12/23/19	Campbell, Thomas	ACWA 2019 Fall Conference, San Diego - 12/3/19-12/6/19 Travel Expense (Mileage & Parking)	328.28
12/23/19	Colley, Kathy	ACWA 2019 Fall Conference, San Diego - 12/3/19-12/6/19 Expense (Lodging & Meals)	846.50
12/23/19	Colley, Kathy	ACWA 2019 Fall Conference, San Diego - 12/3/19-12/6/19 Travel Expense (Mileage)	14.96
12/23/19	Cooper, Bill	ACWA 2019 Fall Conference, San Diego - 12/3/19-12/6/19 Expense (Lodging & Meals)	1,072.34
12/23/19	Cooper, Bill	ACWA 2019 Fall Conference, San Diego - 12/3/19-12/6/19 Travel Expense (Mileage & Parking)	319.80
12/23/19	DiPrimio, Robert	ACWA 2019 Fall Conference, San Diego - 12/3/19-12/5/19 Expense (Lodging & Meals)	519.43
12/23/19	DiPrimio, Robert	ACWA 2019 Fall Conference, San Diego - 12/3/19-12/5/19 Travel Expense (Parking)	70.00
12/23/19	Ford, Jeff	ACWA 2019 Fall Conference, San Diego - 12/3/19-12/5/19 Expense (Meals & Lodging)	844.13
12/23/19	Ford, Jeff	ACWA 2019 Fall Conference, San Diego - 12/3/19-12/5/19 Travel Expense (Mileage & Parking)	368.64
12/23/19	Gladbach, Edward	ACWA 2019 Fall Conference, San Diego - 12/4/19 - 12/6/19 - Expense (Meals)	86.98
12/23/19	Gladbach, Edward	ACWA 2019 Fall Conference, San Diego - 12/4/19 - 12/6/19 - Travel Expense (Mileage, Parking)	97.22
12/23/19	Gladbach, Edward	ACWA Board Meeting, Sacramento - 11/22/19 - Travel Expense (Taxi, Airfare, Mileage, Parking)	636.62
12/23/19	Gladbach, Edward	NWRA Conference, Houston, Texas - 11/5/19 - 11/8/19 - Expense (Lodging, Meals)	1,019.89
12/23/19	Gladbach, Edward	NWRA Conference, Houston, Texas - 11/5/19 - 11/8/19 - Registration	695.00
12/23/19	Gladbach, Edward	NWRA Conference, Houston, Texas - 11/5/19 - 11/8/19 - Travel Expense (Mileage, Parking, Shuttle, Airfare, Uber)	1,384.02
12/23/19	Gutzeit, Maria	ACWA 2019 Fall Conference, San Diego - 12/4/19 - 12/6/19 - Expense (Lodging, Meals)	560.89
12/23/19	Gutzeit, Maria	ACWA 2019 Fall Conference, San Diego - 12/4/19 - 12/6/19 - Travel Expense (Mileage, Parking)	340.12
12/23/19	Kelly, R.J.	ACWA 2019 Fall Conference, San Diego - 12/4/19 - 12/6/19 - Expense (Lodging, Meals)	1,013.14
12/23/19	Kelly, R.J.	ACWA 2019 Fall Conference, San Diego - 12/4/19 - 12/6/19 - Travel Expense (Mileage, Parking)	417.94
12/23/19	Martin, Gary	ACWA 2019 Fall Conference, San Diego - 12/4/19 - 12/6/19 - Expense (Lodging, Meals)	1,211.99

12/23/19	Martin, Gary	ACWA 2019 Fall Conference, San Diego - 12/4/19 - 12/6/19 - Travel Expense (Mileage, Parking)	353.64
12/23/19	Plambeck, Lynne	ACWA 2019 Fall Conference, San Diego - 12/2/19 - 12/6/19 - Expense (Lodging, Meals)	971.23
12/23/19	Plambeck, Lynne	ACWA 2019 Fall Conference, San Diego - 12/2/19 - 12/6/19 - Travel Expense (Mileage, Parking)	212.92
01/27/20	Mortensen, Daniel	ACWA Fall Conference, San Diego 12/3/19-12/6/19 - Expense (Meals, Lodging)	756.11
01/27/20	Mortensen, Daniel	ACWA Fall Conference, San Diego 12/3/19-12/6/19 - Travel Expense (Mileage, Parking)	299.88

15,754.79

Investment Reports

[This page intentionally left blank.]

Regional Division
Cash and Investment Summary
12/31/19

	Balance	Percent of Total	Average Remaining Life Days	Weighted Average Yield
<u>Agency Funds</u>				
Cash & Sweep Account	\$ 1,177,338	0.69%	-	1.504%
LAIF - Regional (excludes Retail Divisions)	31,952,884	18.68%	-	2.043%
LACPIF	66,654,890	38.96%	-	1.830%
State and Local Agencies	7,494,893	4.38%	1,515	2.645%
Federal Agencies	53,500,000	31.27%	354	1.579%
Total Agency	<u>160,780,005</u>			
<u>Capital Improvement Project Funds</u>				
Cash & Sweep Account	\$ 7,092,815	4.14%	-	1.504%
LAIF	3,214,956	1.88%	-	2.043%
Federal Agencies	-	0.00%	0	0.000%
Total CIP	<u>10,307,771</u>			
Total Cash and Investment	<u><u>\$ 171,087,776</u></u>	<u>100.00%</u>		1.815%

Restricted State Water Project Cash / Invest: 66,672,900 Included in totals above.

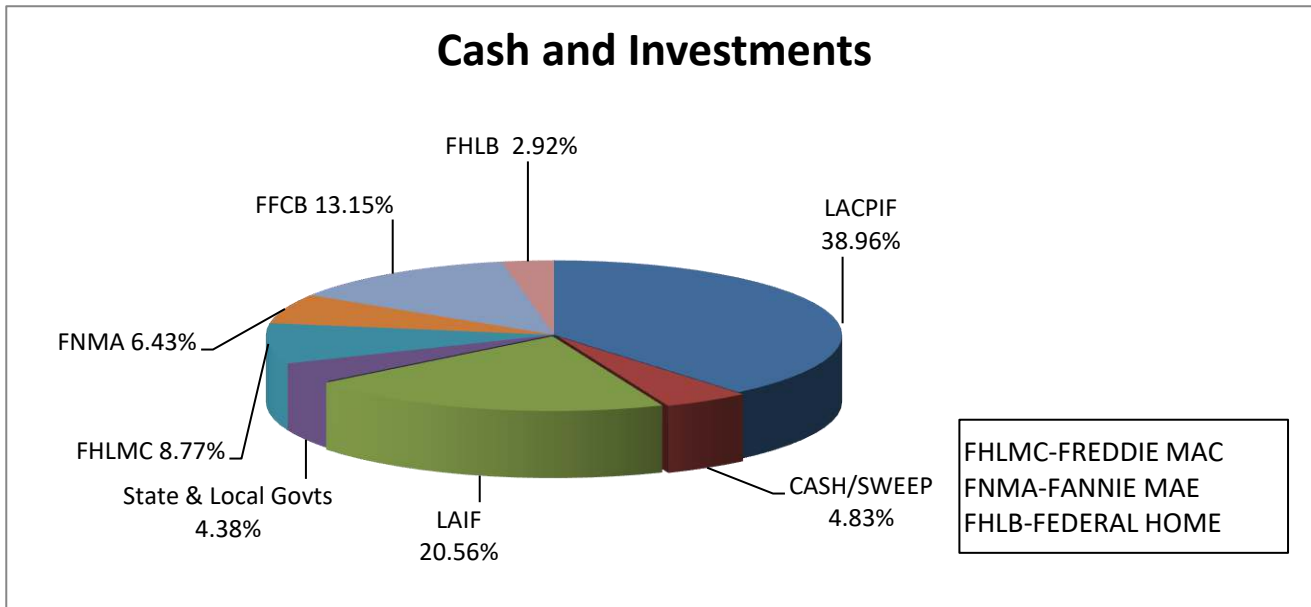
I certify that all investment actions executed since the last investment report have been made in full compliance with the Investment Policy as adopted by the Board of Directors, and that the Agency will meet its expenditure obligations for the next 6 months as required by Government Code Section 53646(b)(2) and (3), respectively.



Rochelle Patterson
Treasurer/Director of Finance & Administration



Amy Aguer
Controller



12/31/19

Regional Division General Funds Invested:

<u>Description</u>	<u>Cost</u>	<u>Rate</u>	<u>Yield</u>	<u>Purchase Date</u>	<u>Maturity Date</u>	<u>Life Days</u>	<u>Rem. Days</u>	<u>Average Interest</u>
State and Local Agency Investment Portfolio								
State of California GO Bonds	1,946,780	2.250%	2.862%	01/25/19	10/01/23	1710	1370	43,803
State of California GO Bonds	3,098,130	2.890%	2.890%	05/28/19	04/01/24	1770	1553	89,536
Semitropic Improvement District	1,302,044.80	2.262%	2.262%	10/30/19	12/01/23	1493	1431	29,452
San Diego Successor Agency	1,147,938.00	3.000%	2.052%	10/23/19	09/01/24	1775	1706	34,438
	<u>\$ 7,494,893</u>						<u>6060</u>	<u>197,229</u>
		Weighted Avg Yield	<u>2.645%</u>			Avg Remaining Life	<u>1,515</u>	Days

Federal Government Agency Investment Portfolio

FFCB	2,500,000	1.240%	1.240%	07/13/16	01/13/20	1279	13	31,000 #
FFCB	5,000,000	1.360%	1.360%	05/18/16	02/18/20	1371	49	68,000 #
FHLB	5,000,000	1.450%	1.450%	03/30/16	03/30/20	1461	90	72,500 #
FFCB	5,000,000	1.470%	1.470%	06/29/16	06/29/20	1461	181	73,500 #
FNMA	6,000,000	1.500%	1.500%	06/30/16	09/29/20	1552	273	90,000 #
FHLMC	5,000,000	1.750%	1.750%	04/26/17	10/26/20	1279	300	87,500 #
FFCB	5,000,000	1.350%	1.350%	11/02/16	11/02/20	1461	307	67,500 #
FFCB	5,000,000	1.440%	1.440%	07/16/16	01/19/21	1648	385	72,000 #
FNMA	5,000,000	1.550%	1.550%	08/24/16	08/24/21	1826	602	77,500 #
FHLMC	5,000,000	2.000%	2.000%	04/27/17	04/27/22	1826	848	100,000 #
FHLMC	5,000,000	2.100%	2.100%	04/27/17	04/27/22	1826	848	105,000 #
	<u>\$ 53,500,000</u>						<u>3896</u>	<u>844,500</u>
		Weighted Avg Yield	<u>1.579%</u>			Avg Remaining Life	<u>354</u>	Days

Regional Division CIP Funds Invested:

<u>Description</u>	<u>Par Value</u>	<u>Rate</u>	<u>Yield</u>	<u>Purchase Date</u>	<u>Maturity Date</u>	<u>Life Days</u>	<u>Rem. Days</u>	<u>Average Interest</u>
Federal Government Agency Investment Portfolio								
	<u>\$ -</u>					<u>0</u>	<u>0</u>	<u>-</u>
		Weighted Avg Yield	<u>#DIV/0!</u>			Avg Remaining Life	<u>#DIV/0!</u>	Days

Callable

Cash & Sweep Account, LAIF, and LACPIF are liquid investments.

Newhall Water Division
Cash and Investment Summary
As of December 31, 2019

<u>Operating and Reserve Funds</u>	Balance	Percent of Total	Average Remaining Life Days	Weighted Avg. Yield
Cash & Sweep Account	\$ 3,474,368	24.97%		1.50%
LAIF	7,721,415	55.49%		2.04%
UBS Certificates of Deposit	2,720,000	19.54%	859	2.25%
Total	\$ 13,915,783	100.00%		
Total Cash and Investment	\$ 13,915,783	100.00%		

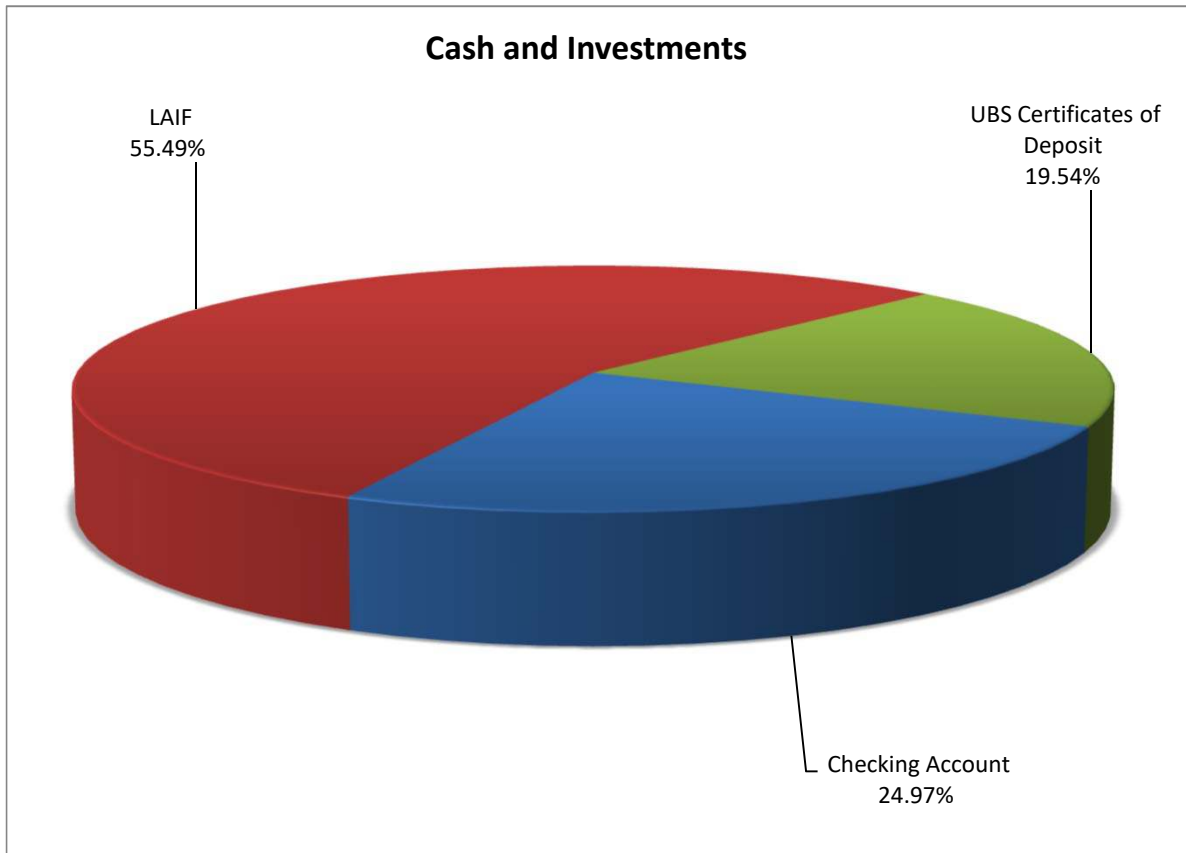


Rochelle Patterson
Director of Finance and Administration/Treasurer



Amy Aguer
Controller

I certify that the investments of the Newhall Water Division are in compliance with the Investment Policy as adopted by the Board of Directors, and that the Division has the ability to meet the expenditure requirements for the next 6 months.



NEWHALL WATER DIVISION
As of December 31, 2019

<u>Description</u>	<u>Rate</u>	<u>Yield</u>	<u>Market Value</u>
Wells Fargo Bank Cash & Sweep	1.50%	1.50%	\$ 3,474,368
Local Agency Investment Fund (LAIF)	2.04%	2.04%	7,721,415
			<u>\$ 11,195,783</u>

<u>Description</u>	<u>Par</u>	<u>Rate</u>	<u>Yield</u>	<u>Purchase Date</u>	<u>Maturity Date</u>	<u>Average Remaining Days</u>	<u>Average Interest</u>
<u>UBS Certificates of Deposit</u>							
MUFG Union Bank NA CA US	200,000	2.85%	2.85%	10/11/18	10/16/20	289	5,700
BMW Bank UT US	200,000	2.20%	2.20%	10/29/15	10/16/20	289	4,400
Compass Bank AL US	200,000	2.95%	2.95%	10/11/18	10/19/20	291	5,900
American Express C UT US	200,000	2.25%	2.25%	10/29/15	11/04/20	308	4,500
Capital One Bank VA US	200,000	2.15%	2.15%	10/29/15	11/04/20	455	4,300
World's Foremost B NE US	200,000	1.80%	1.80%	03/24/16	03/31/21	455	3,600
JP Morgan Chase Bank DE US	100,000	1.70%	1.70%	09/26/16	09/30/21	638	1,700
Wells Fargo Bank NA SD US	200,000	1.75%	1.75%	10/27/16	11/02/21	671	3,500
State Bank of India NY US	200,000	2.25%	2.25%	01/30/17	02/09/22	770	4,500
Goldman Sachs Bank NY US	200,000	2.35%	2.35%	10/24/17	11/01/22	1,035	4,700
Bank of Fordward ND US	210,000	2.90%	2.90%	03/29/19	03/20/24	1,571	6,090
HSBC Bank USA NA VA US	210,000	2.00%	2.00%	10/08/19	09/23/24	1,726	4,200
First United B&T CO OK US	200,000	2.05%	2.05%	10/31/19	10/11/24	1,744	4,100
Sallie Mae Bank UT US	200,000	1.95%	1.95%	11/22/19	11/20/24	1,784	3,900
	<u>\$ 2,720,000</u>					<u>859</u>	<u>\$ 61,090</u>

NWD Total Cash and Investments

13,915,783

SCV Water
 Santa Clarita Water Division
 Cash and Investment Summary
 As of December 31, 2019

SCWD*	Balance	Percent of Total	Maximum Concentration Allowed	Average Remaining Life Days	Weighted Avg. Yield
Retail Division Cash and Sweep	9,614,704	18.55%	n/a		1.50%
Wells Fargo Government I 1751 MMF	6,325,144	12.20%	10%		1.53%
FNMA Bond	2,000,000	3.86%	100%	116	1.63%
FHLB Bond	3,500,000	6.75%	100%	250	1.59%
FHLMC Bond	3,290,000	6.35%	100%	503	2.40%
LAIF	21,052,863	40.62%	State Max	-	2.04%
California State Taxable Municipal Bond	1,500,000	2.89%	30%	275	2.30%
Wells Fargo Certificates of Deposit	4,550,000	8.78%	30%	368	2.45%
Total	51,832,710	100.00%			
Total Cash and Investment**	51,832,710	100.00%			

* See SCWD Portfolio on next page for detailed descriptions.

** Total for SCWD includes estimated \$2,569,003 in refundable Developer Deposits.

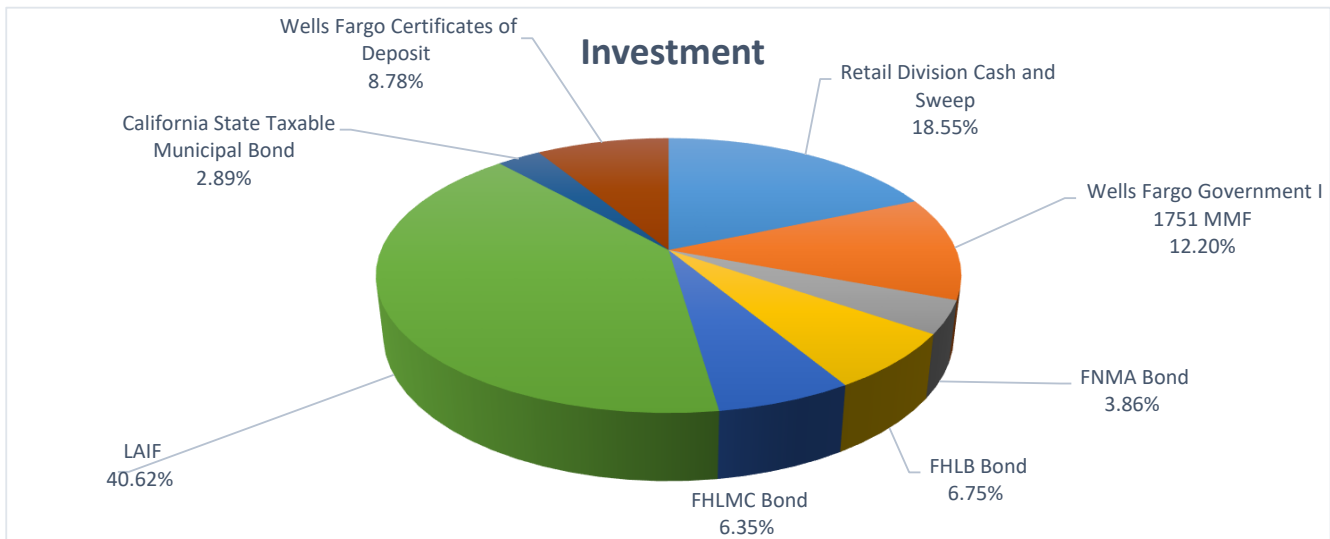
I certify that the investments of the Santa Clarita Water Division are in compliance with the Investment Policy as adopted by the Board of Directors, and that the Division has the ability to meet the expenditure requirements for the next 6 months.



Rochelle Patterson
 Director of Finance and Administration/Treasurer



Elizabeth Ooms-Graziano
 Retail Administrative Officer



SCV Water
Santa Clarita Water Division
Cash and Investment Summary
As of December 31, 2019

<u>Description</u>	<u>Balance</u>	<u>Rate</u>	<u>Yield</u>
Cash and Sweep (Cash in Bank)	9,614,704	1.50%	1.50%
Local Agency Investment Fund (LAIF)	21,052,863	2.04%	2.04%
Wells Fargo Government I 1751 Money Market Fund (MMF)	6,325,144	1.53%	1.53%
	<u>36,992,710</u>		

<u>Description</u>	<u>Par</u>	<u>Rate</u>	<u>Yield</u>	<u>Purchase Date</u>	<u>Maturity Date</u>	<u>Life Days</u>	<u>Remaining Days</u>	<u>Average Interest</u>
<u>Federal Government Agency Investment Portfolio</u>								
Fannie Mae [†] (FNMA)	1,000,000	1.50%	1.50%	12/16/16	03/16/20	1,187	76	15,000
Federal Home Loan Bank [†] (FHLB)	2,000,000	1.75%	1.75%	01/30/17	07/30/20	1,278	212	35,000
Fannie Mae [†] (FNMA)	1,000,000	1.75%	1.75%	12/28/16	09/28/20	1,371	272	17,500
Federal Home Loan Bank [†] (FHLB)	1,500,000	1.38%	1.38%	07/13/16	10/13/20	1,554	287	20,625
Freddie Mac (FHLMC)	2,000,000	2.50%	2.50%	07/24/19	01/24/22	1,081	597	50,000
Freddie Mac (FHLMC)	1,290,000	2.25%	2.25%	07/08/19	07/08/22	1,097	913	29,025
	<u>8,790,000</u>						<u>393</u>	<u>\$ 167,150</u>

[†] Callable

<u>Description</u>	<u>Par</u>	<u>Rate</u>	<u>Yield</u>	<u>Purchase Date</u>	<u>Maturity Date</u>	<u>Life Days</u>	<u>Remaining Days</u>	<u>Average Interest</u>
California State Taxable Municipal Bond	1,500,000	2.30%	2.30%	1/29/2018	10/1/2020	976	275	\$ 34,500
	<u>1,500,000</u>						<u>275</u>	<u>\$ 34,500</u>

Note: Cash and Sweep, LAIF and Wells Fargo Money Market Fund are liquid investments.

SCV Water
Santa Clarita Water Division
Cash and Investment Summary
As of December 31, 2019

<u>Description</u>	<u>Par</u>	<u>Rate</u>	<u>Yield</u>	<u>Purchase Date</u>	<u>Maturity Date</u>	<u>Life Days</u>	<u>Remaining Days</u>	<u>Average Interest</u>
<u>Wells Fargo Certificates of Deposit</u>								
Allegiance Bank Texas	250,000	2.50%	2.50%	01/23/19	01/23/20	206	23	6,250
US Bank Natl Assoc	250,000	2.55%	2.55%	01/23/19	01/23/20	206	23	6,375
Safra National Bank	250,000	2.80%	2.80%	12/27/18	04/15/20	320	106	7,005
Gothenburg State Bank & Trust	250,000	2.80%	2.80%	11/28/18	05/28/20	363	149	7,000
Capital One Bank, NA	50,000	2.30%	2.30%	07/23/15	07/29/20	425	211	1,150
Capital One Bank USA, NA	250,000	1.85%	1.85%	12/07/16	12/07/20	556	342	4,625
Pinnacle Bank TN	250,000	3.05%	3.05%	12/14/18	12/14/20	563	349	7,625
Mercantile Commerce Bank	250,000	1.90%	1.90%	12/16/16	12/16/20	565	351	4,750
Ally Bank	250,000	2.15%	2.15%	12/21/17	12/21/20	570	356	5,375
Morgan Stanley Bank	250,000	2.15%	2.15%	12/21/17	12/21/20	570	356	5,375
Merrick Bank	250,000	2.25%	2.25%	01/30/18	01/29/21	609	395	5,625
Eagle Bank	250,000	2.85%	2.85%	09/07/18	03/08/21	647	433	7,125
Enerbank USA	250,000	2.40%	2.40%	04/12/19	04/12/21	682	468	6,000
Synovus Bank GA	250,000	2.40%	2.40%	04/17/19	04/16/21	686	472	6,000
Cenetury Next Bank	250,000	2.40%	2.40%	04/24/19	04/23/21	693	479	6,000
First Internet Bank	250,000	2.20%	2.20%	12/18/17	12/17/21	931	717	5,500
Sally Mae Bank/Salt Lke	250,000	2.60%	2.60%	04/10/19	04/11/22	1,046	832	6,500
American Express Bank FSB	250,000	2.35%	2.35%	05/03/17	05/03/22	1,068	854	5,875
Citibank	250,000	3.00%	3.00%	05/16/18	05/23/22	1,088	74	7,500
	4,550,000						368	\$ 111,655

SCWD Total Cash and Investments **51,832,710**

[This page intentionally left blank.]

SCV WATER
Valencia Water Division
As of December 31, 2019
Investment Report

	Current Balance	Percent of Total	Average Remaining Life Days	Weighted Average Yield
Wells Fargo Cash and Sweep	\$16,543,502	70.1%	n/a	1.50%
LAIF	\$3,802,931	16.1%	n/a	2.04%
Certificates of Deposit	\$1,250,000	5.3%	397	2.87%
US Treasury Bill	\$2,000,000	8.5%	556	2.56%
Total Cash and Investment**	<u>\$23,596,433</u>	<u>100.0%</u>		

** Total for VWD includes estimated \$3,000,975.00 in refundable Developer Deposits, and \$504,996.00 of NWD water customer payments transferred to NWD in January 2020.

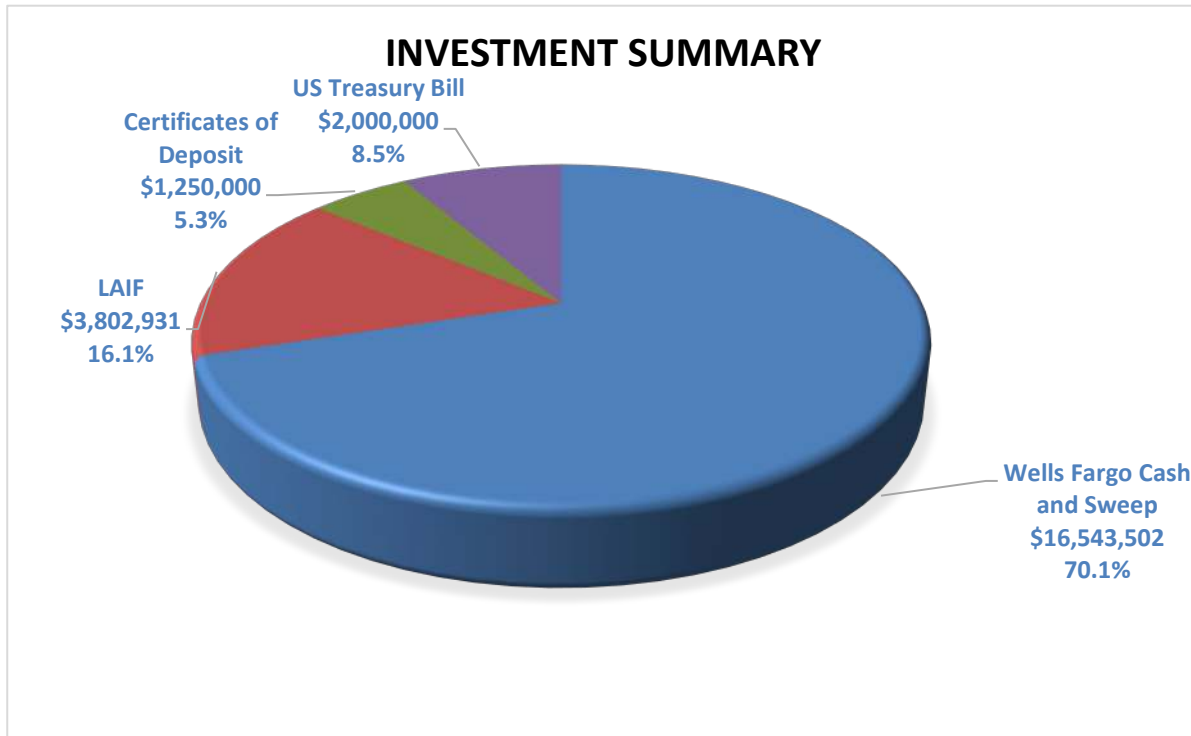
I certify that the investments of the Valencia Water Division are in compliance with the Investment Policy as adopted by the Board of Directors, and that the Division has the ability to meet the expenditure requirement for the next 6 months.



Rochelle Patterson
 Director of Finance and Administration, Treasurer



Elizabeth Ooms-Graziano
 Retail Administrative Officer



SCV WATER
Valencia Water Division
Cash and Investment Summary
As of December 31, 2019

Description	Balance	Rate	Yield			GASB 72 Fair Value Hierarchy
Wells Fargo Cash and Sweep	16,543,502	1.50%	1.50%			2
Local Agency Investment Fund (LAIF)	3,802,931	2.04%	2.04%			2
	<u>20,346,433</u>					

Description	Par	Rate	Yield	Purchase Date	Maturity Date	Life Days	Remaining Days	Average Interest	GASB 72 Fair Value Hierarchy
12/31/2019									
Certificates of Deposit									
DRUMMOND COMMUNITY BANK	250,000	2.600%	2.600%	9/25/2018	3/25/2020	547	85	6,500	1
IBERIABANK/LA	250,000	2.850%	2.850%	11/28/2018	5/28/2020	547	149	7,125	1
BNY Mellon NA	250,000	2.800%	2.800%	9/24/2018	9/24/2020	731	268	7,000	1
STEARNS BANK NA	250,000	2.950%	2.950%	7/6/2018	7/6/2021	1096	553	7,375	1
COMENITY CAPITAL BANK	250,000	3.150%	3.150%	7/16/2018	7/18/2022	1463	930	7,875	1
	<u>1,250,000</u>						<u>397</u>	<u>35,875</u>	
Corporate Bond									
	<u>0</u>						<u>909</u>	<u>90,000</u>	
US Treasury Bill									
United States Treasury Note	1,000,000	2.500%	2.500%	2/12/2019	1/31/2021	719	397	25,000	1
United States Treasury Note	1,000,000	2.625%	2.625%	12/17/2018	12/15/2021	1094	715	26,250	1
	<u>2,000,000</u>						<u>556</u>	<u>51,250</u>	
VWD Total Cash and Investments	<u><u>\$23,596,433.17</u></u>								

GASB 72 Fair Value Hierarchy:

Level 1 - inputs are quotes prices in active markets for identical assets.

Level 2- inputs are significant other observable inputs.

Level 3 - inputs are significant unobservable inputs.

Credit Card Registers

[This page intentionally left blank.]

**SCV Water - Regional Division
Credit Card Charges
Paid in December 2019**

Merchant Name and Description	Total
2COCOM KOFAX.COM	179.00
Software purchase for Susana Rave. PC replaced needed to replace Nuance ecopy PDF software currently published by Nuance but sold through Kofax as the parent company.	179.00
7-ELEVEN 33154	37.79
Fuel upon car rental return from CSDA Board Secretary Conference	37.79
8870 ROYAL	1,674.37
Cable for CL2 sensors	286.69
Data crimper for truck I-67	65.95
Electric meter for Dirks H. truck I-63	486.20
Electrical ko seals supply for truck I67	82.09
O-Cal parts for chemical Rm	200.05
Photocells for lighting.	29.74
PLC Batteries - Sand Cyn Pump Station Generator Controls	331.52
Wire, Tie Wraps, Bases - Sand Canyon and Princess Booster Panel Upgrade	192.13
ABM ONSITE WESTFIELD MALL	5.00
Whittaker Mediation parking fee	5.00
ACROBAT PRO SUBS	179.88
Adobe Acrobat Professional DC Subscription for April Jacobs. Upgrading to new Windows 10 computer.	179.88
ALBERTSONS 1360	16.99
Executive Staff Meeting 11/26/19	16.99
AMAZON.COM 3K0RF8393 AMZN	185.04
Fuel Tanks Bought For Honda Generators for SCADA	185.04
AMAZON.COM 3T0QS04Z3	27.82
Hose adapters for gas sniffers	27.82
AMAZON.COM 8D6KL8DY3 AMZN	189.97
Flexi Core Drain Cleaner Cable	189.97
AMAZON.COM 9L6K90883 AMZN	18.59
New signage for visitor entrance at pine	18.59
AMAZON.COM CD9FW7KM3 AMZN	189.97
Flexi Core Drain Cleaner Cable	189.97
AMAZON.COM DL9SO9F63 AMZN	42.53
Kitchen Supplies	42.53
AMAZON.COM DU7UB13U3 AMZN	49.25
Whirlpool Refrigerator Water Filter for Summit Circle - CA B and G Dept.	49.25
AMAZON.COM J17TS8NH3 AMZN	327.41
Keurig K155 Commercial Coffee Maker - CF/WR	327.41
AMAZON.COM J44LP3HJ3	22.89
Smead Classification Folders - LM for AA/ACCTG	22.89
AMAZON.COM O056Q7BG3 AMZN	64.49
Office Supplies Pine Street Location - Coffee	64.49
AMAZON.COM P37K94X13 AMZN	16.87
Magnetic Data Card Holders for Storage Racks - BL/ADM	16.87
AMAZON.COM PT5WY6RD3	90.53
Mechanical Time Switch for Truck Stock	90.53
AMAZON.COM TC6SR81K3 AMZN	83.04
Restock Coffee	83.04
AMAZON.COM T18XH8723 AMZN	8.18
Avery Printable Greeting Cards - EK/WR	8.18
AMAZON.COM W39NP3K53	189.97
Flexi Core Drain Cleaner Cable	189.97
AMZN MKTP US 006BK9FE3	189.42
Drywall Gun for Buildings and Grounds	189.42
AMZN MKTP US 2F8BV0GS3	8.65
Office Supplies	8.65
AMZN MKTP US 691W00M43 AM	40.07
OBD tool for truck diagnostics	40.07
AMZN MKTP US 8S0QX31Q3 AM	21.69
Kitchen Supplies	21.69

**SCV Water - Regional Division
Credit Card Charges
Paid in December 2019**

Merchant Name and Description	Total
AMZN MKTP US C40G76MI3	50.47
Confidential Interoffice Envelopes - HR Dept.	50.47
AMZN MKTP US DC1CJ15V3	29.50
Critical replacement gaskets for older Dell computers used to mount case fans.	29.50
AMZN MKTP US DQ80472Q3 AM	19.60
Vertical File Folder for Administration Conference Room - KG/ACCTG	19.60
AMZN MKTP US E80CH8LE3 AM	228.90
Kitchen and Office Supplies	228.90
AMZN MKTP US GH93S6833 AM	656.99
Office Equipment Pine Street - Coffee	656.99
AMZN MKTP US HK7CO2OF3 AM	59.35
Office Supplies	59.35
AMZN MKTP US I82P22UO3 AM	67.86
Portable LED Work Lights.	67.86
AMZN MKTP US J02RK4IP3 AM	32.84
Vornado Vortex Space Heater - BL/ADM for Supply	32.84
AMZN MKTP US KS1GU9BD3	164.20
Hip Waders for Russ 15	164.20
AMZN MKTP US LH0W83GV3	203.14
Flow Valve for RVWTP Admin Bldg HVAC System.	203.14
AMZN MKTP US LL00V2313 AM	83.49
9x12 White Catalog Envelopes - Supply, Vornado Vortex Heater - Supply	83.49
AMZN MKTP US M38ZA1250	67.08
Fittings Bought For Honda Generators for SCADA	67.08
AMZN MKTP US N353Y6C13 AM	229.95
LED Replacement Light Bulbs.	229.95
AMZN MKTP US OO6HC75H3 AM	73.30
Office Supplies Pine Street - Coffee	73.30
AMZN MKTP US Q22W33AP3	84.88
Replace safety ice holder	84.88
AMZN MKTP US RC8PM5EA3	13.85
Pilot Clicker Erasable Gel Pens - KG/FIN	13.85
AMZN MKTP US RH6GY1FD3 AM	191.55
LED Corn Bulb.	191.55
AMZN MKTP US YL7JE3CI3 AM	80.47
Kitchen and Office Supplies	80.47
APPLE.COM/BILL	224.85
Jump Desktop application for Production iPads. For field SCADA access.	224.85
ASSOCIATION OF CALIFORNI	(650.00)
ACWA Fall Conference - Registration - 12/3-6/19 - San Diego - Director Atkins	(650.00)
AUTOMATIONDIRECT.COM	953.75
Magnetic Flow Meter.	953.75
AVANGATE.COM	(179.00)
Refund from Kofax due to problems using their activation server.	(179.00)
AWWA.ORG	684.80
AWWA survey results on water and waste water rates AWWA bench marking and performance metrics books	684.80
BEST BEST AND KRIEGER LLP	75.00
SEI Form 700 Training - Registration - 11/6/19 - Webinar - A. Jacobs	75.00
BEST BUY 00001131	1,449.68
Refrigerator for Golden Triangle	1,313.99
Refrigerator for Mike Alvord- Golden Triangle	98.53
Wireless mouse request: Kim Grass	18.58
Wireless mouse request: Liza Moncada	18.58
BLACK BOX CORPORATION	182.07
Glass cleaner	182.07
BOB HOPE AIRPORT	48.00
SWCs Monthly Meeting - Parking - 11/20-21/19 - Sacramento - M. Stone	48.00

**SCV Water - Regional Division
Credit Card Charges
Paid in December 2019**

Merchant Name and Description	Total
BOX, INC.	575.00
Box.com FTP site	575.00
BUDGET RENT-A-CAR	178.56
Car rental to drive to Seaside, CA for CSDA Board Secretary Conference	178.56
CALIFORNIA SOCIETY OF MUN	110.00
CSMFO Membership Renewal for Ari Mantis	110.00
CA-NV SECTION, AWWA	375.00
Seminar attendee Julia Grothe	375.00
CARID.COM	261.14
New floor mat s for new dump truck #84	261.14
CHI CHI'S PIZZA - SAUGUS	111.74
FMIS Software Conversion Working Lunch-Inventory Standardization. L. Moncada, J. Woodworth, S. Hobberchalk, T. Tucker & A. Aguer	111.74
COCOS BAKERY RESTAURANT	61.95
October/November Birthday/Anniversary and supplies for Thanksgiving potluck	61.95
CORNER BAKERY 0208	396.45
Credit back from Corner Bakery for missing item not delivered	(65.00)
Executive Staff Meeting 11 26 19	371.36
NWD Billing conversion testing breakfast - Customer Care Dept	20.98
NWD Billing conversion testing lunch - Customer Care Dept	69.11
COSTCO DELIVERY 653	886.17
Office Supplies - Non Taxable	251.55
Office Supplies - Non Taxable - JM/EDC	20.95
Office Supplies - Taxable	613.67
COSTCO WHSE #0447	52.19
Office Supplies - Non Taxable - Coffee	12.79
Office Supplies - Taxable - Batteries	39.40
DAPPER DANS CARWASH	64.90
Car wash for Truck S41	15.00
Dapper Dan's car washes # N55	29.95
Monthly Car Wash Fee - Unit# N73	19.95
DEL AMO CHEMICAL CO	396.44
Isopropyl Alcohol for Cleaning Ozone Generators at ESFP.	396.44
DIGICERT INC	995.00
Web services for legacy VWD	995.00
DISPUTE-HAIR ZONE BEAUTY	(500.00)
Credit for Fraudulent Charge	(500.00)
DKC DIGI KEY CORP	53.80
3 Pressure transmitter ICs for Hach 5500 AMC motherboards	53.80
DNH GODADDY.COM	167.88
Website services for network	167.88
DNH SUCURI WEBSITE SECURI	9.99
SCV Website Maintenance	9.99
DROPBOX 2X3S21K9PY9N	119.88
Storage/share files	119.88
DT DULUTH TRADING CO	62.39
Contractors Bag - Jim Moreno	62.39
EIG CONSTANTCONTACT.COM	295.00
Social Media - eNews	295.00
FASTENAL COMPANY 01CAVAE	253.04
Bolts, nuts and washers.	250.85
Metric Hardware - Sand Cyn and Princess Booster Panel Upgrade	2.19
FREDPRYOR CAREERTRACK	597.00
Fred Pryor Seminar: Business Writing for Results - Brent Payne and Josephine Ngoon	398.00
Fred Pryor Seminar: Business Writing for Results - Elaine Blanford	199.00
HABIT RYE CANYON#13	58.91
Lunch for the Customer Care Dept at Rockefeller.	58.91
HAIR ZONE BEAUTY SUP	500.00

**SCV Water - Regional Division
Credit Card Charges
Paid in December 2019**

Merchant Name and Description	Total
Fraudulent Charge	500.00
HALFMOON EDUCATION	578.00
Seminar: Retaining Wall Design and Slope Stabilization Techniques - Brent and Josephine	578.00
HYATT REGENCY SACRAMENTO	238.48
SWCs Monthly Meeting - Lodging - 11/20-21/19 - Sacramento - M. Stone	238.48
ISLAND REST 040	38.64
Lunch Meeting with K Abercrombie and M Stone regarding Operations review.	38.64
JOHNSTONE SUPPLY VALENCIA	144.84
Air filters and thermometers.	144.84
KARMA INDIAN CUSINE	25.79
Lunch with Matt	25.79
KLEEN-RITE CORPORATION	124.84
High Pressure swivels bought for Hose Reels on Ditch Witch Equipment	124.84
LIONS GATE HOTEL	890.50
OCT Water Quality Academy - Water Treatment Certification - E Doss	520.36
OCT Water Quality Academy - Water Treatment Certification - V Titiriga	370.14
LOGMEIN OPENVOICE	22.40
Open voice for goto meeting	22.40
LOWES #00907	252.82
Microwave oven for HR Department.	105.03
Whirlpool Refrigerator Water Filters for Summit Circle - CA B and G Dept.	147.79
LOWES #01510	1,003.83
250W Lamp - Truck I58	12.02
4 foot lights for pine street office.	38.30
5 gal bucket, chisels, water cooler	69.47
Cement, drill bits	68.24
Drywall supplies for Pine street Camera project.	26.97
Fitting for HVAC Balimo valve.	47.26
Internet cord slicer	7.82
Paint pans.	6.50
Power strips.	15.31
Quick set cement and bucket for installation of SCADA cabinet - Valencia V2	13.06
Sanding supplies	67.80
Tool Purchases	97.39
Tools for S29	123.67
Torx timer for stock.	64.61
Truck Unit #I57 small tools.	312.86
Wall anchors.	32.55
LOWES #01972	520.39
Shop tools and supplies	214.40
Tool Purchases	305.99
LYFT RIDE THU 8AM	32.68
Taxi - Sites Reservoir Meeting Sacramento 11/21/19	32.68
MARRIOTT SACRAMENTO RA	317.40
Hotel - Delta Conveyance Meeting Sacramento 11/13/19 - 11/15/19	317.40
MCDONALD'S F31292	85.76
Breakfast for crews who worked all night	85.76
MCMASTER-CARR	217.57
Heat Shrink, Hardware - S6 Well VFD Cabinet Install	56.37
Rivet Nuts, Bolts - Sand Cyn. and Princess Booster Panel Upgrades	29.04
Tie Wraps, Bases - Truck I58 Stock	132.16
MODERN PARKING LOC 155	9.00
Parking for Leadership Conference in Pasadena	9.00
MONNIT	39.00
Climate monitoring system for Rockefeller server room.	39.00
NAPA AUTO PARTS	102.10
Shear pins for Rio Vista Sludge tanks wiper Gear Drive.	102.10
NATIONAL INSITUTE OF GOVE	370.00

**SCV Water - Regional Division
Credit Card Charges
Paid in December 2019**

Merchant Name and Description	Total
NIGP 2020 MEMBERSHIP RENEWAL	370.00
NEWHALL HARDWARE	4.34
Parts for sample taps at Newhall Tank 7	4.34
NEWHALL VALENCIA LOCK K	37.45
Keys	37.45
PANERA BREAD #204228	292.87
Active Shooter Awareness Training - Rockefeller Location	292.87
PANERA BREAD #204228 P	101.74
NWD Billing conversion testing breakfast - Customer Care Dept	101.74
PANERA BREAD #204229	401.17
Active Shooter Awareness Training - Golden Triangle Location	246.38
Executive Staff Meeting	154.79
PARTY CITY 1517	237.88
SCV Water Thanksgiving Potluck - Pine Street Location	119.07
Thanksgiving Luncheon decoration	84.71
Thanksgiving Potluck paper goods/tablecloths Summit Circle	34.10
PAYPAL ASSOCIATION	28.00
American Water Works Association of Ventura County Breakfast - Registration - 11/21/19 - Ventura - M. Gutzeit	28.00
PAYPAL EBAY SJSCOMMERC	302.35
Restock trenching shovels Great price	302.35
PEPBOYS STORE 808	26.58
Gasket maker for Unit 5	26.58
PUNCH BOWL SOCIAL DALLAS	14.99
Lunch - M. Alvord	14.99
RALPHS #0147	47.22
Snacks for Finance and Administration Committee Meeting	28.72
Snacks for Vending Machine	18.50
RATTLERS BAR B QUE - 1	171.81
Halloween Carving Contest BBQ	137.95
Lunch Meeting with K Abercrombie and G Haggin regarding Operations Updates	33.86
SAMS CLUB #4824	501.60
Office Supplies	280.67
Office supply	37.87
Snacks for Vending Machine	183.06
SAMSCLUB #4824	(8.98)
Return of Expired Item - vending machine snack	(8.98)
SHELL OIL 57427678008	43.41
Fuel upon leaving Seaside, CA from CSDA Board Secretary Conference	43.41
SHERATON DALLAS	132.53
Breakfast for Mike	18.16
Meals for Ryan Bye, Dean Takashima, and Mike A at WQTC	114.37
SMART AND FINAL 468	98.68
October/November Birthday/Anniversary	98.68
SOUTHWES 5262136316666	509.96
Delta Conveyance Partnering Session #3 - Airfare - 10/31/19 - Sacramento - M. Stone	509.96
SOUTHWES 5262137950811	509.96
Airfare - Sites Reservoir Meetings Sacramento 11/21/19	509.96
SOUTHWES 5262139440042	11.20
Accidental use of Agency Card - Employee will reimburse agency	11.20
SOUTHWES 5262140603067	509.96
Airfare - Delta Conveyance Meeting Sacramento 11/13/19-11/15/19	509.96
SOUTHWES 5262141068609	509.96
SWCs Monthly Meeting - Airfare - 11/20-21/19 - Sacramento - M. Stone	509.96
SOUTHWES 5262144839990	509.96
CSDA Committee Meetings - Airfare - 2/5/20 - Sacramento - Director Martin	509.96
SOUTHWES 5262144843447	509.96
SWCs Monthly Meeting - Airfare - 12/18-19/19 - Sacramento - M. Stone	509.96

**SCV Water - Regional Division
Credit Card Charges
Paid in December 2019**

Merchant Name and Description	Total
SPICE IN THE CITY	57.88
Dinner for Ryan Bye, Dean Takashima, and Mike A at WQTC	57.88
SPUDNUTS BAKERY CROISSANT	39.98
Landscape Education November class-snacks	39.98
SQ KESH CAB SERVIC	43.70
Taxi - Delta Conveyance Meeting Sacramento - 11/7/19	43.70
SQ TIKI LOCO DEEP ELLUM	50.73
Dinner for Dean Takashima and Ryan Bye during the AWWA WQTC Conference in Dallas	19.30
Lunch for Ryan Bye, Dean Takashima, and Mike A at WQTC	31.43
STATERBROS130	4.56
Executive Staff Meeting - 11 26 19	4.56
THE CITIZEN HOTEL	291.65
Hotel - Delta Conveyance Meeting Sacramento - 11/6/19 - 11/7/19	291.65
THE FLAG COMPANY	848.58
Indoor and Outdoor U.S./California State Flags.	848.58
THE HOME DEPOT #0653	518.15
Fiber cable	21.74
Paint and supplies for camera project at Pine street	67.90
Power strip, Flashlight and Rags in a box	183.86
Rope, Twine, Bucket - Truck I58	25.36
SCVWA crew truck - material stock	44.13
Tool Purchases	22.95
Unit 50 small tool replacement	152.21
THE HOME DEPOT #1055	1,862.37
Circuit Breakers - New Tank Mixer Install - Honby Tank 1/2	79.98
Cordless drill.	163.16
Electrical fittings	8.67
Electrical fittings, conduit for installation of wired chlorine leak detectors in RVWTP - Chlorine Building	52.83
Paint for CL2 Sensor job	13.07
Silicone and gloves.	39.97
Small tools - saw blades for truck I67	61.22
Small tools - torpedo level, nut drivers, pliers and insulated screw driver for truck I67	138.93
Storage cabinets for new modular and warehouse supplies	1,149.66
Storage tote for truck I-67	19.67
Trowel, concrete premix, clamps and a pulley to install SCADA radio cabinet at Valencia V2 turnout	135.21
THE HOME DEPOT 1055	508.98
Saw and battery for truck I-67	249.66
Tools for S29	259.32
THE HOME DEPOT 653	1,071.03
Parts and tools for unit 25	301.16
Small tool replacement unit 50	422.33
Tools for S29	347.54
THE RITZ CARLTON MRN D	380.40
World Water Tech Summit - hotel	341.40
World Water Tech Summit - parking	39.00
TLF BLOOMIES FLORIST	93.08
NWD Billing conversion testing, flowers - Customer Care Dept	93.08
TOPPERS PIZZA PLACE VALEN	73.56
FMIS Oracle/Emtec Confirmation Session Lunch - Core Team & Consultants	73.56
UBER TRIP	50.93
Delta Conveyance Partnering Session #3 - Uber - 10/31/19 - Sacramento - M. Stone	19.92
SWCs Monthly Meeting - Uber - 11/20-21/19 - Sacramento - M. Stone	31.01
UNITED 0161534664580	(12.00)
Refund of preferred seating - charged in Sept	(12.00)
UNITED 0161534664581	(12.00)
Refund of preferred seating - charged in Sept	(12.00)
V.S.P. PARKING BURBANK	104.00
Delta Conveyance Partnering Session #3 - Parking - 10/31/19 - Sacramento - M. Stone	13.00

**SCV Water - Regional Division
Credit Card Charges
Paid in December 2019**

Merchant Name and Description	Total
Parking at Burbank Airport - Delta Conveyance Meeting Sacramento 10/30/19	13.00
Parking at Burbank Airport - Delta Conveyance Meeting Sacramento 11/13/19 -11/15/19	39.00
Parking at Burbank Airport - Delta Conveyance Meeting Sacramento 11/6/19 -11/7/19	26.00
Parking at Burbank Airport - Sites Reservoir Meeting Sacramento 11/21/19	13.00
VALLEY INDUSTRIAL ASSOCIA	165.00
VIA event - Registration	15.00
VIA Monthly Luncheon - Registration - 11/19/19 - Director Atkins	50.00
VIA Monthly Luncheon - Registration - 12/17/19 - Director Martin	50.00
VIA Monthly Luncheon Meeting - Registration	50.00
VONS #3325	323.82
Castaic Dam Downstream Valve Refurbishment Meeting	80.46
Employee Thanksgiving Luncheon-Regional	43.36
Halloween Carving Contest winners gift cards	200.00
WAL-MART #3523	30.64
EO and Public Outreach Committee Snacks - November 2019	21.68
Water Resources Office Supplies	8.96
WESTERN BAGEL TOO 4	44.05
Landscape Education November class-snacks	44.05
WHICH WICH 0002	21.32
Lunch at WQTC - M. Alvord	10.01
Lunch for Ryan Bye during the AWWA WQTC Conference in Dallas	11.31
WHOLEFDS VAL 10178	10.00
October/November Birthday/Anniversary	10.00
WOLF CREEK RESTAURANT & B	85.18
FMIS Lunch Meeting - Rochelle P, Amy A, Erica Burles-Consultant, Christina Schueneman-Consultant - Project Code 300300	85.18
WPONCALL.COM	49.00
GSA Website	49.00
WSJ CONFERENCES	895.00
Registration for cyber security seminar-J.Herbert	895.00
WWW COSTCO COM	75.96
Meeting snacks	75.96
Subtotal	33,262.60

Employee Meals

Merchant Name and Description	Total
ALBERTSONS 1360	468.60
11/01/2019 Team building BBQ-Regional	281.93
11/15/2019 Team building BBQ-Regional	186.67
CALI PIZZA KITC INC #260	85.52
Working lunch with Kathie Martin regarding strategic plan objective milestones and performance metrics	38.38
Working lunch with Mike Alvord regarding strategic plan objective milestones and performance metrics	47.14
CORNER BAKERY 0208	471.42
VENDOR LUNCH for IGOE Consultant. HR Department, Ari Mantis, Linda Pointer, Jenny Joo, JoAnna Brison and Suzanne Carapella.	110.39
WR and Educational staff team-building meeting	361.03
GOOGIE GRILL	37.14
Dinner Nov 11 during CSDA Board Secretary Conference - ED	37.14
JOSE'S MEXICAN FOOD	19.11
Dinner Nov 14 during CSDA Board Secretary Conference - ED	19.11
LAZY DOG RESTAURANT 5	111.68
HR Dept - Staff Development Lunch- R.Patterson, A.Mantis, J.Joo, L.Pointer, J.Brison, S-Temp	111.68
MIMIS CAFE 36	83.53
Breakfast Meeting with Directors Cooper, Gutzeit and Martin and M. Stone Regarding the GM Review	83.53
PANERA BREAD #204228 P	47.24
Bagels - Welcome NWD CC to Rockefeller	47.24

**SCV Water - Regional Division
Credit Card Charges
Paid in December 2019**

Merchant Name and Description	Total
RALPHS #0147	50.66
Board Meeting Cookies and Whip Cream	13.57
Snacks and Sodas for Board Meetings	37.09
RATTLERS BAR B QUE - 1	84.96
Lunch meeting - S. Cole & K. Helm	35.16
Working lunch planning discussion with Rochelle Patterson and Cris Perez	49.80
SAMS CLUB #4824	9.98
Supplies for Board Meeting	9.98
SAMSClub #4824	39.98
Jenny Joo's Baby Shower Cake	39.98
SILVER TIDE	38.81
Dinner Nov 13 during CSDA Board Secretary Conference - ED	38.81
STARBUCKS STORE 09233	14.30
Whittaker Mediation Breakfast- S.Cole, M. Stone & K. Abercrombie	14.30
WOOD RANCH VALENCIA	627.22
Dinner for the 11/19/19 Regular Board Meeting	627.22
Subtotal	2,190.15
 Grand Total	 35,452.75

NWD Credit Card Register - American Express
For the month ending December 31, 2019

Merchant Name	Description	Total
Amazon Web Services	AWS Service	8.28
GoDaddy.com	Web Hosting	2.99
Stonefire Grill	Lunch Meeting - HCM/Payroll Functional Requirements	450.56
Sam's Flaming Grill	Holiday Luncheon - Finance, HR and Administration Staff	586.49
EIG*Constant Contact	Monthly Electronic Newsletter Database	125.00
WEB*Networksolutions	Web Hosting & Web Forwarding	13.98
Audible US	Audio Book	12.95
Amazon	Office Supplies	40.50
Amazon	Points Credit	(40.50)
Total American Express		1,200.25

SCV WATER
Santa Clarita Water Division
Credit Card Register
From: December 1, 2019 - December 31, 2019

Merchant Name	Description	Amount
Amazon	Supplies - Pine Street	\$358.08
	Mailbox for USPS - Pine Street	\$262.78
	Kitchen and office supplies	\$203.88
	Office supplies	\$131.49
	Kitchen supplies	\$49.99
AMAZON TOTAL		\$1,006.22
Ashley Homestore	Furniture for on-call room	\$1,079.98
ASHLEY HOMESTORE TOTAL		\$1,079.98
Auto Key SCV Compueze	Replacement key - unit #V75	\$183.66
AUTO KEY SCV COMPUEZE TOTAL		\$183.66
Best Buy	Television for on-call room	\$368.33
BEST BUY TOTAL		\$368.33
Costco Warehouse	Snacks and beverages for vending machine	\$313.82
	Snacks for various meetings	\$136.14
COSTCO WAREHOUSE TOTAL		\$449.96
Dapper Dan's Car Wash	Car wash - unit #S41	8.00
DAPPER DAN'S CAR WASH TOTAL		\$8.00
Grand Hyatt	ACWA Conference, San Diego - lodging for K. Abercrombie 12/3/19-12/7/19	835.39
GRAND HYATT TOTAL		\$835.39
Halfmoon Education	Registration for Retaining Wall Design and Slope Stabilization Techniques seminar	\$289.00
HALFMOON EDUCATION TOTAL		\$289.00
John M. Ellsworth Co.	Replacement hoses and vacuum valve for fuel tank - unit #105 Vactron	\$324.49
JOHN M. ELLSWORTH CO. TOTAL		\$324.49
Metals Depot	Special pipe for repair - unit #105 Vactron	\$400.63
METALS DEPOT TOTAL		\$400.63
Nothing Bundt Cakes	December 2019 birthday and anniversary celebration	\$66.00
MOTHING BUNDT CAKES TOTAL		\$66.00
Papillon International Bakery	Holiday breakfast	\$35.08
PAPILLON INTERNATIONAL BAKERY TOTAL		\$35.08
Party City	Supplies for Operations breakfast	\$10.37
PARTY CITY TOTAL		\$10.37
Regal Edwards Valencia	<i>Dark Waters</i> movie tickets for Water Quality re: PFAS chemicals and improving customer outreach/service	\$48.00
REGAL EDWARDS VALENCIA TOTAL		\$48.00
Sit 'n Sleep	Bed for on-call room	\$1,428.06
SIT 'N SLEEP TOTAL		\$1,428.06
Smart and Final	Snacks and beverages for vending machine	\$350.92
SMART AND FINAL TOTAL		\$350.92
The Home Depot	Remodeling for break room/kitchen	\$465.55
	Tools - unit #19	\$206.65
	Aluminum wheel chocks - units #19 & #25	\$118.50
	40D nails for USA Marking/Cat Whiskers	\$64.32
	Warehouse materials	\$59.84
THE HOME DEPOT TOTAL		\$914.86
United States Postal Service	Mailed a tool out for repair services	\$9.80
UNITED STATES POSTAL SERVICE TOTAL		\$9.80

SCV WATER
Santa Clarita Water Division
Credit Card Register
From: December 1, 2019 - December 31, 2019

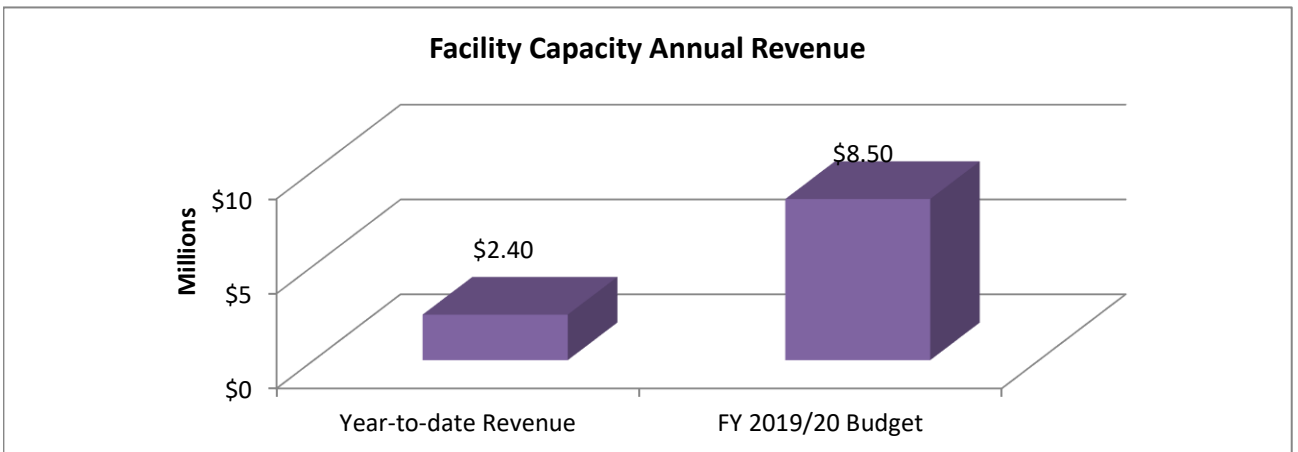
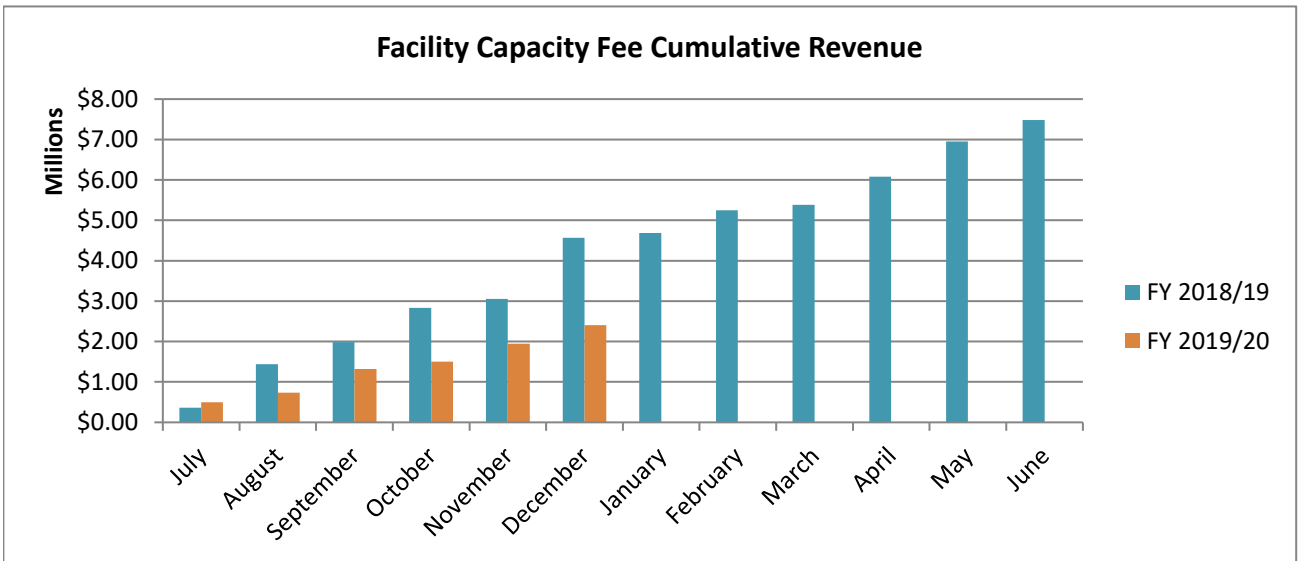
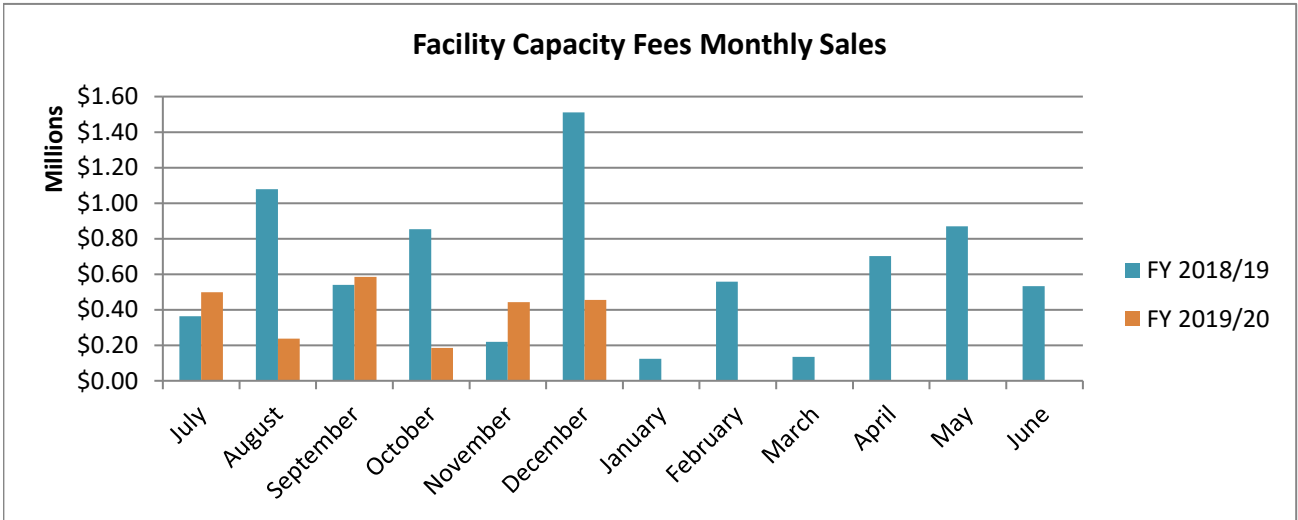
Merchant Name	Description	Amount
Vanair Manufacturing	Air/oil filter for compressor - unit #19	\$156.00
VANAIR MANUFACTURING TOTAL		\$156.00
Vons	November and December 2019 birthday and anniversary celebration - Pine Street	\$26.36
VONS TOTAL		\$26.36
Walmart	Supplies for on-call room	\$81.82
WALMART TOTAL		\$81.82
Employee Meals	CORNER BAKERY - Operations breakfast	\$450.63
	CORNER BAKERY - Active Shooter Awareness training - Rockefeller	\$255.93
	JIMMY DEANS - November and December 2019 birthday and anniversary celebration - Pine Street	\$410.41
	RATTLERS BAR B QUE - Lunch meeting to discuss operational needs - R. Hitchen and foremen	\$145.84
	RED LOBSTER - Business Writing for Results seminar lunch - B. Payne, E. Blanford, and J. Ngoon	\$56.81
	SEASONS 52 - ACWA Conference, San Diego dinner - K. Abercrombie, S. Cole, K. Martin, B. D. and D. M.	220.79
	THE OLD TOWN JUNCTION - Lunch meeting regarding reserves - K. Abercrombie and B. Johnson	\$46.70
EMPLOYEE MEALS TOTAL		\$1,587.11
CREDIT CARD GRAND TOTAL		\$9,660.04

[This page intentionally left blank.]

Facility Capacity Fee Revenues

[This page intentionally left blank.]

REGIONAL DIVISION FACILITY CAPACITY FEE REVENUES FY 2019/20 as of December 31, 2019



[This page intentionally left blank.]

Variable Rate Demand Obligations

[This page intentionally left blank.]

2008A VRDO Performance

Date	Bond Rate	Bond Rate including fees	Rate Decrease**
7/16/2014	0.04%	4.10%	
7/23/2014	0.05%	4.11%	
7/30/2014	0.05%	0.60%	Swap termination.
1/3/2018	1.40%	1.95%	2.16%
1/10/2018	1.28%	1.83%	2.28%
1/17/2018	1.15%	1.70%	2.41%
1/24/2018	1.04%	1.59%	2.52%
1/31/2018	0.99%	1.54%	2.57%
2/7/2018	0.88%	1.43%	2.68%
2/14/2018	0.93%	1.48%	2.63%
2/21/2018	1.00%	1.55%	2.56%
2/28/2018	1.03%	1.58%	2.53%
3/7/2018	1.04%	1.59%	2.52%
3/14/2018	1.11%	1.66%	2.45%
3/21/2018	1.28%	1.83%	2.28%
3/28/2018	1.46%	2.01%	2.10%
4/4/2018	1.53%	2.08%	2.03%
4/11/2018	1.58%	2.13%	1.98%
4/18/2018	1.67%	2.22%	1.89%
4/25/2018	1.64%	2.19%	1.92%
5/2/2018	1.51%	2.06%	2.05%
5/9/2018	1.35%	1.90%	2.21%
5/16/2018	1.20%	1.75%	2.36%
5/23/2018	0.95%	1.50%	2.61%
5/30/2018	0.83%	1.38%	2.73%
6/6/2018	0.83%	1.38%	2.73%
6/13/2018	1.15%	1.70%	2.41%
6/20/2018	1.30%	1.85%	2.26%
6/27/2018	1.30%	1.85%	2.26%
7/4/2018	0.95%	1.50%	2.61%
7/11/2018	0.90%	1.45%	2.66%
7/18/2018	0.85%	1.40%	2.71%
7/25/2018	0.69%	1.24%	2.87%
8/1/2018	1.09%	1.64%	2.47%
8/8/2018	1.22%	1.77%	2.34%
8/15/2018	1.26%	1.81%	2.30%
8/22/2018	1.28%	1.83%	2.28%
8/29/2018	1.28%	1.83%	2.28%
9/5/2018	1.25%	1.80%	2.31%
9/12/2018	1.24%	1.79%	2.32%
9/19/2018	1.24%	1.79%	2.32%
9/26/2018	1.29%	1.84%	2.27%
10/3/2018	1.27%	1.82%	2.29%
10/10/2018	1.26%	1.81%	2.30%
10/17/2018	1.29%	1.84%	2.27%
10/24/2018	1.29%	1.84%	2.27%
10/31/2018	1.28%	1.83%	2.28%
11/7/2018	1.28%	1.83%	2.28%
11/14/2018	1.32%	1.87%	2.24%
11/21/2018	1.34%	1.89%	2.22%
11/28/2018	1.35%	1.90%	2.21%
12/5/2018	1.29%	1.84%	2.27%
12/12/2018	1.28%	1.83%	2.28%

2008A VRDO Performance

Date	Bond Rate	Bond Rate including fees	Rate Decrease**
12/19/2018	1.33%	1.88%	2.23%
12/26/2018	1.38%	1.93%	2.18%
1/2/2019	1.30%	1.85%	2.26%
1/9/2019	1.00%	1.55%	2.56%
1/16/2019	1.00%	1.55%	2.56%
1/23/2019	1.00%	1.55%	2.56%
1/30/2019	1.21%	1.76%	2.35%
2/6/2019	1.25%	1.80%	2.31%
2/13/2019	1.45%	2.00%	2.11%
2/20/2019	1.52%	2.07%	2.04%
2/27/2019	1.56%	2.11%	2.00%
3/6/2019	1.47%	2.02%	2.09%
3/13/2019	1.42%	1.97%	2.14%
3/20/2019	1.37%	1.92%	2.19%
3/28/2019	1.30%	1.85%	2.26%
4/3/2019	1.29%	1.84%	2.27%
4/10/2019	1.33%	1.88%	2.23%
4/17/2019	1.80%	2.35%	1.76%
4/24/2019	2.20%	2.75%	1.36%
5/1/2019	1.85%	2.40%	1.71%
5/8/2019	1.28%	1.83%	2.28%
5/15/2019	1.09%	1.64%	2.47%
5/22/2019	1.03%	1.58%	2.53%
5/29/2019	1.03%	1.58%	2.53%
6/5/2019	1.02%	1.57%	2.54%
6/12/2019	1.41%	1.96%	2.15%
6/19/2019	1.41%	1.96%	2.15%
6/26/2019	1.41%	1.96%	2.15%
7/3/2019	1.05%	1.60%	2.51%
7/10/2019	0.92%	1.47%	2.64%
7/17/2019	1.10%	1.65%	2.46%
7/24/2019	1.29%	1.84%	2.27%
7/31/2019	1.29%	1.84%	2.27%
8/7/2019	1.11%	1.66%	2.45%
8/14/2019	1.15%	1.70%	2.41%
8/21/2019	1.19%	1.74%	2.37%
8/28/2019	1.19%	1.74%	2.37%
9/4/2019	1.10%	1.65%	2.46%
9/11/2019	1.12%	1.67%	2.44%
9/18/2019	1.18%	1.73%	2.38%
9/25/2019	1.27%	1.82%	2.29%
10/2/2019	1.26%	1.81%	2.30%
10/9/2019	1.22%	1.77%	2.34%
10/16/2019	1.05%	1.60%	2.51%
10/23/2019	0.97%	1.52%	2.59%
10/30/2019	0.89%	1.44%	2.67%
11/6/2019	0.81%	1.36%	2.75%
11/13/2019	0.83%	1.38%	2.73%
11/20/2019	0.79%	1.34%	2.77%
11/27/2019	0.80%	1.35%	2.76%
12/4/2019	0.71%	1.26%	2.85%
12/11/2019	0.70%	1.25%	2.86%
12/18/2020	0.80%	1.35%	2.76%
12/25/2020	1.15%	1.70%	2.41%

**Finance and Administration Committee
Planning Calendar
FY 2019/20**

Item	Author	PowerPoint Presentation (Y/N/Length)	July 2 Board	July 15 Comm	July 17 SPECIAL Comm	Aug 6 Board	Aug 19 Comm	Sept 3 Board	Sept 16 Comm	Oct 1 Board	Oct 15 Board	Oct 21 Comm	Nov 5 Board	Nov 19 Board	Nov 18 Comm	Dec 16 Comm - cancelled	Dec 17 Board	Dec 23 SPECIAL Committee	Jan 7 Board	Jan 13 SPECIAL Comm	Jan 21 Board	Feb 4 Board	Feb 10 SPECIAL Comm	Feb 18 Board	Mar 3 Board	Mar 16 Comm	Apr 7 Board	Apr 20 Comm	May 5 Board - cancelled	May 18 Comm	May 19 Board	June 2 Board	June 15 Comm		
48	Recommend Approval of DLT Solutions, LLC Pricing Quotation for Oracle Enterprise Cloud Service	RP																																	
49	Discuss Contract with Emtec, Inc. for Customization and Implementation of the FMIS	RP																																	
50	Recommend Approval of an Intercompany Expense Allocation for PFAS Treatment	RP																																	
51	Recommend Receiving and Filing of December 2019 Monthly Financial Report (consent)	RP																																	
52	Recommend Receiving and Filing of SCV Water June 30, 2019 Financial Statement (consent)	RP	Yes - 10 min																																
53	Review Annual List of Professional Services Contracts (consent)	RP																																	
54	Recommend Approval of a Contract with (Enter Company Here) for implementation of FMIS Licensing	RP																																	
55	Review FY 2020/21 Budget Status	RP	Yes - 30 min																																
56	Recommend Receiving and Filing of January 2020 Monthly Financial Report (consent)	RP																																	
57	Recommend Approval of a POS....Official language to follow	EC																																	
58	Recommend Approval of a Proposed Employee Salary Adjustment for FY 2020/21	RP																																	
59	Quarterly Review of Financial Forecast	EC	Yes - 15 min																																
60	Review status of Employee Compensation and Classification Plan Study	RP																																	
61	Recommend Receiving and Filing of February 2020 Monthly Financial Report (consent)	RP																																	
62	Recommend Approval of a Resolution Re-Adopting the FY 2020/21 Budget	RP	Yes - 30 min																																
63	Approve a Resolution Adopting the Appropriation of All As-Yet Unappropriated Funds for FY 2019/20 (consent)	RP																																	
64	Approve a Resolution Adopting the Appropriation Limit for FY 2020/21 (consent)	RP																																	
65	Discuss Retail Cost-of-Service and Rate Design	EC	Yes - 15 min																																
66	Recommend Receiving and Filing of March 2020 Monthly Financial Report (consent)	RP																																	
67	Recommend Approval of Participating in a Community Facilities District (CFD) for the Spring Canyon Development	EC																																	
68	Discuss Reserve Policy	RP																																	
69	Recommend Approval of Resolutions Setting Santa Clarita Valley Water Agency Tax Rate for FY 2020/21 and Requesting Levy of Tax by Los Angeles County and Ventura County	RP																																	
70	Recommend Approval of Resolution Authorizing July 2020 Water Supply Contract Payment	RP																																	
71	Continue Discussion of Retail Cost-of-Service and Rate Design	EC	Yes - 15 min																																
72	Review Strategic Plan Performance Metrics	EC	Yes - 10 min																																
73	Recommend Receiving and Filing of April 2020 Monthly Financial Report (consent)	RP																																	

**ITEM NO.
6**

[This page intentionally left blank.]