



SCV Water Agency Engineering and Operations Committee Meeting

Thursday, March 7, 2024

Committee Meeting Begins at 5:30 PM

Members of the public may attend by the following options:

IN PERSON

Santa Clarita Valley Water Agency
Engineering Services Section
Boardroom
26521 Summit Circle
Santa Clarita, CA 91350

BY PHONE

Toll Free: 1-(833)-568-8864
Webinar ID: 161 936 5138

VIRTUALLY

Please join the meeting from your
computer, tablet or smartphone:
<https://scvwa.zoomgov.com/j/1619365138>

Have a Public Comment?

Members of the public unable to attend this meeting may submit comments either in writing to lquintero@scvwa.org or by mail to Leticia Quintero, Executive Assistant, Santa Clarita Valley Water Agency, 26521 Summit Circle, Santa Clarita, CA 91350. All written comments received before 4:00 PM the day of the meeting will be distributed to the Committee members and posted on the Santa Clarita Valley Water Agency website prior to the start of the meeting. Anything received after 4:00 PM. the day of the meeting will be made available at the meeting, if practicable, and posted on the SCV Water website the following day. All correspondence with comments, including letters or emails, will be posted in their entirety. (Public comments take place during Item 2 of the Agenda and before each Item is considered. Please see the Agenda for details.)

This meeting will be recorded and the audio recording for all Committee meetings will be posted to yourSCVwater.com within 3 business days from the date of the Committee meeting.

Disclaimer: Attendees should be aware that while the Agency is following all applicable requirements and guidelines regarding COVID-19, the Agency cannot ensure the health of anyone attending a Committee meeting. Attendees should therefore use their own judgment with respect to protecting themselves from exposure to COVID-19.

[This page intentionally left blank.]



Date: February 27, 2024

To: **Engineering and Operations Committee**
William Cooper, Chair
Gary Martin
Piotr Orzechowski
Kenneth Petersen

From: Courtney Mael, Chief Engineer *CM*
Keith Abercrombie, Chief Operating Officer *KA*

The **Engineering and Operations Committee** meeting is scheduled on **Thursday, March 7, 2024 at 5:30 PM at 26521 Summit Circle, Santa Clarita, CA 91350 in the Engineering Services Section (ESS) Boardroom**. Members of the public may attend in person or virtually. To attend this meeting virtually, please see below.

IMPORTANT NOTICES

This meeting will be conducted in person at the address listed above. As a convenience to the public, members of the public may also participate virtually by using the **Agency's Call-In Number 1-(833)-568-8864, Webinar ID: 161 936 5138 or Zoom Webinar by clicking on the link <https://scvwa.zoomgov.com/j/1619365138>**. Any member of the public may listen to the meeting or make comments to the Committee using the call-in number or Zoom Webinar link above. However, in the event there is a disruption of service which prevents the Agency from broadcasting the meeting to members of the public using either the call-in option or internet-based service, this meeting will not be postponed or rescheduled but will continue without remote participation. The remote participation option is being provided as a convenience to the public and is not required. Members of the public are welcome to attend the meeting in person.

Attendees should be aware that while the Agency is following all applicable requirements and guidelines regarding COVID-19, the Agency cannot ensure the health of anyone attending a Committee meeting. Attendees should therefore use their own judgment with respect to protecting themselves from exposure to COVID-19.

Members of the public unable to attend this meeting may submit comments either in writing to lquintero@scvwa.org or by mail to Leticia Quintero, Executive Assistant, Santa Clarita Valley Water Agency, 26521 Summit Circle, Santa Clarita, CA 91350. All written comments received before 4:00 PM the day of the meeting will be distributed to the Committee members and posted on the Santa Clarita Valley Water Agency website prior to the start of the meeting. Anything received after 4:00 PM the day of the meeting will be made available at the meeting and posted on the SCV Water website the following day.

MEETING AGENDA

1. **PLEDGE OF ALLEGIANCE**
2. **PUBLIC COMMENTS** – Members of the public may comment as to items within the subject matter jurisdiction of the Agency that are not on the Agenda at this time. Members of the public wishing to comment on items covered in this Agenda may do so at the time each item is considered. (Comments may, at the discretion of the Committee Chair, be limited to three minutes for each speaker.) To participate in public comment from your computer, tablet, or Smartphone, click the “raise hand” feature in Zoom. You will be notified when it is your turn to speak, please unmute when requested. To participate in public comment via phone, dial *9 to raise your hand. When it is your turn to speak, dial *6 to unmute.

ITEMS	<u>PAGE</u>
3. * SCV Water Master Plan Presentation	1
4. * Real Property Activity Report	25
5. * Recommend Approval of a Resolution Authorizing the General Manager to Apply for Grant Funding Under the Federal Bureau of Reclamation FY2024 WaterSmart Water Energy Efficiency Grant Program (WEEG) for an Automated Metering Infrastructure Project	31
6. * Monthly Operations and Production Report	43
7. * Capital Improvement Projects Construction Status Report	53
8. * Committee Planning Calendar	55
9. General Report on Treatment, Distribution, Operations and Maintenance Services Section Activities	
10. General Report on Engineering Services Section Activities	
11. Adjournment	
* Indicates Attachment	
• Indicates Handout	

NOTICES:

Any person may make a request for a disability-related modification or accommodation needed for that person to be able to participate in the public meeting by telephoning Leticia Quintero, Executive Assistant, at (661) 297-1600, or in writing to Santa Clarita Valley Water Agency at 26521 Summit Circle, Santa Clarita, CA 91350 Requests must specify the nature of the disability and the type of accommodation requested. A telephone number or other contact information should be included so that Agency staff may discuss appropriate arrangements. Persons requesting a disability-related accommodation should make the request with adequate time before the meeting for the Agency to provide the requested accommodation.

February 27, 2024

Page 3 of 3

Pursuant to Government Code Section 54957.5, non-exempt public records that relate to open session agenda items and are distributed to a majority of the Committee less than seventy-two (72) hours prior to the meeting will be available for public inspection at the Santa Clarita Valley Water Agency, located at 27234 Bouquet Canyon Road, Santa Clarita, CA 91350, during regular business hours. When practical, these public records will also be made available on the Agency's Internet Website, accessible at <http://www.yourscvwater.com>.

Posted on February 29, 2024

M65

[This page intentionally left blank.]

Hazen



Water Master Plan

Project Update

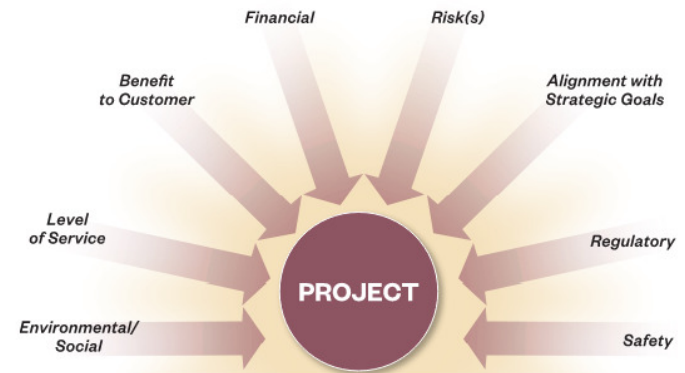
March 7, 2024



Major Scope Elements

Status Update

- Data Collection
- Field Condition Assessments
- Hydraulic Model Analysis
- System Evaluation
- Capital Improvement Plan Development
- Master Plan Report



Previous Update to Committee in August 2023

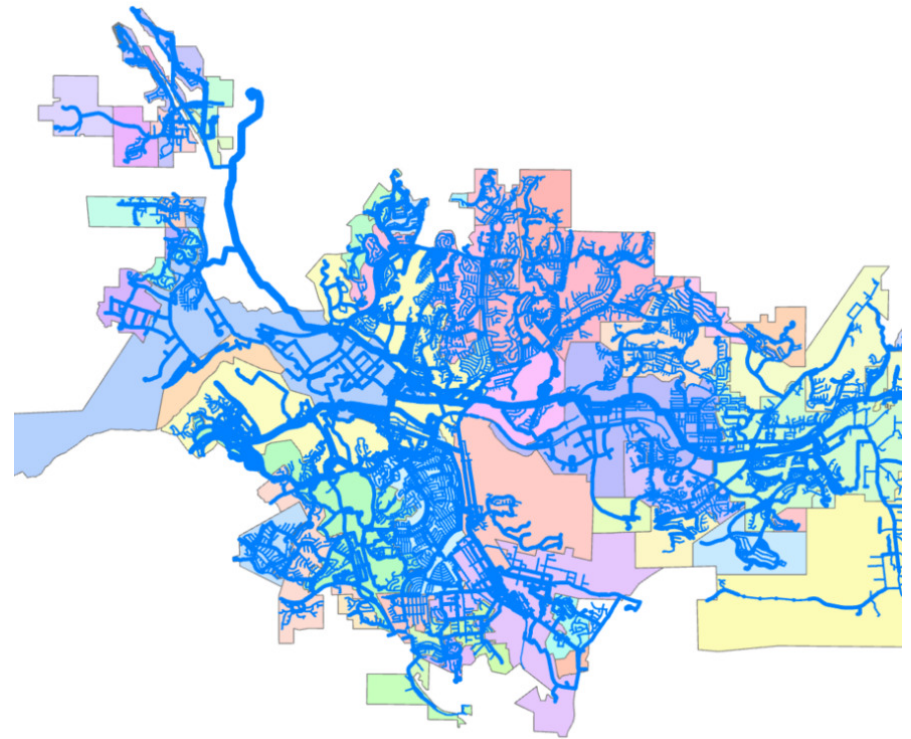
Status Update

- Hydraulic Model Field Work and Calibration
- Hydraulic Model Analysis
- Water Quality Analysis
- Pipeline Risk Assessment
- Condition Assessment Recommendations
- Saugus Wells Siting



Major Work Elements since August 2023 Update


- Capital Improvement Plan (CIP) Development
- Draft Master Plan Report



CIP Development

CIP Development

Starts with Design Criteria

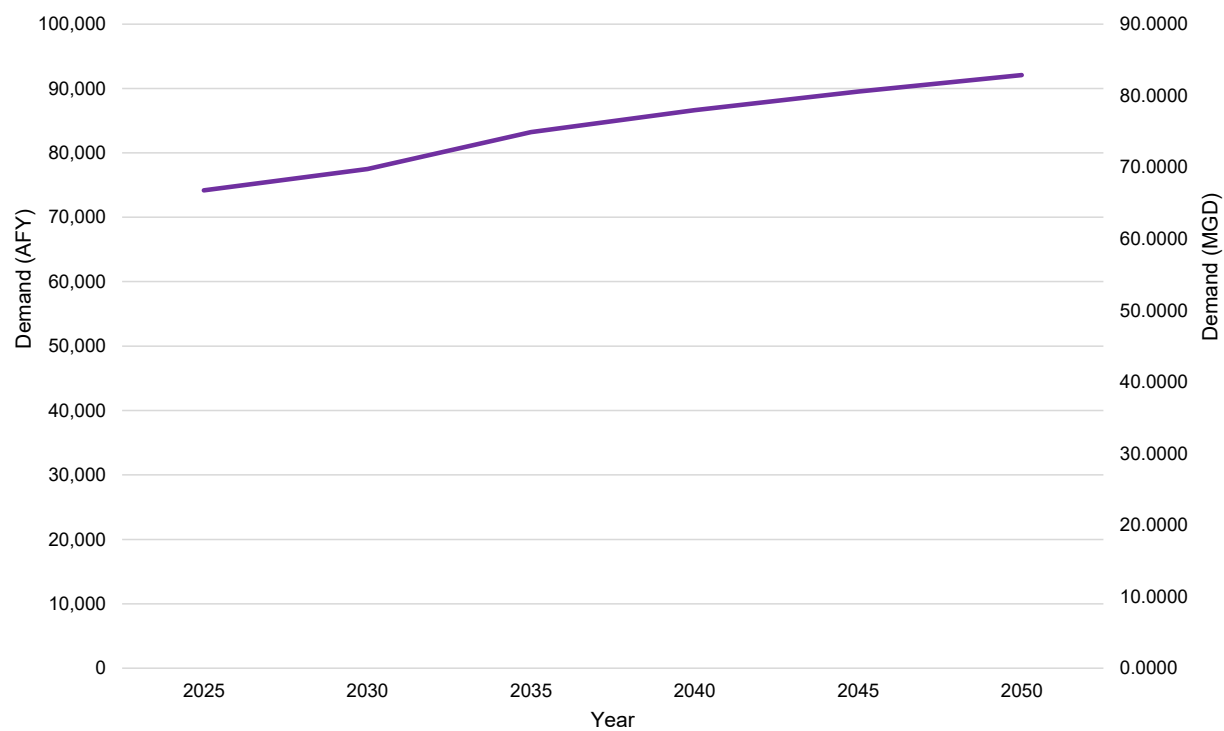


Other Factors:

- Water Quality Analysis
- Groundwater Analysis
- Condition Assessment
- Risk Analysis
- Other
- ...

CIP Development – Supply Evaluation

- Average Day Demand
- Max Day Demand
- Surface WTP Capacity
- Well Capacity




CIP Development – Storage

- Storage can be viewed as both tank volume and local water supply
- Recommendations must balance need for storage, water quality (tank turnover), and supply sources



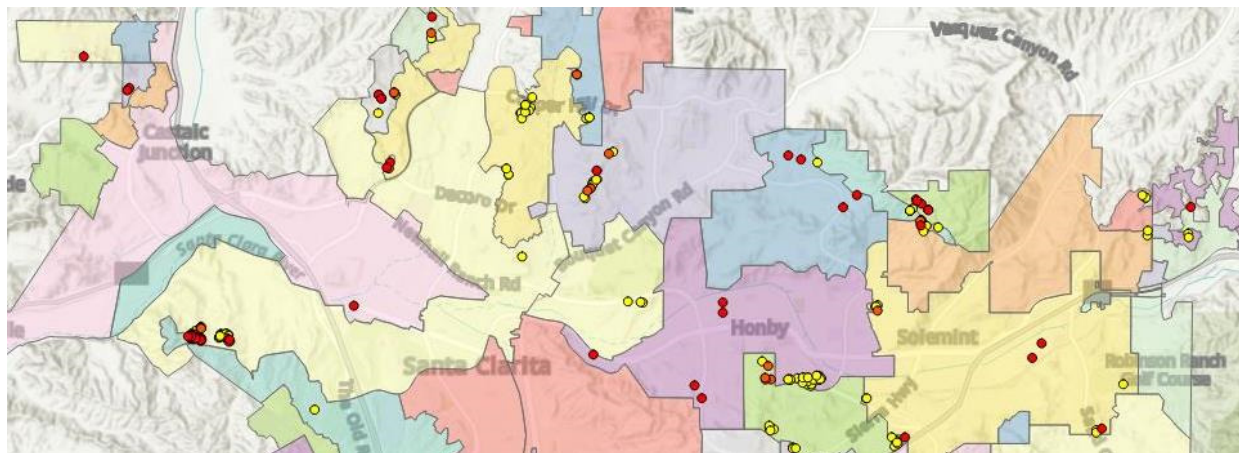
CIP Development – Pump Stations

- Pumping capacity is evaluated based on firm capacity (assumes largest pump is out of service)
- Different requirements for pressure zones with storage (open) vs pressure zones without storage (closed)



CIP Development – Low Pressures, Fire Flow Analysis

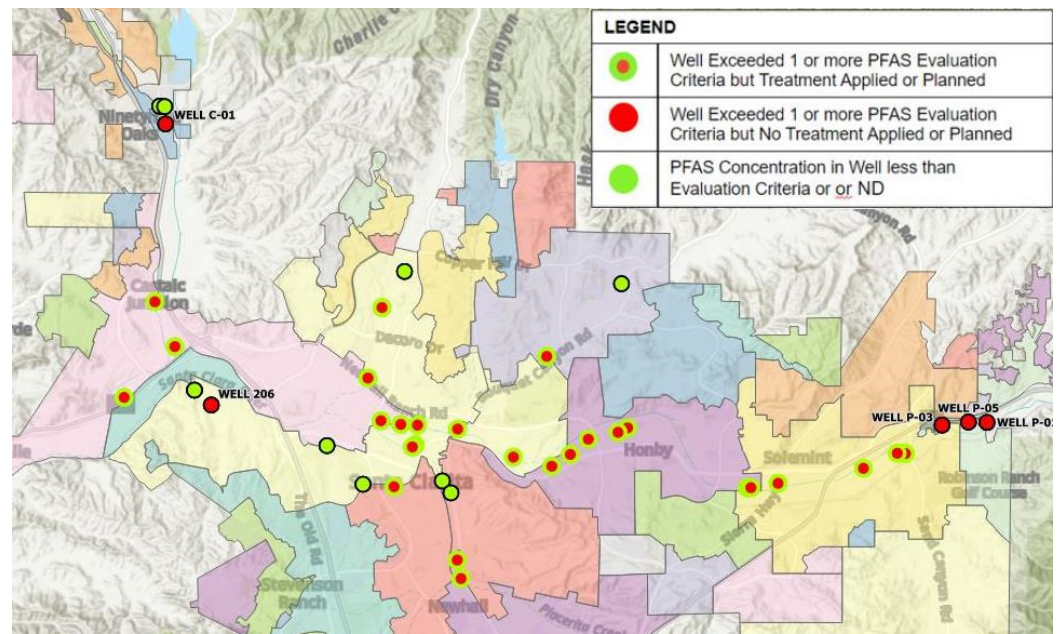
- The hydraulic model is used to identify pressure and fire flow availability in the system
- Iterative process discussing locations with Operations staff, and then refining model and controls based on Operations feedback.



CIP Development - Groundwater



Well Condition Assessment

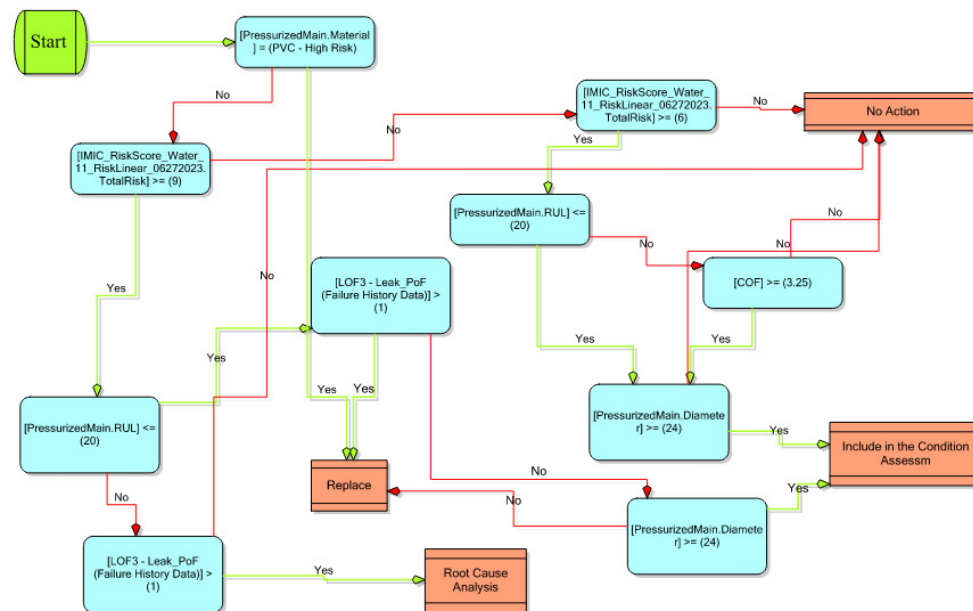


Water Quality Analysis

CIP Development - Condition Assessment and Risk Analysis



Condition Assessment of Facilities



Risk Analysis of Pipelines

Project Recommendation Sources

Project Recommendation Source	Description
Condition Assessment	A prioritized list of SCV Water’s most critical facilities were identified. A team of expert civil, mechanical, electrical, and structural engineers conducted field condition assessments at forty-eight (48) facilities and made recommendations for replacement or rehabilitation of various assets at each facility.
System Analysis	System-wide and zone by zone analyses were conducted for pumping capacity, storage, and supply.
Groundwater Analysis	The groundwater analysis includes a condition assessment of the existing wells, an evaluation of water quality and contaminants of concern, and potential treatment projects.
Hydraulic Model	Using the calibrated hydraulic model, the system was analyzed for hydraulic parameters such as low pressure, high pressure, fire flow availability, pipeline velocity and head loss, interconnection capacity, water age, and supply disruption.
Risk Analysis	A risk assessment was performed on all distribution system pipelines based on a Probability of Failure (PoF) and Consequence of Failure (CoF) analysis. The analysis resulted in the identification of a pipeline replacement program.
Other	Other sources of projects include backup power needs, operations and maintenance projects (known trouble areas), regulatory compliance, and staff recommendations.

CIP Cost Development

- Utilized Hazen internal cost estimating team – same estimators as on our design projects for SCV Water
- Follows AACE International Best Practices, based on master planning-level project definition
- Cost “adders” applied to provide full project cost:
 - *Construction Contingency: 35%*
 - *Engineering Design Services: 10%*
 - *Engineering Services During Construction (ESDC): 3%*
 - *Construction Management Services: 15%*
 - *Admin/Legal: 2%*
- Costs are in 2024 dollars

CIP Development – Types of Projects

- Condition Assessment Projects
- Pump Station Projects
- Reservoir Projects
- Water Quality/Treatment Projects
- Interconnection Projects
- Pipeline Projects
- Pipeline Condition Assessment Projects
- Well Rehabs
- Well Replacements

Draft Master Plan

Traditional Master Plan Final Report

- Executive Summary
- Introduction
- Existing Water System
- Water Demands
- Design Criteria
- Hydraulic Model Development and Calibration
- System Evaluation
- Water Quality Analysis

- Condition Assessment
- Capital Improvement Program
- References
- Appendices (Hydraulic Model, Water Quality, Condition Assessment, Groundwater, Atlas Maps, AWWA Benchmarking, etc.)



Traditional Master Plan Final Report – Why?

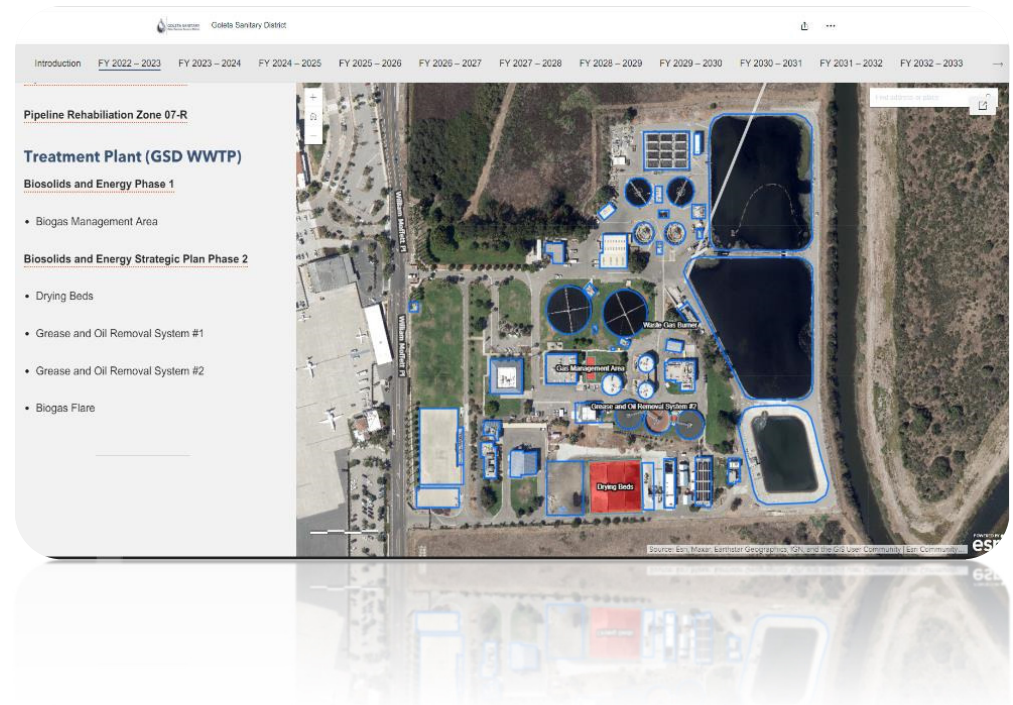
- Comprehensive documentation of your system, all in one place
- Supersedes the previous legacy system master plans
- Minimizes the need to refer back to multiple documents
- There's too much information to fit into a purely digital format (tables, graphs, exhibits, narratives)
- Low tech. Easy for anyone to access.
 - Hard copy
 - PDF (searchable)
 - Website



Digital Tools - CIP StoryMap

- What is a StoryMap?
 - ✓ *Digital storytelling using interactive maps, text and other multimedia content.*
- How will it benefit SCV Water?
 - ✓ *Provides a visual roadmap of future planned capital improvements to enhance transparency and accountability.*
 - ✓ *Navigate and update CIP projects, when needed.*
 - ✓ *Easily share the Story Map with internal and external stakeholders.*

Case Study – Goleta Sanitary District’s 10-Year CIP Program



Digital Tools - Condition Assessment Power BI Dashboard

- ✓ *Developed as part of the Master Plan*
- ✓ *Offers defensible and transparent decision-making process using dashboards*
- ✓ *An interactive digital tool that has the ability to navigate data by drilling up or down*
- ✓ *Can be easily shared with stakeholders*



Schedule

Schedule Update

- Master Plan Report –Q1-Q3 2024



Thank you

APN	Document Type	Document Number	Project	Document Date
Easements				
2802-004-078 and -079	Easement	20230826455	Beneda Pipeline Replacement	11/29/2023
2826-180-068	Easement	20230826456	Mission Village - Dash Blue - Mercantile	11/29/2023
2826-195-014 and -016	Easement	20240026207	Mission Village - C4a	12/21/2023
2826-177-007 and -008	Easement	20240026211	Mission Village - Dash Blue - Laceflower	12/21/2023
3244-162-013 thru 015 and -021	Easement	20240026217	Tesoro PH 5-006	11/30/2023
2802-004-089	Easement	20240085599	Beneda Pipeline Replacement	1/11/2024
Quitclaims				
N/A	N/A	N/A	N/A	N/A
Other property interests				
2861-003-002	License	N/A	Saugus Well 2 Rehabilitation	11/1/2023
3247-026-056	Deed	20240088288	Castaic High School Pump Station	1/24/2020
2836-011-909	Lease	N/A	ACTION Family Counseling	10/29/2023
2811-067-023 (adjacent to 2811-067-908)	License	N/A	License for Fiber at Hart Softball Field	2/8/2024
2840-007-901	License	N/A	License with City for car removal	2/16/2024

[This page intentionally left blank.]

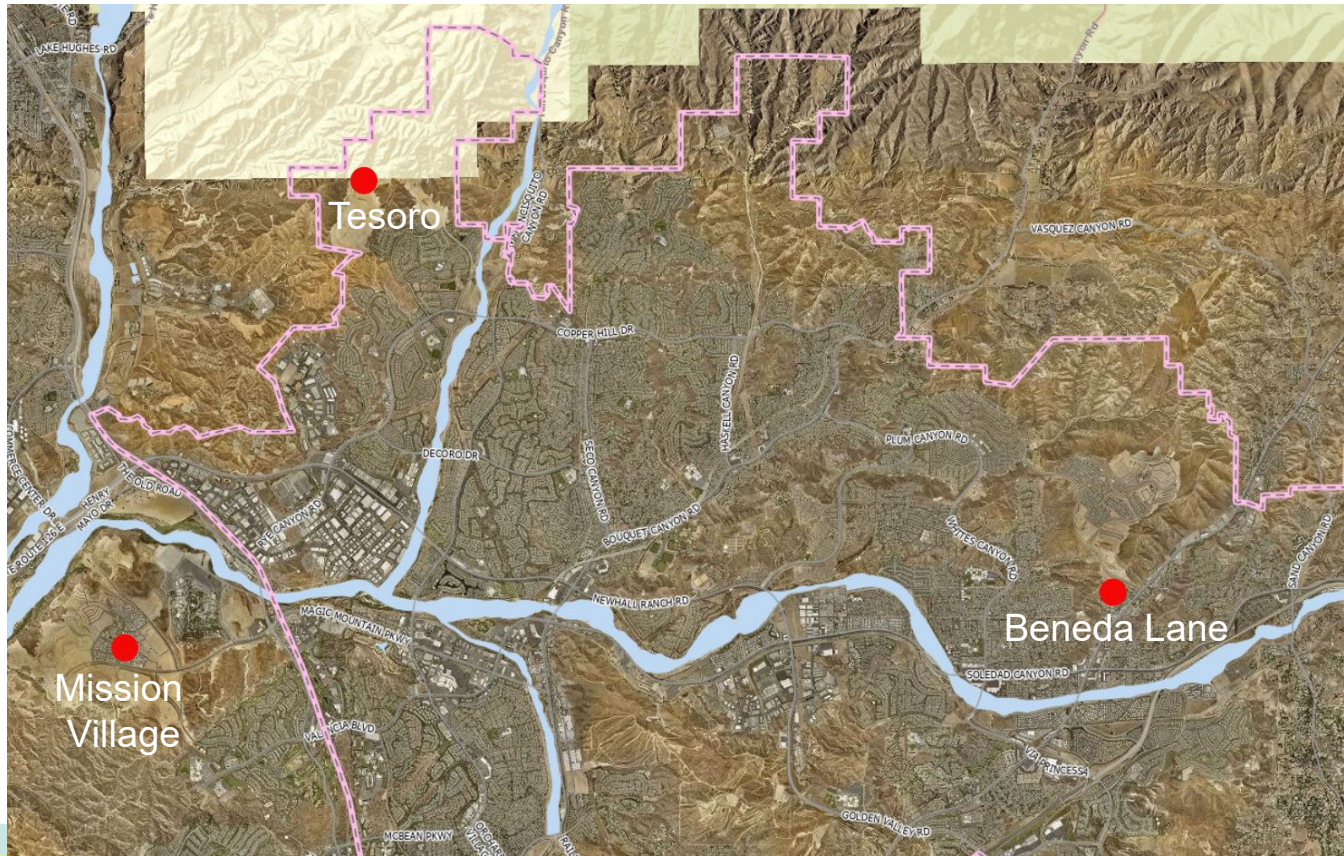
ENGINEERING & OPERATIONS COMMITTEE

Real Property Activity

March 7, 2024

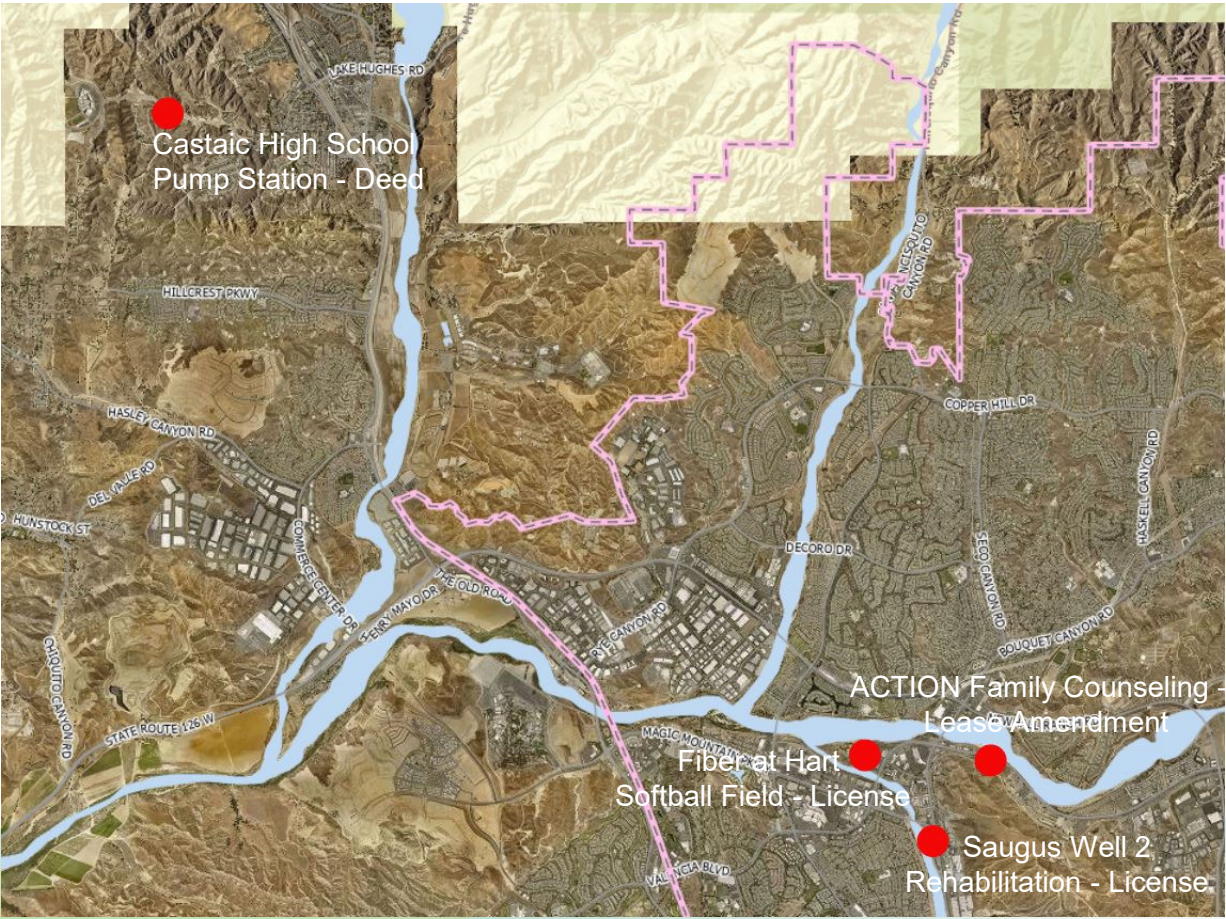


LOCATION MAP - PIPELINE EASEMENTS



Created using Mapping Your City (City of Santa Clarita)

LOCATION MAP - OTHER PROPERTY INTERESTS



Created using Mapping Your City (City of Santa Clarita)




[This page intentionally left blank.]



COMMITTEE MEMORANDUM

DATE: February 14, 2024

TO: Engineering and Operations Committee

FROM: Keith Abercrombie 
Chief Operating Officer

SUBJECT: Recommend Approval of a Resolution Authorizing the General Manager to Apply for Grant Funding Under the Federal Bureau of Reclamation FY2024 WaterSmart Water Energy Efficiency Grant Program (WEEG) for an Automated Metering Infrastructure Project

SUMMARY

Consistent with Board direction to pursue grant opportunities, in February 2024, staff submitted an application for the Bureau of Reclamation's WaterSMART (Sustain and Manage America's Resources for Tomorrow) Water Energy Efficiency Grant Program to fund a portion of the Automated Meter Infrastructure (AMI) Replacement Project – Phase 2. The application procedures require that by March 22, 2024, the Board adopt a resolution authorizing the General Manager to apply for the grant, execute a grant agreement, and commit to providing a funding match of at least 50%.

DISCUSSION

In November 2021, staff successfully applied for \$2,000,000 in grant funding for Phase 1 of its AMI Replacement Program under the FY2022 Federal Bureau of Reclamation (BOR) WaterSMART Water and Energy Efficiency Grant (WEEG) Program. The AMI Phase 1 Project consists of the replacement of 21,163 meters and the conversion of 10,000 meters to AMI technology. In addition, a customer engagement portal will be created to allow customers real-time access to their water usage information. This AMI Phase 1 Project is on schedule to be completed by June 30, 2025, and the Agency has received \$1,089,097 in reimbursement to date.

In November 2023, BOR issued a notification of availability of funding under the FY2024 WaterSMART WEEG Program. Eligible projects under this grant program include installation of water meters that result in measurable water savings. This grant program provides up to \$5,000,000 in funding (increased from \$2,000,000 in the FY2022 funding round) for projects up to 3 years in length and requires that the Agency commit at least 50% in matching funds, and up to the balance of funds necessary to complete the project.

Under this opportunity, in February 2024, staff applied for grant funding for SCV Water's AMI Phase 2 Project, which consists of replacement of approximately 15,599 meters over 3 years. AMI Phase 2 Project costs are estimated at \$7,500,000, with a grant request of approximately \$3,700,000. The AMI Phase 2 Project is anticipated to begin in July 2025.

The Agency is committed to AMI technology and is scheduled to have all service connections (~75,000) converted by 2028. AMI meters have the capability to communicate via radio or similar technology and enable the Agency to implement technological enhancements such as

automated meter reads, usage notifications and interactive customer portals on a real time basis. Case studies have shown that communities that upgrade to AMI systems can achieve water consumption savings of up to 15 percent by supplying customers with on-demand, real time water consumption data enabling them to make more informed decisions about their water use.

NEXUS TO STRATEGIC PLAN

This project supports SCV Water's Strategic Plan Goal B.2 – Plan and budget for long-term replacements and improvements and Goal C: Water Supply and Resource Sustainability – Implement programs to ensure the service area has reliable and sustainable supplies of water.

FINANCIAL CONSIDERATIONS

Funding for the current AMI Project is included in the Fiscal Year 2022/23 and 2024/25 Capital Improvement Budget. Staff has already projected an ongoing plan to budget approximately \$2,000,000 per year for the replacement of approximately 5,000 meters per year, which is consistent with American Water Works Association (AWWA) meter life cycle estimates.

RECOMMENDATION

That the Engineering and Operations Committee recommends that the Board of Directors adopt a resolution authorizing the General Manager to (1) apply for funding under the Bureau of Reclamation's WaterSMART FY2024 Water Energy Efficiency Grant Program; (2) execute a grant agreement and carry out responsibilities under any future grant agreement; (3) commit to providing funding match of at least 50% and up to the balance of funds necessary to complete the project.

Attachment

M65

RESOLUTION NO. XXX

**A RESOLUTION OF THE BOARD OF DIRECTORS OF THE
SANTA CLARITA VALLEY WATER AGENCY AUTHORIZING
AN APPLICATION FOR GRANT FUNDING BY THE BUREAU
OF RECLAMATION'S FY2024 WATERSMART WATER
ENERGY EFFICIENCY GRANT PROGRAM FOR THE
AUTOMATED METER INFRASTRUCTURE
IMPROVEMENT PROJECT – PHASE 2**

WHEREAS, the Santa Clarita Valley Water Agency (Agency) provides potable water for the businesses and residents in its service area and collects water usage data on a monthly frequency; and

WHEREAS, the Agency is in the planning stages of an Automated Meter Infrastructure (AMI) Project (AMI Replacement Project) to replace existing meters with new smart meters that have the capability to communicate via radio or similar technology and enable the Agency to implement technological enhancements such as automated meter reads, usage notifications and interactive customer portals on a real time frequency; and

WHEREAS, case studies have shown that communities that upgrade to AMI systems can achieve water consumption savings of up to 15 percent by supplying customers with on-demand, real time water consumption data enabling them to make more informed decisions about their water use; and

WHEREAS, The United States Department of the Interior offers financial assistance in the form of grant funding through its Bureau of Reclamation's WaterSMART (Sustain and Manage America's Resources for Tomorrow) Water Energy Efficiency Grant Program (WEEG) for this type of project. The FY2024 WaterSMART WEEG program provides funding up to a maximum of \$5,000,000 for projects up to 3 years, but not to exceed 50% of the total project cost; and

WHEREAS, the Agency desires to fund part of the cost of the AMI Replacement Project with grant funding from the WaterSMART WEEG program.

NOW, THEREFORE BE IT RESOLVED, the Board of Directors of the Santa Clarita Valley Water Agency hereby finds, determines, declares and resolves as follows:

1. The Board hereby supports a grant application to the WaterSMART WEEG Program for the AMI Improvement Project – Phase 2.
2. The Board hereby authorizes and directs the General Manager, or his or her designee, to complete, review, sign and submit, for and on behalf of the Agency, a grant application to the Bureau of Reclamation's WaterSMART WEEG Program for the AMI Replacement Project Phase 2.
3. The General Manager, or his or her designee, is authorized and designated to provide the assurances, certifications, and commitments required for the grant application, including executing a financial assistance or similar agreement with the Bureau of Reclamation within established deadlines and any amendments or changes thereto.

4. The General Manager, or his or her designee, is authorized and designated to represent the Agency in carrying out the Agency's responsibilities under any grant future agreement, including certifying disbursement requests on behalf of the Agency and compliance with applicable state and federal laws.
5. If a grant award is made to the Agency by the Bureau of Reclamation, the Agency commits, pending Board compliance with the California Environmental Quality Act (CEQA) and the National Environmental Policy Act (NEPA) and approval of the AMI Replacement Project – Phase 2, to providing a minimum of 50% in matching funds for the AMI Replacement Project, and up to the balance of funds needed to complete the AMI Replacement Project – Phase 2.
6. This Resolution shall take effect immediately.

RESOLVED FURTHER that the Agency's Board of Directors does authorize the Agency's General Manager or its Chief Operating Officer to (1) apply for funding under the Bureau of Reclamation's WaterSMART FY2024 Water Energy Efficiency Grant Program; (2) execute a grant agreement and carry out responsibilities under any future grant agreement; (3) and commit to providing funding match of at least 50% and up to the balance of funds necessary to complete the project.

2024 BUREAU OF RECLAMATION (BOR) WATER SMART GRANT APPLICATION

**ENGINEERING & OPERATIONS
COMMITTEE MEETING
MARCH 7, 2024**

Steve Patterson
Field Services Supervisor



AMI PROJECT

- The Agency is committed converting all service connections to AMI technology by 2028
- AMI meters have the capability to communicate using real time data
- AMI systems can achieve water consumption savings of up to 15 percent
- Customers will see real time data enabling them to make more informed decisions about their water use (WaterSMART)

BACKGROUND

- November 2021 - \$2 million grant funding for AMI Program (completion 2025) – Phase 1
 - 21,163 New AMI Meters
 - Conversion of 10,000 meters to AMI
 - Required Customer Engagement Portal (WaterSMART, in progress, completion expected mid-2024)
 - \$1.1 million reimbursements to date

AMI PHASE 2 PROJECT

- BOR WaterSMART Water Energy Efficiency Grant Program – Phase 2 application - February 2024
- Up to \$5 million of matching funds
 - Matches up to 50% of project costs, maximum of \$5 million
- Replaces approximately 15,000 meters to AMI
- Project completion June 2028

STRATEGIC PLAN NEXUS

- This project supports SCV Water's Strategic Plan Goal B.2 – Plan and budget for long-term replacements and improvements and Goal C: Water Supply and Resource Sustainability – Implement programs to ensure the service area has reliable and sustainable supplies of water.

FINANCIAL CONSIDERATION

- AMI Projects costs will be included in the FY 2025/26 through FY 2027/28 budget
- Project costs estimated at \$2 million per fiscal year
- 50% of Project costs will be recovered from the grant, up to \$5 million

RECOMMENDATION

- That the Engineering and Operations Committee recommends that the Board of Directors authorize (1) a resolution authorizing the General Manager to apply for funding under the Bureau of Reclamation's WaterSMART Water Energy Efficiency Grant Program Phase 2; (2) execute a grant agreement and carry out responsibilities under any future grant agreement; and (3) commit to providing funding match of at least 50% and up to the balance of funds necessary to complete the project.

[This page intentionally left blank.]

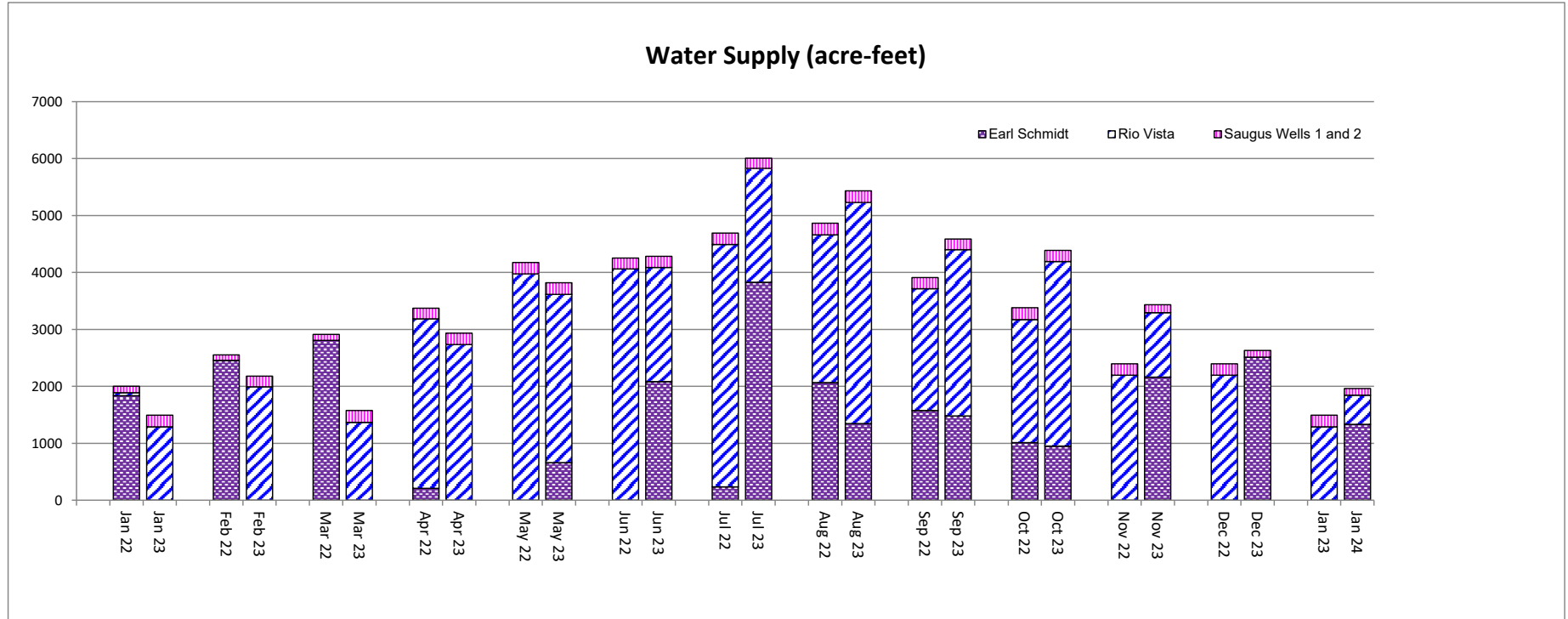


Monthly Operations & Production Report

January 2024

[This page intentionally left blank.]

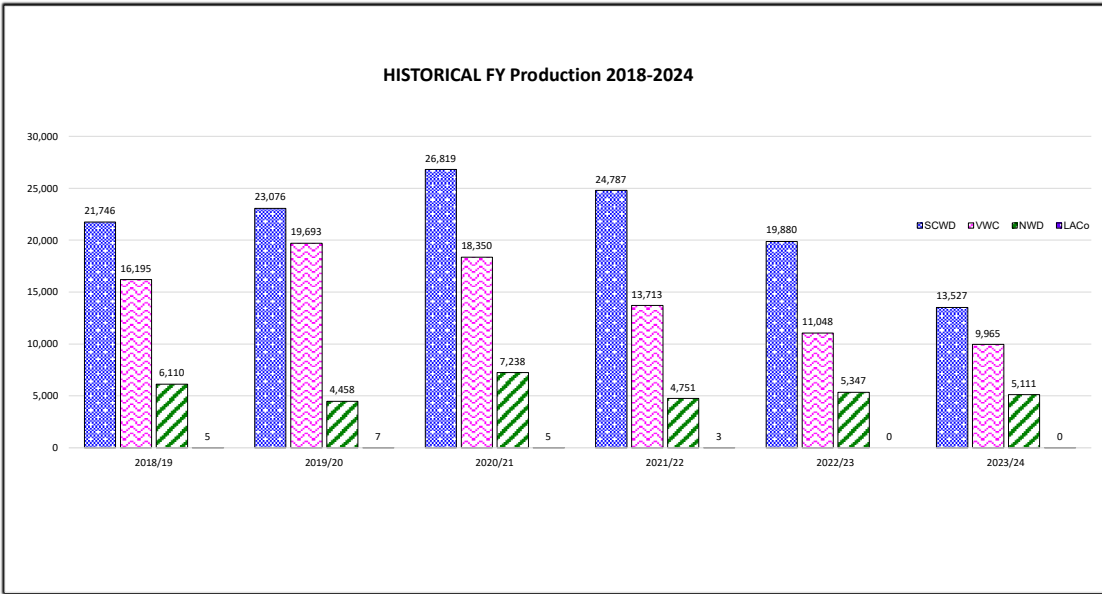
SANTA CLARITA VALLEY WATER AGENCY
January 2024 Regional Operations Report



Source	Jan-23	Feb-23	Mar-23	Apr-23	May-23	Jun-23	Jul-23	Aug-23	Sep-23	Oct-23	Nov-23	Dec-23	Jan-24	Total
Earl Schmidt	0	0	0	1	661	2084	3829	1347	1481	950	2162	2514	1331	16359
Rio Vista	1291	1994	1368	2735	2955	2005	2000	3885	2921	3243	1133	0	513	26043
Saugus 1 and 2	204	186	207	198	204	198	178	204	185	197	137	117	116	2331
Total	1495	2180	1575	2934	3820	4287	6007	5436	4587	4390	3432	2631	1960	44734
Total Sold	1383	2079	1470	2873	3756.86	4198.95	5814	5381	4674	4473	3564	2790	1908	44364
RVWTP Use/Storage	16.55	-19.31	51.13	-13.78	6.44	-12.01	52.36	21.01	42.35	53.77	-55.59	11.45	41.35	196
Total Use	1399.55	2059.69	1521.13	2859.22	3763.3	4186.94	5866.28	5402.01	4716.35	4526.77	3508.51	2801.07	1949.35	44560
Water Loss	-6.38%	-5.52%	-3.42%	-2.54%	-1.48%	-2.33%	-2.34%	-0.63%	2.82%	3.12%	2.23%	6.45%	-0.54%	0
Recycled Water	Jan-23	Feb-23	Mar-23	Apr-23	May-23	Jun-23	Jul-23	Aug-23	Sep-23	Oct-23	Nov-23	Dec-23	Jan-24	586649
Valencia	0.9	0.3	5.6	0.2	17.9	33	27	56	58.9	22	25	28	8.6	283

* Water loss includes water usage at Rio Vista Water Treatment Plant facilities and system storage.

HISTORICAL FY Production 2018-2024



HISTORICAL FY PRODUCTION 2018-2024

2018/19	Jul	Aug	Sep	Oct	Nov	Dec	Jan	Feb	Mar	Apr	May	Jun	Total
SCWD	2,694	2,816	2,535	2,174	1,882	1,274	1,110	493	1,177	1,770	1,632	2,189	21,746
VWD	1,921	2,026	1,743	1,300	1,084	459	513	232	1,205	1,819	1,701	2,193	16,195
NWD	1,023	1,012	881	537	382	214	181	76	352	428	422	603	6,110
LACo	1	0	0	1	0	0	1	1	1	0	0	0	5
Total	5,639	5,855	5,160	4,011	3,349	1,947	1,805	802	2,735	4,016	3,754	4,985	44,057
Cum. FYTD	5,639	11,494	16,654	20,665	24,014	25,961	27,766	28,567	31,302	35,318	39,072	44,057	
2019/20	Jul	Aug	Sep	Oct	Nov	Dec	Jan	Feb	Mar	Apr	May	Jun	Total
SCWD	2,610	2,743	2,475	2,310	1,845	980	1,207	1,416	1,212	1,368	2,358	2,552	23,076
VWD	2,491	2,518	2,348	2,145	1,526	604	957	762	919	1,066	2,171	2,186	19,693
NWD	721	518	492	422	280	130	188	232	177	226	475	597	4,458
LACo	2	0	0	1	1	1	1	0	0	0	0	0	7
Total	5,823	5,779	5,316	4,879	3,651	1,715	2,353	2,411	2,309	2,660	5,004	5,336	47,234
Cum. FYTD	5,823	11,602	16,918	21,796	25,448	27,162	29,515	31,926	34,235	36,894	41,898	47,234	
2020/21	Jul	Aug	Sep	Oct	Nov	Dec	Jan	Feb	Mar	Apr	May	Jun	Total
SCWD	2,849	3,117	2,792	2,470	1,907	1,907	1,548	1,423	1,590	2,080	2,428	2,709	26,819
VWD	2,316	2,257	2,115	1,915	1,653	1,324	904	892	962	1,233	1,383	1,395	18,350
NWD	882	999	963	584	490	375	313	347	318	573	689	705	7,238
LACo	0	0	0	0	0	0	0	0	0	0	0	0	5
Total	6,048	6,373	5,870	4,970	4,050	3,605	2,766	2,662	2,871	3,897	4,500	4,809	52,413
Cum. FYTD	6,048	12,422	18,292	23,262	27,312	30,918	33,683	36,346	39,216	43,103	47,603	52,413	
2021/22	Jul	Aug	Sep	Oct	Nov	Dec	Jan	Feb	Mar	Apr	May	Jun	Total
SCWD	2,950	2,924	2,593	2,053	1,941	1,255	1,331	1,547	1,800	1,865	2,217	2,311	24,787
VWD	1,381	1,439	1,386	1,172	1,158	690	634	799	984	1,040	1,540	1,489	13,713
NWD	700	705	581	358	291	167	140	247	292	338	453	480	4,751
LACo	1	1	0	0	0	0	0	0	0	0	0	0	3
Total	5,030	5,070	4,559	3,585	3,390	2,113	2,106	2,593	3,075	3,243	4,210	4,279	43,253
Cum. FYTD	5,030	10,100	14,660	18,244	21,634	23,747	25,852	28,445	31,521	34,764	38,974	43,253	
2022/23	Jul	Aug	Sep	Oct	Nov	Dec	Jan	Feb	Mar	Apr	May	Jun	Total
SCWD	2,536	2,603	2,202	2,047	1,398	1,039	850	1,129	799	1,494	1,820	1,963	19,880
VWD	1,664	1,667	1,119	818	580	399	263	506	307	841	1,330	1,554	11,048
NWD	558	451	364	425	360	284	270	444	364	538	607	683	5,347
LACo	0	0	0	0	0	0	0	0	0	0	0	0	0
Total	4,759	4,720	3,685	3,290	2,339	1,721	1,383	2,079	1,470	2,873	3,757	4,199	36,275
Cum. FYTD	5,030	10,100	14,660	18,244	21,634	23,747	25,852	28,445	31,521	34,764	38,974	43,253	
2023/24	Jul	Aug	Sep	Oct	Nov	Dec	Jan	Feb	Mar	Apr	May	Jun	Total
SCWD	2,745	2,524	2,125	2,075	1,671	1,346	1,042	0	0	0	0	0	13,527
VWD	2,090	1,960	1,743	1,599	1,199	910	464	0	0	0	0	0	9,965
NWD	979	897	806	800	694	533	402	0	0	0	0	0	5,111
LACo	0	0	0	0	0	0	0	0	0	0	0	0	0
Total	5,814	5,381	4,674	4,473	3,564	2,789	1,908	0	0	0	0	0	28,603
Cum. FYTD	5,814	11,195	15,869	20,342	23,906	26,695	28,603	28,603	28,603	28,603	28,603	28,603	

*Total does not include recycled water.

Santa Clarita Valley Water Agency
Summary of Annual Precipitation
October 1st through September 30th
(Total in Inches)

	<i>2002-03</i>	<i>2003-04</i>	<i>2004-05</i>	<i>2005-06</i>	<i>2006-07</i>	<i>2007-08</i>	<i>2008-09</i>	<i>2009-10</i>	<i>2010-11</i>	<i>2011-12</i>	<i>2012-13</i>
October	0.00	1.10	4.79	1.91	0.42	0.25	0.09	4.04	1.34	1.97	0.15
November	3.01	0.63	0.64	0.59	0.05	0.50	1.78	0.08	1.87	2.50	2.20
December	5.85	2.57	8.54	0.14	0.83	2.67	3.01	4.28	11.97	1.19	1.54
January	0.00	0.65	17.06	3.27	1.66	17.54	0.69	9.13	0.96	1.23	1.94
February	9.03	8.07	16.69	3.78	1.38	1.82	6.78	4.96	5.36	0.13	0.42
March	2.38	0.37	2.70	5.68	0.17	0.10	1.18	0.69	8.86	4.99	1.21
April	2.35	0.20	1.42	4.22	0.71	0.07	0.07	2.40	0.12	4.02	0.00
May	1.70	0.00	0.45	0.99	0.00	0.17	0.01	0.07	0.74	0.01	0.74
June	0.00	0.00	0.00	0.00	0.00	0.00	0.03	0.00	0.04	0.00	0.00
July	0.02	0.00	0.00	0.00	0.04	0.00	0.00	0.00	0.01	0.00	0.08
August	0.00	0.00	0.09	0.00	0.00	0.00	0.00	0.00	0.00	0.01	0.00
September	0.00	0.00	0.17	0.00	1.32	0.00	0.00	0.00	0.00	0.02	0.00
TOTAL	24.34	13.59	52.55	20.58	6.58	23.12	13.64	25.65	31.27	16.07	8.28
	<i>2013-14</i>	<i>2014-15</i>	<i>2015-16</i>	<i>2016-17</i>	<i>2017-18</i>	<i>2018-19</i>	<i>2019-20</i>	<i>2020-21</i>	<i>2021-22</i>	<i>2022-23</i>	<i>2023-24</i>
October	0.11	0.32	0.17	0.43	0.00	0.52	0.01	0.04	1.22	0.08	0.00
November	1.41	0.64	0.21	1.49	0.06	1.87	2.61	0.14	0.04	1.89	0.79
December	0.37	6.16	0.49	3.44	0.01	2.77	5.12	1.40	13.86	6.02	4.13
January	0.06	1.44	6.07	10.30	3.18	8.08	0.54	2.08	0.40	10.20	1.14
February	5.26	0.74	0.69	8.98	0.35	8.56	0.12	0.03	0.00	8.82	
March	1.64	1.09	2.75	0.33	7.50	4.15	5.81	0.84	1.96	6.73	
April	0.31	0.16	0.37	0.09	0.02	0.09	4.45	0.01	0.12	0.00	
May	0.00	0.66	0.09	0.26	0.01	1.60	0.16	0.00	0.00	0.67	
June	0.00	0.01	0.01	0.00	0.00	0.01	0.01	0.00	0.00	0.00	
July	0.02	0.87	0.00	0.01	0.00	0.00	0.00	0.00	0.00	0.00	
August	0.05	0.00	0.02	0.07	0.00	0.00	0.00	0.03	0.00	5.71	
September	0.00	0.78	0.00	0.13	0.02	0.03	0.01	0.00	0.12	0.31	
TOTAL	9.23	12.87	10.87	25.53	11.15	27.68	18.84	4.57	17.72	40.43	6.06

Data Source: 2000 - February 2022 SCV Water's Pine Street office; March 2022 onward L.A. County Department of Public Works Newhall - Soledad Canyon Rain Gauge

SANTA CLARITA VALLEY WATER AGENCY
 WATER PRODUCTION 2024 (ACRE-FEET)

GROUNDWATER - ALLUVIUM	JAN	FEB	MAR	APR	MAY	JUN	JUL	AUG	SEP	OCT	NOV	DEC	TOTAL
C1	11												11
C2	6												6
C7	23												23
CLARK	0												0
D	0												0
E15	0												0
E17	0												0
GUIDA	36												36
HONBY	0												0
LOST CANYON NO.2	0												0
LOST CANYON NO.2A	0												0
MITCHELL 5B	0												0
N	66												66
N7	175												175
N8	127												127
NORTH OAKS CENTRAL	1												1
NORTH OAKS EAST	0												0
NORTH OAKS WEST	0												0
P1	0												0
P3	0												0
P4	0												0
P5	0												0
Q2	104												104
S6	0												0
S7	0												0
S8	0												0
SAND CANYON	0												0
SANTA CLARA	0												0
SIERRA	0												0
T7	0												0
U4	0												0
U6	0												0
VALLEY CENTER	137												137
W9	0												0
W10	0												0
W11	19												19
	704	0	0	0	0	0	0	0	0	0	0	0	704
GROUNDWATER - SAUGUS													
159	0												0
160 - DOM	2												2
160 - VGC (not included in % by Source)	5												5
201	0												0
205	0												0
206	39												39
207	26												26
N12	37												37
N13	43												43
SAUGUS 1	116												116
SAUGUS 2	0												0
	268	0	0	0	0	0	0	0	0	0	0	0	268
TOTAL GROUNDWATER	972	0	0	0	0	0	0	0	0	0	0	0	972

SANTA CLARITA VALLEY WATER AGENCY
 WATER PRODUCTION 2024 (ACRE-FEET)

SURFACE WATER + SAUGUS 1 & SAUGUS 2	JAN	FEB	MAR	APR	MAY	JUN	JUL	AUG	SEP	OCT	NOV	DEC	TOTAL
N-1	55												55
N-2	90												90
N-3	189												189
N-4	68												68
SC-1	149												149
SC-2	187												187
SC-3	67												67
SC-4	18												18
SC-5	20												20
SC-6	19												19
SC-7	106												106
SC-8	57												57
SC-9	241												241
SC-10	22												22
SC-11	0												0
SC-12	93												93
SC-13	63												63
V-1	169												169
V-2	46												46
V-4	15												15
V-5	37												37
V-6	19												19
V-7	68												68
V-8	110												110
	1908	0	0	0	0	0	0	0	0	0	0	0	1908
Less Raw Water Input v. Output Correction		0	0	0	0	0	0	0	0	0	0	0	0
TOTAL SURFACE WATER - SAUGUS 1 & SAUGUS 2	1793	0	0	0	0	0	0	0	0	0	0	0	1793
TOTAL PRODUCTION (GW + SURFACE WATER)	2765	0	0	0	0	0	0	0	0	0	0	0	2765
% BY SOURCE													
GROUNDWATER	35%												35%
SURFACE WATER	65%												65%
Less Metered Non-System Groundwater to Waste	1.1												1.1
Total Net Water	2763	0	0	0	0	0	0	0	0	0	0	0	2763
RAW WATER - SOURCE													
RVWTP	513												513
ESFP	1,331												1,331
RECYCLED WATER													
RWPS 1 - Based on customer billing month	8.6												9
WHOLESALE - LA COUNTY WATERWORKS 36	JAN	FEB	MAR	APR	MAY	JUN	JUL	AUG	SEP	OCT	NOV	DEC	TOTAL
LA 1	0												0
LA 3	0												0
TOTAL	0	0	0	0	0	0	0	0	0	0	0	0	0

[This page intentionally left blank.]



HISTORICAL PRODUCTION
and
GROUNDWATER LEVEL GRAPHS
JANUARY 2024

Historical Production and Groundwater level graphs are posted monthly on the SCV Water Website and the most recent data can be found at the link below;

- <https://www.yourscvwater.com/sites/default/files/SCVWA/your-water/plans-and-reports/well-water-levels/Well-Water-Production-and-Levels-January-2024.pdf>

- Groundwater level graphs for the 44 wells currently in operation show static water level depth below ground surface (bgs) from 1987 to the current month. Each well also has a second water level graph showing levels for the most recent five year period. Static Water Level refers to the level of water in a well under normal, non-pumping conditions. The graphs also show annual precipitation and historic high and low static water levels. Leading data gaps in the graphs indicate time frame before well became ACTIVE. Other gaps may appear during periods when water level soundings were not completed.

- The historical data tables show the production from each well in Acre-Feet from 1987 to present. Historical data labeled "NA" in the production table means that the particular well(s) were not in production at that time.

[This page intentionally left blank.]

Santa Clarita Valley Water Agency
Capital Improvement Projects (CIP) Construction Status Report
As of February 15, 2024

Project	Contractor	Original Contract Amount	Change Orders to Date	% Change Orders	Current Contract Amount	Scheduled Completion	Estimated % of Work Completed	Status
Vista Canyon (Phase 2B) Recycled Water Tanks	Pacific Tank and Construction, Inc.	\$3,906,870	\$390,585	9.99%	\$4,213,175	September 29, 2023	100%	Construction is completed. Notice of Completion issued.
Vista Canyon Recycled Water Main Extension (Phase 2B)	Ferreira Construction Co, Inc.	\$2,752,982	\$20,291	0.74%	\$2,773,273	October 31, 2023	100%	Construction is completed. Project closeout is in progress.
Bridgeport Pocket Park	C.S. Legacy Construction, Inc.	\$373,148	\$0	0%	\$373,148	January 31, 2024	99%	Construction is complete. Project closeout is in progress.
Dickason Drive Water Line Improvements	J Vega Engineering, Inc.	\$1,909,511	\$0	0%	\$1,909,511	March 1, 2024	63%	Construction is in progress.
Santa Clara & Honby Wells PFAS Groundwater Treatment Improvements Site Construction	Pacific Hydrotech Corporation	\$8,486,950	\$689,184	8.1%	\$9,176,134	April 1, 2024	80%	Construction is in progress.
ESFP Washwater Return Improvements	Pacific Hydrotech Corporation	\$17,526,700	\$991,798	5.7%	\$18,518,497	April 30, 2024	92%	Construction is in progress.
Magic Mountain Pipeline Phase 4	FivePoint / Toro Enterprises	\$3,084,725	\$212,289	6.9%	\$3,297,014	April 30, 2024	98%	Construction is in progress.
Magic Mountain Pipeline Phase 5	FivePoint / Toro Enterprises	\$3,269,979	\$0	0%	\$3,269,979	April 30, 2024	96%	Construction is in progress.
Magic Mountain Pipeline Phase 6A	FivePoint / Toro Enterprises	\$7,168,845	\$0	0%	\$7,168,845	April 30, 2024	92%	Construction is in progress.
Magic Mountain Pipeline Phase 6B	FivePoint / Leatherwood Construction	\$4,568,687	\$0	0%	\$4,568,687	April 30, 2024	99%	Construction is in progress.

Project	Contractor	Original Contract Amount	Change Orders to Date	% Change Orders	Current Contract Amount	Scheduled Completion	Estimated % of Work Completed	Status
Pitchess Pipeline Modifications	Los Angeles County Metropolitan Transportation Authority	\$159,000	\$0	0%	\$159,000	May 1, 2024	0%	Pipeline modifications are scheduled to start February 2024.
Saugus #3 & #4 Wells Construction (Replacement Wells)	Zim Industries, Inc.	\$12,751,494	\$0	0%	\$12,751,494	July 19, 2024	70%	Construction is in progress.
Deane Tank at Skyline Ranch (Cost Share)	Pacific Hydrotech Corporation	\$3,123,943 (SCV Water Fair Share)	\$16,066	0.51%	\$3,140,009	July 23, 2024	75%	Concrete tank, pre-stressing and exterior shotcrete completed. Contractor scheduled to install piping and appurtenances.
RVWTP Diesel UST Replacement	Fleming Environmental, Inc.	\$1,388,771	\$0	0%	\$1,388,771	August 1, 2024	5%	Material submittals are in progress.
Deane Pump Station at Sand Canyon Plaza (Cost Share)	Pacific Hydrotech Corporation	\$1,969,954 (SCV Water Fair Share)	\$0	0%	\$1,969,954	August 1, 2024	15%	Construction is in progress.
Deane Pump Station at Skyline Ranch (Cost Share)	Pacific Hydrotech Corporation	\$381,645 (SCV Water Fair Share)	\$4,564	1.2%	\$386,209	November 19, 2024	30%	Construction is in progress.
Well 201 VOC Treatment Improvements	Pacific Hydrotech Corporation	\$7,726,700	\$0	0%	\$7,726,700	April 15, 2025	50%	Construction is in progress.

Engineering and Operations Committee
Planning Calendar
FY 2023/24

Item	Feb 1 Comm - CANCELLED	Feb 6 Board	Feb 20 Board	March 5 Board	March 7 Comm	March 19 Board	April 2 Board	April 4 Comm	April 16 Board	May 2 Comm	May 7 Board	May 21 Board	June 4 Board	Jun 6 Comm	June 18 Board	July 2 Board
Monthly Committee Planning Calendar	P				P			P		P				P		
CIP Construction Status Report	P				P			P		P				P		
Monthly Operations and Production Report	P				P			P		P				P		
Third Party Funded Agreements Quarterly Report	P									P						
Quarterly Safety Program Presentation	P									P						
General Operations Presentation																
Annual Safety Program Update																
Real Property Activity Report					P											
Review and Consider the Proposed FY 2024/25 and FY 2025/26 Capital Improvement Projects								P								
Tax-Defaulted Properties										T	T					
Recommend Approval of Adopting a Resolution Authorizing a Purchase Order to Kennedy Jenks Consultants for Final Design Services for the Magic Mountain Pipeline (Phases 1–3) Inspection Access Modifications Project, and Finding the Project Categorically Exempt from the California Environmental Quality Act Pursuant to CEQA Guidelines Sections 15301 and 15303		P														
Recommend Approval of Adopting a Resolution Pursuant to a Categorical Exemption Under CEQA Guidelines Section 15301, and a Categorical Exclusion Under NEPA, Awarding a Contract for Rio Vista Water Treatment Plant PLC Controller Upgrade Project to Royal Industrial Solutions																
Approve a change order for Olympian (North Oaks) Water Storage Tanks 1 and 4 Coating Project			P													
SCV Water Master Plan Presentation					P	P										

**Engineering and Operations Committee
Planning Calendar
FY 2023/24**

Item	Feb 1 Comm - CANCELLED	Feb 6 Board	Feb 20 Board	March 5 Board	March 7 Comm	March 19 Board	April 2 Board	April 4 Comm	April 16 Board	May 2 Comm	May 7 Board	May 21 Board	June 4 Board	Jun 6 Comm	June 18 Board	July 2 Board
Recommend Approval of a Resolution Authorizing the General Manager to Apply for Grant Funding Under the Federal Bureau of Reclamation FY2024 WaterSmart Water Energy Efficiency Grant Program (WEEG) for an Automated Metering Infrastructure Project					P	P										
Recommend Approval of a Resolution Awarding Construction Contract and Purchase Orders for Construction Management and Inspection Services and Engineering Services During Construction for the Well 205 Groundwater Treatment Improvements Project								P	P							
Recommend Approval of Adopting a Resolution Awarding Construction Contract for T&U Wells PFAS Treatment, Saugus 1 and 2 VOC Treatment, and Disinfection Facility								P	P							
Recommend Approval of On-Call Engineering Services and/or Construction Management and Inspection Services								P			P					
Recommend Approval of Adopting a Resolution Awarding Construction Contract and Purchase Orders for Construction Management and Inspection Services and Engineering Services During Construction for Phase 2C South End Recycled Water Main Extension								P			P					
Recommend Approval of Adopting a Resolution Awarding a Purchase Order for Final Design Services for RVWTP Sewerline Improvements								P			P					
Recommend Approval of a Resolution Adopting Initial Study-Mitigated Negative Declaration Under the California Environmental Quality Act and a Resolution Authorizing a Purchase Order to Hazen and Sawyer for Final Design Services for the Newhall Wells (N11, N12, N13) Groundwater Treatment Improvements Project								P			P					
Recommend Approval of a Resolution Authorizing Santa Clarita Valley Water Agency to Provide Water Quality Laboratory Testing Services to the State of California Department of Water Resources								P	P							

**Engineering and Operations Committee
Planning Calendar
FY 2023/24**

Item	Feb 1 Comm - CANCELLED	Feb 6 Board	Feb 20 Board	March 5 Board	March 7 Comm	March 19 Board	April 2 Board	April 4 Comm	April 16 Board	May 2 Comm	May 7 Board	May 21 Board	June 4 Board	Jun 6 Comm	June 18 Board	July 2 Board
Recommend Approval of Adopting a Resolution Awarding Construction Contract for Pipeline to Los Angeles Residential Community										P		P				
Recommend Approval of Adopting a Resolution Authoring General Manager to Execute a (1) Financing Agreement with the State Water Resources Control Board for Consolidation of the New Mint Association, and (2) Consolidation and Water Service Agreement with the New Mint Association.										P		P				
Recommend Approval of Adopting a Resolution Awarding Construction Contract and Purchase Orders for Construction Management and Inspection Services and Engineering Services During Construction for Smyth Pipeline Improvements										P		P				
Recommend Approval of Adopting a Resolution Awarding Construction Contract and Purchase Orders for Construction Management and Inspection Services and Engineering Services During Construction for Valencia Market Place Pipeline Improvements										P		P				
Recommend Approval of Adopting a Resolution Awarding a Purchase Order for Final Design Services for N-Wells Drainage Improvements										P			P			
Recommend Approval of Adopting a Resolution Awarding Construction Contract for Saugus Wells 3 & 4 (Replacement Wells) Well Equipment and Site Improvements Project.														P	P	
Recommend Approval of Adopting a Resolution Awarding a Purchase Order for Final Design Services for Sand Canyon Sewerline														P		P

[This page intentionally left blank.]