

STATUS OF THE NEW DROP PROGRAM

Water Resources and Watershed Committee

MAY 15, 2024

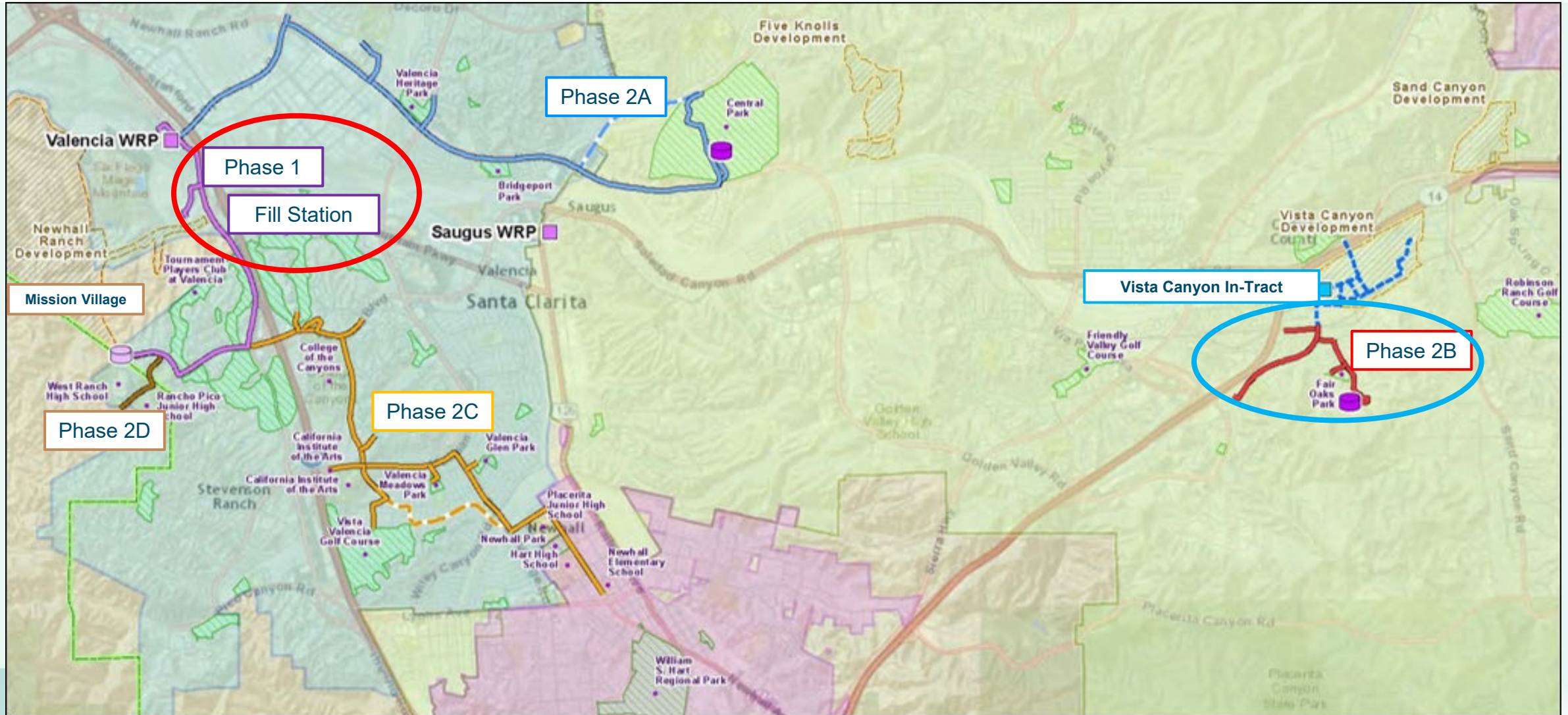


NEW DROP PROGRAM BACKGROUND

- Increase Availability
- Approved Concept
- Reporting
- Team Effort

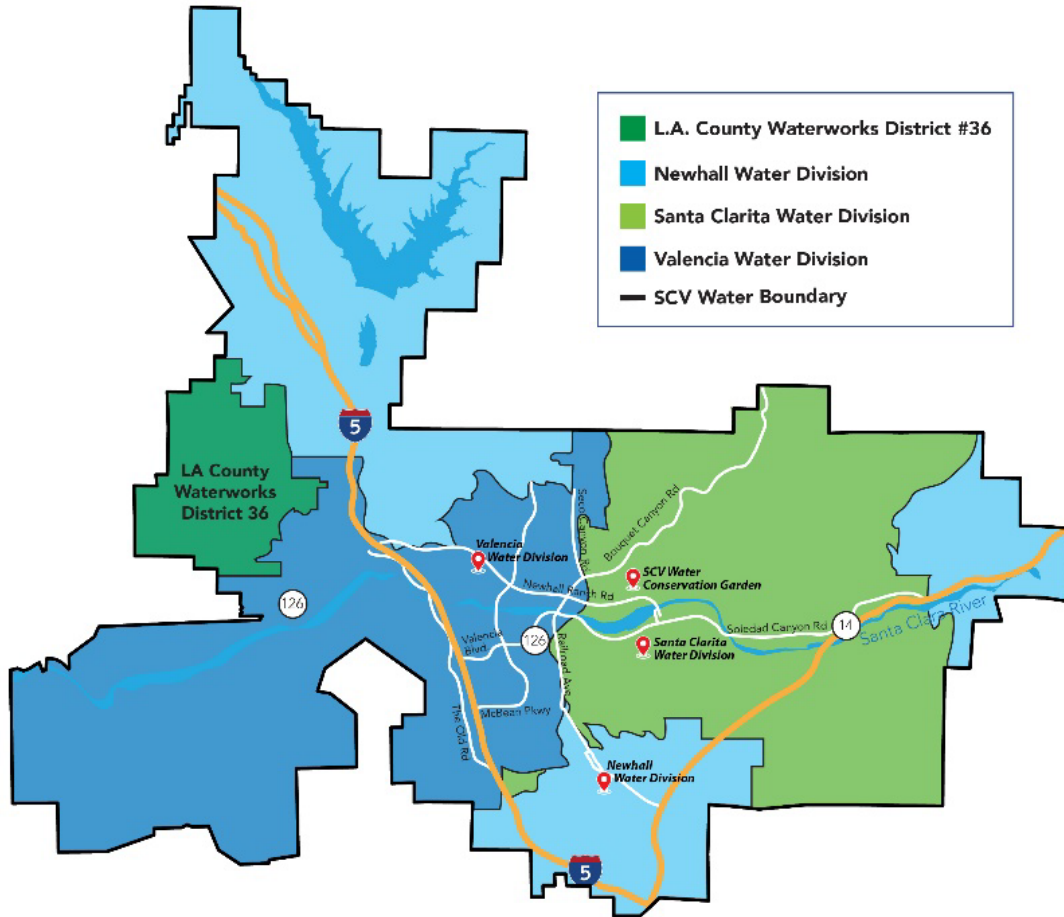


CURRENT PERMITTED RECYCLED WATER USE



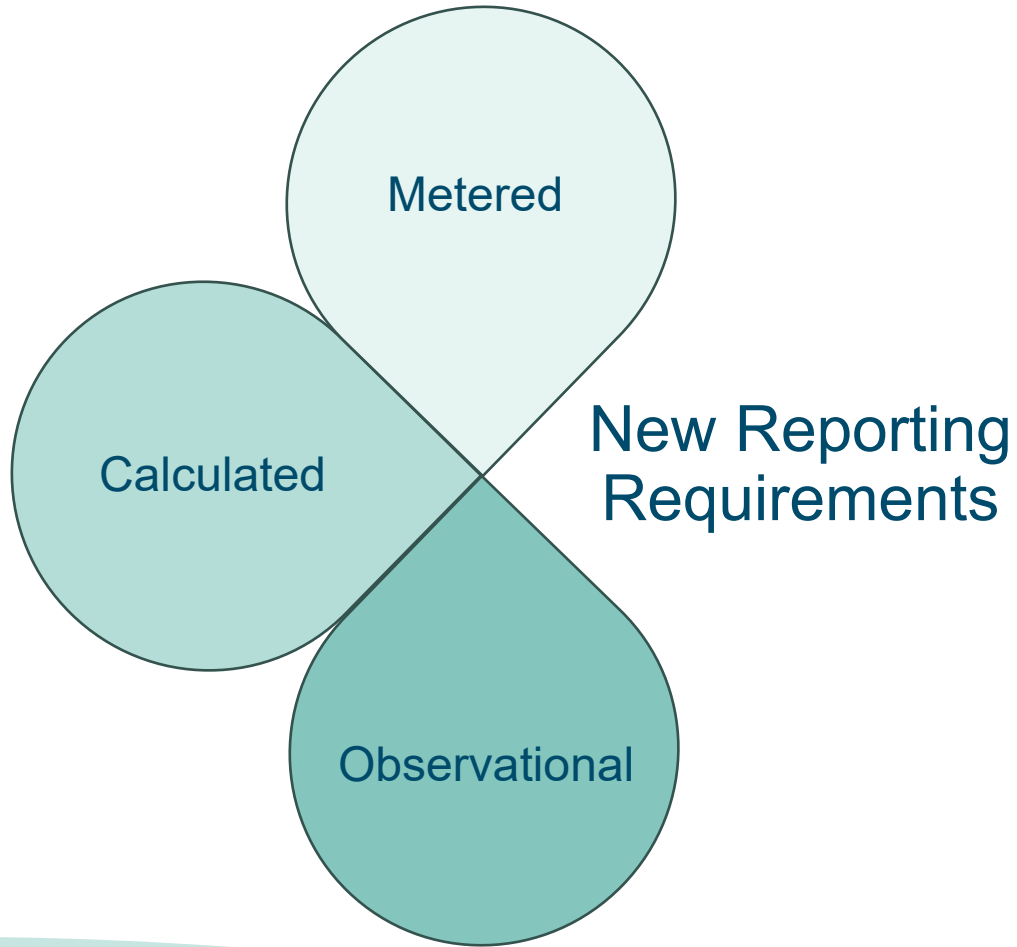
2023 Cumulative New Drop Production			
Start	End	Monthly Production Totals (Gal)	AF
1/1/2023	1/31/2023	12,669,867	38.88
2/1/2023	2/28/2023	11,530,580	35.39
3/1/2023	3/31/2023	12,849,475	39.43
4/1/2023	4/30/2023	12,520,814	38.42
5/1/2023	5/31/2023	12,995,984	39.88
6/1/2023	6/30/2023	12,657,101	38.84
7/1/2023	7/31/2023	13,132,244	40.30
8/1/2023	8/31/2023	13,158,747	40.38
9/1/2023	9/30/2023	12,789,442	39.25
10/1/2023	10/31/2023	13,312,091	40.85
11/1/2023	11/30/2023	12,987,678	39.86
12/1/2023	12/31/2023	13,552,501	41.59
Total		154,156,522	473.09

EXPANDED USE OF NEW DROP SUPPLY



- Revised NOA Approved
- Expanded Use
 - Construction
 - Irrigation
 - Landscape Impoundment

MOVING FORWARD



- Multi-Department Team
- Quarterly and Annual Reporting
- Database Improvements
- Building Relationships
- Focused on Adding New Customers

QUESTIONS?