



WATER RESOURCES AND WATERSHED COMMITTEE MEETING

Wednesday, August 10, 2022
Meeting Begins at 5:30 PM

Members of the public may attend by the following options:

In Person

Santa Clarita Valley Water Agency
Engineering Services Section
Boardroom
26521 Summit Circle
Santa Clarita, CA 91350

By Phone

Toll Free:
1-(833)-568-8864
Webinar ID: 160 467 5920

Virtually

Please join the meeting from your
computer, tablet or smartphone:

<https://scvwa.zoomgov.com/j/1604675920>

Have a Public Comment?

Members of the public unable to attend this meeting may submit comments either in writing to ekang@scvwa.org or by mail to Eunie Kang, Executive Assistant, Santa Clarita Valley Water Agency, 26501 Summit Circle, Santa Clarita, CA 91350. All written comments received before 4:00 PM the day of the meeting will be distributed to the Committee members and posted on the Santa Clarita Valley Water Agency website prior to the start of the meeting. Anything received after 4:00 PM the day of the meeting will be made available at the meeting, if practicable, and will be posted on the SCV Water website the following day. All correspondence with comments, including letters or emails, will be posted in their entirety.

(Public comments take place during Item 2 of the Agenda and before each Item is considered. Please see the Agenda for details.)

This meeting will be recorded and the audio recording for all Committee meetings will be posted to yourscvwater.com within 3 business days from the date of the Committee meeting.


Disclaimer: Attendees should be aware that while the Agency is following all applicable requirements and guidelines regarding COVID-19, the Agency cannot ensure the health of anyone attending a Board meeting. Attendees should therefore use their own judgment with respect to protecting themselves from exposure to COVID-19.

[This page intentionally left blank.]



Date: August 3, 2022

To: **Water Resources and Watershed Committee**
Jeff Ford, Chair
Kathye Armitage
Ed Colley
Bill Cooper
Maria Gutzeit

From: Steve Cole, Assistant General Manager 

The **Water Resources and Watershed Committee** is scheduled to meet on **Wednesday, August 10, 2022 at 5:30 PM** at **26521 Summit Circle, Santa Clarita, CA 91350** in the **Engineering Services Section (ESS) Boardroom**. Members of the public may attend in person or virtually. To attend this meeting virtually, please see below.

IMPORTANT NOTICES

This meeting will be conducted in person at the address listed above. As a convenience to the public, members of the public may also participate virtually by using the **Agency's Call-In Number 1-833-568-8864, Webinar ID: 160 467 5920 or Zoom Webinar by clicking on the link <https://scvwa.zoomgov.com/j/1604675920>**. Any member of the public may listen to the meeting or make comments to the Committee using the call-in number or Zoom Webinar link above. However, in the event there is a disruption of service which prevents the Agency from broadcasting the meeting to members of the public using either the call-in option or internet-based service, this meeting will not be postponed or rescheduled but will continue without remote participation. The remote participation option is being provided as a convenience to the public and is not required. Members of the public are welcome to attend the meeting in person.

Attendees should be aware that while the Agency is following all applicable requirements and guidelines regarding COVID-19, the Agency cannot ensure the health of anyone attending a Committee meeting. Attendees should therefore use their own judgment with respect to protecting themselves from exposure to COVID-19.

Members of the public unable to attend this meeting may submit comments either in writing to ekang@scvwa.org or by mail to Eunie Kang, Executive Assistant, Santa Clarita Valley Water Agency, 26501 Summit Circle, Santa Clarita, CA 91350. All written comments received before 4:00 PM the day of the meeting will be distributed to the Committee members and posted on the Santa Clarita Valley Water Agency website prior to the start of the meeting. Anything received after 4:00 PM the day of the meeting, will be made available at the meeting, if practicable, and will be posted on the SCV Water website the following day. All correspondence with comments, including letters or emails, will be posted in their entirety.

MEETING AGENDA

<u>ITEM</u>		<u>PAGE</u>
1.	<u>PLEDGE OF ALLEGIANCE</u>	
2.	<u>PUBLIC COMMENTS</u> – Members of the public may comment as to items within the subject matter jurisdiction of the Agency that are not on the Agenda at this time. Members of the public wishing to comment on items covered in this Agenda may do so at the time each item is considered. (Comments may, at the discretion of the Committee Chair, be limited to three minutes for each speaker.)	
3.	* Recommend Adoption of a Resolution Authorizing the General Manager to Apply for Grant Funding Under the WaterSmart Water Energy Efficiency Grant Program (WEEG) and Execute a Grant Agreement with the Federal Bureau of Reclamation	1
4.	Water Resources Director's Report	
	4.1 Status of Groundwater Recharge Feasibility Studies	
	* 4.2 Devil's Den Semi-Annual Report	109
	4.3 Staff Activities	
5.	Sustainability Manager's Report	
	5.1 Update on Conservation Activities & Performance	
	5.2 Status of Drought Response and Performance	
6.	* Committee Planning Calendar	111
7.	Adjournment	
	* Indicates Attachment	
	• Indicates Handout	

NOTICES:

Any person may make a request for a disability-related modification or accommodation needed for that person to be able to participate in the public meeting by telephoning Eunie Kang, Executive Assistant, at (661) 297-1600, or in writing to ekang@scvwa.org or by mail to Eunie Kang, Executive Assistant, Santa Clarita Valley Water Agency, 26501 Summit Circle, Santa Clarita, CA 91350. Requests must specify the nature of the disability and the type of accommodation requested. A telephone number or other contact information should be included so that Agency staff may discuss appropriate arrangements. Persons requesting a disability-related accommodation should make the request with adequate time before the meeting for the Agency to provide the requested accommodation.

Pursuant to Government Code Section 54957.5, non-exempt public records that relate to open session agenda items and are distributed to a majority of the Committee less than seventy-two (72) hours prior to the meeting will be available for public inspection at the Santa Clarita Valley Water Agency, located at 27234 Bouquet Canyon Road, Santa Clarita, CA 91350, during regular business hours. When practical, these public records will also be made available on the Agency's Internet Website, accessible at <http://www.yourscvwater.com>.

Posted on August 3, 2022.


[This page intentionally left blank.]



COMMITTEE MEMORANDUM

DATE: August 10, 2022

TO: Water Resources and Watershed Committee

FROM: Matthew S. Dickens, MPA 
Sustainability Manager

SUBJECT: Recommend Adoption of a Resolution Authorizing the General Manager to Apply for Grant Funding Under the WaterSmart Water Energy Efficiency Grant Program (WEEG) and Execute a Grant Agreement with the Federal Bureau of Reclamation

SUMMARY

Consistent with Board direction to pursue grant opportunities, on July 28, 2022, staff applied for the Bureau of Reclamation's WaterSMART (Sustain and Manage America's Resources for Tomorrow) Water Energy Efficiency Grant Program to fund \$2,000,000.00 of the Agency's Water Efficiency Programs (WEP). Grant application procedures require that SCV Water Board of Directors adopt a resolution authorizing the General Manager to apply for the grant, execute a grant agreement, and commit to providing a funding match as identified in the grant application (\$2,000,000).

DISCUSSION

To promote the beneficial uses of water, SCV Water, and the Santa Clarita Valley's legacy water providers, have made significant investments in water conservation and water use efficiency. While significant water savings have been achieved via these investments and programs, ample water conservation opportunities persist, and water conservation and water use efficiency remain a cost-effective approach to water resources management. Additionally, though the Agency successfully achieved the water conservation goals proscribed in SBx7-7 (20% Reduction in Gallons per Capita Day (GPCD) by 2020), urban water suppliers in California will be required to maintain the annual Urban Water Use Objectives (UWUO) identified in AB 1668 and SB 606 beginning in 2024. The UWUOs include residential indoor and outdoor efficient water use standards, efficient commercial irrigation standards, annual water loss standards, and implementation of commercial best practices.

In 2015, the Valley's legacy water service providers developed the Water Use Efficiency Strategic Plan (SCV WUE SP) which included both strategies and operating goals critical to achieving water use reductions consistent with SBx7-7. SCV Water and surpassed the 20% GPCD reduction target by conserving ~24% compared to its baseline GPCD. Anticipating SBx7-7's sunset in 2020, the California State Legislature adopted AB 1668 and SB 606 which provided the framework for future water conservation compliance requirements, though implementation details and methodologies are still in development. With that, SCV Water staff developed an interim strategy which builds upon the conservation gains achieved by the community and plans to update the SCV WUE SP pursuant to finalization of the new standards. However, based on the known components of the long-term framework, SCV Water staff recognizes that every gallon conserved during the interim period and in the inaugural stages of

AB 1668 and SB 606 will help the Agency meet both the UWUOs and stretch supplies during periods of drought.

In support of the Agency's conservation efforts, staff conducted a scan for alternative sources of funding and identified opportunity. The Federal Bureau of Reclamation (BOR) issued a notification of availability of funding under the WaterSMART Water Energy Efficiency Grant Program (WEEG) Funding Group II. Eligible projects under the Grant Program include the programs and activities identified by SCV Water including the Agency's US EPA WaterSense Excellence Award (2020 & 2021) winning Multifamily Apartment Program (MFAP), its recently updated Lawn Replacement Program (LRP), and the expanded Irrigation Efficiency Program (IEP). Conservation savings resulting from WEP implementation is estimated at 579.53 Acre-Feet per Year with a lifetime savings of 4,389 Acre-Feet. A full description of the WEP programs is included in the attachments

FINANCIAL CONSIDERATIONS

Funding for WEP is included in the Fiscal Year 2022/2023 and staff anticipates continued program funding for Fiscal Years 2023/2024 and 2024/2025 Operating Budgets. However, depending on program demand and/or program saturation, current and future budgets may need to be adjusted to accommodate this project and the grant funding period.

STATEGIC PLAN OBJECTIVE(S)

Goal C. Water Supply and Resource Sustainability: Implement programs to ensure the service area has reliable and sustainable supplies of water.

Strategy C.4 Advance demand management and achieve State mandated water use efficiency targets.

- C.4.1 Continue to implement and assess programs identified in the updated Santa Clarita Valley Water Use Efficiency Strategic Plan (SCV WUE SP)
- C.4.2 Support local and statewide regulations consistent with the goals of the Water Use Efficiency Strategic Plan
- C.4.5 Reevaluate and prioritize outreach targets and methods to maximize rebates and incentive benefits to encourage additional conservation
- C.4.6 Develop equitable conservation/demand management programs to meet current and upcoming regulatory measures
- C.4.9 Promote drought tolerant and water efficient landscapes out into the community
- C.4.10 Communicate with customers the message that "conservation is a way of life"

RECOMMENDATION

That the Water Resources and Watershed Committee recommends that the Board of Directors authorize (1) a resolution authorizing the General Manager to apply for funding under the Bureau of Reclamation's WaterSMART Water Energy Efficiency Grant Program; (2) execute a grant agreement and (3) commit to providing up to \$2,000,000 dollars in matching funds.

Attachments

RESOLUTION NO.

A RESOLUTION OF THE BOARD OF DIRECTORS OF THE SANTA CLARITA VALLEY WATER AGENCY AUTHORIZING AN APPLICATION FOR GRANT FUNDING UNDER THE BUREAU OF RECLAMATION'S FY2023 WATERSMART WATER ENERGY EFFICIENCY GRANT PROGRAM FOR THE AGENCY'S WATER EFFICIENCY PROGRAM

WHEREAS, the Santa Clarita Valley Water Agency (Agency) provides potable water for the businesses and residents in its service area and offers customers a wide range of conservation and water use efficiency programs; and

WHEREAS, the Agency, in alignment with the Santa Clarita Valley Water Use Efficiency Plan, has implemented water conservation programs including the Residential, Commercial, Industrial and Institutional Lawn Replacement Programs, incentives for Irrigation Efficiency Improvements, and its Multifamily Apartment Retrofit Program (for which the Agency received EPA WaterSense Excellence Awards in 2020 and 2021) (collectively, Water Efficiency Program); and

WHEREAS, savings achieved through the Agency's water conservation programs decrease its aggregate energy consumption and greenhouse gas emissions resulting from decreases in treatment, pumping, and distribution, and

WHEREAS, there is potential opportunity to increase participation in the Agency's Water Efficiency Program, promote conservation, reduce energy consumption and greenhouse gas emissions; and

WHEREAS, water conservation, whether achieved through water use efficiency improvements, landscape transformation, technological enhancements, and/or education is a cost-effective demand management best practice which improves local supply reliability and water affordability, and significant water saving opportunities remain; and

WHEREAS, The United States Department of the Interior offers financial assistance in the form of grant funding through its Bureau of Reclamation's WaterSMART (Sustain and Manage America's Resources for Tomorrow) Water Energy Efficiency Grant Program (WEEG) for this type of project. The WaterSMART WEEG program provides three levels of grant funding up to a maximum grant amount of \$5,000,000; and

WHEREAS, the Agency desires to fund part of the cost of the Water Efficiency Program with grant funding from the WaterSMART WEEG program at the \$2,000,000 funding level for projects to be completed within 3 years of grant award.

NOW, THEREFORE BE IT RESOLVED, the Board of Directors of the Santa Clarita Valley Water Agency hereby finds, determines, declares, and resolves as follows:

1. The Board hereby supports a grant application to the WaterSMART WEEG Program for the Water Efficiency Program.

2. The Board hereby authorizes and directs the General Manager, or his or her designee, to complete, review, sign and submit, for and on behalf of the Agency, a grant application to the Bureau of Reclamation's WaterSMART WEEG Program for the Water Efficiency Program up to the amount of \$2,000,000.
3. The General Manager, or his or her designee, is authorized and designated to provide the assurances, certifications, and commitments required for the grant application, including executing a financial assistance or similar agreement with the Bureau of Reclamation within established deadlines and any amendments or changes thereto.
4. The General Manager, or his or her designee, is authorized and designated to represent the Agency in carrying out the Agency's responsibilities under any grant future agreement, including certifying disbursement requests on behalf of the Agency and compliance with applicable state and federal laws.
5. If a grant award is made to the Agency by the Bureau of Reclamation, the Agency commits, pending Board compliance with the California Environmental Quality Act (CEQA) and the National Environmental Policy Act (NEPA) and approval of the Water Efficiency Program, to providing a minimum of 100% in matching funds (\$2,000,000) for the AMI Replacement Project, and up to the balance of funds needed to complete the AMI Replacement Project.
6. This Resolution shall take effect immediately.

Application for Federal Assistance SF-424

* 1. Type of Submission: <input type="checkbox"/> Preapplication <input checked="" type="checkbox"/> Application <input type="checkbox"/> Changed/Corrected Application	* 2. Type of Application: <input checked="" type="checkbox"/> New <input type="checkbox"/> Continuation <input type="checkbox"/> Revision	* If Revision, select appropriate letter(s): <input type="text"/> * Other (Specify): <input type="text"/>
--	--	--

* 3. Date Received: <input type="text" value="Completed by Grants.gov upon submission."/>	4. Applicant Identifier: <input type="text"/>
--	--

5a. Federal Entity Identifier: <input type="text"/>	5b. Federal Award Identifier: <input type="text"/>
--	---

State Use Only:

6. Date Received by State: <input type="text"/>	7. State Application Identifier: <input type="text"/>
---	---

8. APPLICANT INFORMATION:

* a. Legal Name: <input type="text" value="Santa Clarita Valley Water Agency"/>	
* b. Employer/Taxpayer Identification Number (EIN/TIN): <input type="text" value="82-3720014"/>	* c. UEI: <input type="text" value="NTVBCVJJHF99"/>

d. Address:

* Street1:	<input type="text" value="27234 Bouquet Canyon Rd."/>
Street2:	<input type="text"/>
* City:	<input type="text" value="Santa Clarita"/>
County/Parish:	<input type="text"/>
* State:	<input type="text" value="CA: California"/>
Province:	<input type="text"/>
* Country:	<input type="text" value="USA: UNITED STATES"/>
* Zip / Postal Code:	<input type="text" value="91350-2173"/>

e. Organizational Unit:

Department Name: <input type="text"/>	Division Name: <input type="text"/>
--	--

f. Name and contact information of person to be contacted on matters involving this application:

Prefix: <input type="text" value="Mr."/>	* First Name: <input type="text" value="Matthew"/>
Middle Name: <input type="text" value="G."/>	
* Last Name: <input type="text" value="Stone"/>	
Suffix: <input type="text"/>	

Title: <input type="text" value="General Manager"/>

Organizational Affiliation: <input type="text"/>

* Telephone Number: <input type="text" value="661-297-1600 x. 1347"/>	Fax Number: <input type="text"/>
---	----------------------------------

* Email: <input type="text" value="mstone@scvwa.org"/>
--

Application for Federal Assistance SF-424

*** 9. Type of Applicant 1: Select Applicant Type:**

D: Special District Government

Type of Applicant 2: Select Applicant Type:

Type of Applicant 3: Select Applicant Type:

* Other (specify):

*** 10. Name of Federal Agency:**

Bureau of Reclamation

11. Catalog of Federal Domestic Assistance Number:

15.507

CFDA Title:

WaterSMART (Sustain and Manage America's Resources for Tomorrow)

*** 12. Funding Opportunity Number:**

R23AS00008

* Title:

WaterSMART Grants: Water and Energy Efficiency Grants for Fiscal Year 2023

13. Competition Identification Number:

R23AS00008

Title:

WaterSMART Grants: Water and Energy Efficiency Grants for Fiscal Year 2023

14. Areas Affected by Project (Cities, Counties, States, etc.):

Add Attachment

Delete Attachment

View Attachment

*** 15. Descriptive Title of Applicant's Project:**

Water Efficiency Program

Attach supporting documents as specified in agency instructions.

Add Attachments

Delete Attachments

View Attachments

Application for Federal Assistance SF-424

16. Congressional Districts Of:

* a. Applicant

* b. Program/Project

Attach an additional list of Program/Project Congressional Districts if needed.

Add Attachment

Delete Attachment

View Attachment

17. Proposed Project:

* a. Start Date:

* b. End Date:

18. Estimated Funding (\$):

* a. Federal	<input type="text" value="2,000,000.00"/>
* b. Applicant	<input type="text" value="5,242,900.00"/>
* c. State	<input type="text" value="0.00"/>
* d. Local	<input type="text" value="0.00"/>
* e. Other	<input type="text" value="0.00"/>
* f. Program Income	<input type="text" value="0.00"/>
* g. TOTAL	<input type="text" value="7,242,900.00"/>

*** 19. Is Application Subject to Review By State Under Executive Order 12372 Process?**

a. This application was made available to the State under the Executive Order 12372 Process for review on

b. Program is subject to E.O. 12372 but has not been selected by the State for review.

c. Program is not covered by E.O. 12372.

*** 20. Is the Applicant Delinquent On Any Federal Debt? (If "Yes," provide explanation in attachment.)**

Yes No

If "Yes", provide explanation and attach

Add Attachment

Delete Attachment

View Attachment

21. *By signing this application, I certify (1) to the statements contained in the list of certifications and (2) that the statements herein are true, complete and accurate to the best of my knowledge. I also provide the required assurances** and agree to comply with any resulting terms if I accept an award. I am aware that any false, fictitious, or fraudulent statements or claims may subject me to criminal, civil, or administrative penalties. (U.S. Code, Title 18, Section 1001)**

** I AGREE

** The list of certifications and assurances, or an internet site where you may obtain this list, is contained in the announcement or agency specific instructions.

Authorized Representative:

Prefix: * First Name:

Middle Name:

* Last Name:

Suffix:

* Title:

* Telephone Number: Fax Number:

* Email:

* Signature of Authorized Representative: * Date Signed:

ATTACHMENTS FORM

Instructions: On this form, you will attach the various files that make up your grant application. Please consult with the appropriate Agency Guidelines for more information about each needed file. Please remember that any files you attach must be in the document format and named as specified in the Guidelines.

Important: Please attach your files in the proper sequence. See the appropriate Agency Guidelines for details.

1) Please attach Attachment 1	SCV Water WEP BOR WEEG FY23 2	Add Attachment	Delete Attachment	View Attachment
2) Please attach Attachment 2	SCV Water_AWWA ACE 2022_Draft	Add Attachment	Delete Attachment	View Attachment
3) Please attach Attachment 3		Add Attachment	Delete Attachment	View Attachment
4) Please attach Attachment 4		Add Attachment	Delete Attachment	View Attachment
5) Please attach Attachment 5		Add Attachment	Delete Attachment	View Attachment
6) Please attach Attachment 6		Add Attachment	Delete Attachment	View Attachment
7) Please attach Attachment 7		Add Attachment	Delete Attachment	View Attachment
8) Please attach Attachment 8		Add Attachment	Delete Attachment	View Attachment
9) Please attach Attachment 9		Add Attachment	Delete Attachment	View Attachment
10) Please attach Attachment 10		Add Attachment	Delete Attachment	View Attachment
11) Please attach Attachment 11		Add Attachment	Delete Attachment	View Attachment
12) Please attach Attachment 12		Add Attachment	Delete Attachment	View Attachment
13) Please attach Attachment 13		Add Attachment	Delete Attachment	View Attachment
14) Please attach Attachment 14		Add Attachment	Delete Attachment	View Attachment
15) Please attach Attachment 15		Add Attachment	Delete Attachment	View Attachment

[This page intentionally left blank.]



Water Efficiency Program (WEP)

WaterSMART: Water and Energy Efficiency Grants for Fiscal Year 2023 R23AS00008 Funding Group II

Prepared For:

Bureau of Reclamation
Financial Assistance Operations
Attn: NOFO Team
ewackland@usbr.gov
P.O. Box 25007, MS 84-27133
Denver, CO 80225

Submitted By:

Santa Clarita Valley Water Agency
27234 Bouquet Canyon Road
Santa Clarita, CA 91350
Matthew Stone, General Manager
mstone@scvwa.org
661-297-1600

July 28, 2022



Table of Contents

Standard Form 424 Application for Federal Assistance.....Separate Submission
Standard Form 424A Construction Program Budget Information.....Separate Submission
Standard Form 424D Construction Program Assurances.....Separate Submission
SF-LLL Disclosure of Lobbying Activities.....Separate Submission

Table of Figures iii

Table of Tables iii

SECTION 1: TECHNICAL PROPOSAL AND EVALUATION CRITERIA 1

Executive Summary 1

Project Location 1

Technical Project Description..... 2

Evaluation Criteria..... 7

 D.1. Evaluation Criterion A — Quantifiable Water Savings (28 points) 7

 D.2. Evaluation Criterion B—Renewable Energy (20 points) 18

 D.3. Evaluation Criterion C—Sustainability Benefits (20 points) 21

 D.4. Evaluation Criterion D—Complementing On-Farm Irrigation Improvements (10 points) 33

 D.5. Evaluation Criterion E—Planning and Implementation (8 points) 33

 D.6. Evaluation Criterion F—Collaboration (6 points)..... 35

 D.7. Evaluation Criterion G— Additional Non-Federal Funding (4 points) 37

 D.8. Evaluation Criterion H— Nexus to Reclamation (4 Points)..... 37

Performance Measures 38

SECTION 2: PROJECT BUDGET..... 39

A. Standard Form 424 Budget Information..... 39

B. Funding Plan and Letters of Commitment 39

C. Budget Proposal 39

D. Budget Narrative..... 40

SECTION 3: ENVIRONMENTAL AND CULTURAL RESOURCES COMPLIANCE 42

SECTION 4: REQUIRED PERMITS OR APPROVALS..... 44

SECTION 5: OVERLAP OR DUPLICATION OF EFFORTS STATEMENT 44

SECTION 6: CONFLICT OF INTEREST DISCLOSURE 44

SECTION 7: UNIFORM AUDIT REPORTING STATEMENT 44

SECTION 8: LETTERS OF SUPPORT 44

SECTION 9: OFFICIAL RESOLUTION..... 45

SECTION 10: PROOF OF SAM REGISTRATION..... 47

SECTION 11: APPENDICES:..... 47



APPENDIX A: LETTERS OF SUPPORT.....48

APPENDIX B: SCV WATER’S 2020 URBAN WATER MANAGEMENT PLAN51

APPENDIX C: SANTA CLARITA VALLEY WATER USE EFFICIENCY STRATEGIC PLAN52

APPENDIX D: WATER SHORTAGE CONTINGENCY PLAN53

APPENDIX E: SCVWA MULTI-FAMILY APARTMENT PROGRAM INFORMATION.....54

**APPENDIX F: SCVWA RESIDENTIAL AND COMMERCIAL TURF REPLACEMENT PROGRAM FLYERS
.....55**

**APPENDIX G: SCVWA BOARD OF DIRECTORS MEETING PACKET OCTOBER 5, 2021; LAWN
REPLACEMENT PROGRAM RESULTS.....57**

**APPENDIX H: SCVWA PRESENTATION TO EPA WATERSENSE FOR MULTIFAMILY APARTMENT
PROJECT58**

Table of Figures

Figure 1. Project Location Map 2

Figure 2. U.S Drought Monitor Map 25

Figure 3. Map of Disadvantaged Communities in SCV Water Territory 29

Figure 4. Map of Environmental Stressors 31

Table of Tables

Table 1. Water Savings Inputs..... 11

Table 2. Water Savings Calculations 12

Table 3. Water Savings Summary 14

Table 4. Indoor Appliance Rebate Program Water Savings..... 17

Table 5. Energy Conservation Inputs 19

Table 6. Energy Savings Calculation..... 19

Table 7. SCV Water’s Water Supply Portfolio 2020 24

Table 8. MHI Determination 30

Table 9. Project Schedule..... 35

Table 10. Total Project Costs by Source..... 39

Table 11. Summary of Non-Federal and Federal Funding Sources 39

Table 12. Project Budget..... 40

[This page intentionally left blank.]



SECTION 1: TECHNICAL PROPOSAL AND EVALUATION CRITERIA

Executive Summary

Date: July 28, 2022	Applicant Name: Santa Clarita Valley Water Agency
City: Santa Clarita	Project Length of Time: 36 months
County: Los Angeles and Ventura Counties	Estimated Completion Date: June 2026
State: California	Located on a Federal Facility: No

Santa Clarita Valley Water Agency is a Category ‘A’ applicant.

Project Summary

To support Santa Clarita Valley Water Agency’s (SCV Water) water efficiency and management efforts, SCV Water is continuing its successful portfolio of water efficiency programs for an additional three years. The three programs planned for extension will provide rebates and direct water saving device installations to residential, commercial and multifamily apartment customers. SCV Water proposes full implementation of the following:

- Water Efficiency Works – Multifamily Apartment Program**, which has a comprehensive structure of implementation including pre-implementation analysis using EPA’s Energy Star Portfolio Manager Water Score Tool for Multifamily Apartments to identify high-savings opportunity customers, an outreach campaign, surveys, interviews, site check-ups, toilet leak detection and repair, installation of high-efficiency (HE) fixtures, as well as rebates for HE fixtures including Premium and Ultra-High Efficiency Toilets (P/UHETs), HE irrigation controllers and devices, and the replacement of turf with low water use (native) plants. SCV Water began the Program in 2018 and received Excellence Awards in 2020 and 2021 from the Environmental Protection Agency’s (EPA) [WaterSense Program](#).
- Lawn Replacement Program**, to transform 1,350,000 square feet of grass lawns to native, drought-tolerant, climate appropriate landscaping at commercial and residential properties.
- Irrigation Efficiency Program**, to replace irrigation controllers with smart controllers and install water-efficient irrigation devices (drip irrigation, high-efficiency nozzles, and pressure regulating devices).

The extension of the existing programs (collectively referred to as the Water Efficiency Program, or WEP) is planned to be continued for three years with an estimated savings of **579.5 acre-feet per year (AFY)**. This request for funding is for **\$2,000,000** and will augment SCV Water’s existing funding of \$5,242,900 (72.4% match). SCV Water is ready to proceed with the WEP upon grant approval.

Project Location

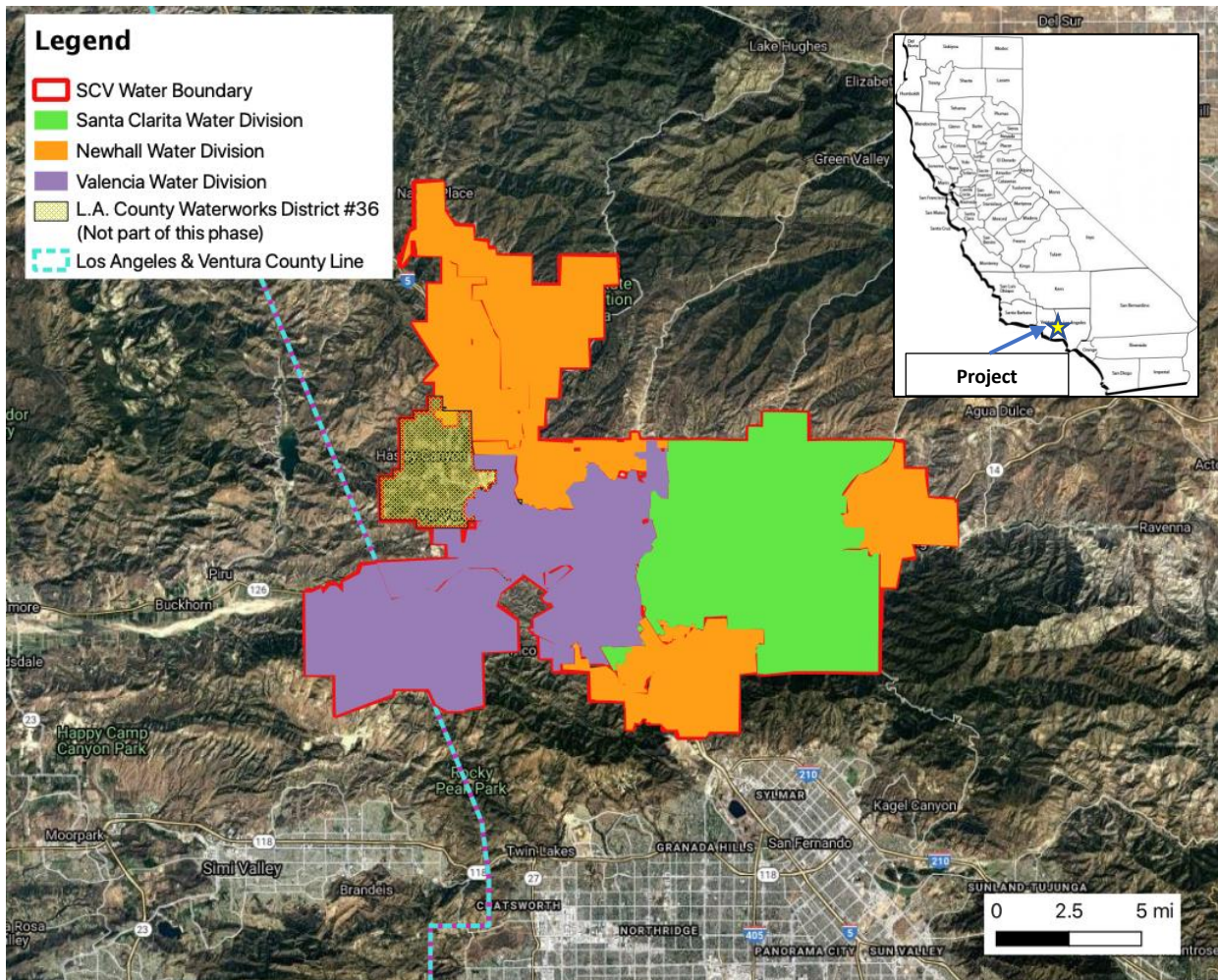
The WEP will reach out to residents, apartment complexes and commercial properties across the SCV Water service area located in Los Angeles County, in the state of California. SCV Water and is comprised of three legacy retail water purveyors and a wholesale water agency, all of which were consolidated in 2018 to form SCV Water. The previous agencies are:

- Castaic Lake Water Agency (CLWA) – State Water Project Contractor – Wholesale

- Santa Clarita Water Division (a division of CLWA) – Retail
- Valencia Water Company (private company owned by CLWA) – Retail
- Newhall County Water District (with four separate systems of Castaic, Newhall, Pinetree, and Tesoro) – Retail

Since the WEP will be implemented across the service area, the latitude and longitude for the SCV Water headquarters are used as a locator, which are 34° 26' 7.2492" N and 118° 31' 15.6432" W, respectively. The SCV Water service area is shown in **Figure 1**.

Figure 1. Project Location Map



Technical Project Description

SCV Water (including its legacy agencies) has a portfolio of water conservation and efficiency programs that have been benefiting the community for over two decades. SCV Water’s program portfolio focuses on promoting water conservation and water use efficiency through customer-centric approaches, which aim to reduce inefficient uses of water and associated



costs while improving the customers' utility of the water service.

The Water Efficiency Program consists of the elements detailed below and can be viewed at this website (<https://yourscvwater.com/save-water-money/residential/>):

- 1. Water Efficiency Works – Multifamily Apartment Program (MFAP):** This Program was launched in 2018 and has completed three phases to date. This Program proved to achieve measurable success with 2,832 apartment units upgraded for water efficiency measures, saving over 178 million gallons (546 AF) of water, verified through meter readings. This Program is designed in a comprehensive way to engage the multifamily apartment complex community and provide an array of options for water conservation to optimize the opportunities for participation. Public presentation and flyer information are included in Appendix E.

The need for the Program was identified through an assessment of residents' water consumption patterns by using the EPA's Portfolio Manager Water Score tool. The EPA score tool is designed for multifamily buildings and is generated by the ENERGY STAR® Portfolio Manager® and supported by WaterSense. The tool gives a score between 1 and 100 based on a year of metered utility bills, which rates how a building uses water compared to similar properties nationwide. A score of 75 or above is considered favorable.

SCV Water collected water use data and property data on approximately 90% (50 sites) of the multifamily complexes in the Santa Clarita Valley to generate a water score for each property. More than 80% of multifamily customers in the SCV service area scored far below the Water Score efficiency target score of 75. Of the remaining 41 multifamily apartment sites, Water Scores range from 2 to 88, for an average score of 39.8, with only 2 sites demonstrating scores in the top quartile. For the sites identified for grant support, the average Water Score is 22.3, with scores ranging from 2 to 62, and no scores in the top quartile. SCV Water used the Water Scores from the EPA tool and the overall volume of water use of each property to determine target properties and customers where the most water savings could be achieved.

A highly successful outreach campaign has engaged property owners, managers, landscape contractors and residents. SCV Water worked with a private community outreach consultant to survey property owners and managers for sites with high water use efficiency opportunities. Thirty-two (32) unique complexes were included in the survey with 21 successful responses. SCV Water also conducted interviews with multiple property owners to gauge interest in the Program and to understand customer needs, concerns, and motivations. Customers were mostly interested in check-ups, rebates and follow-up with SCV Water. Further, the survey noted participants' request for additional resources and information.

This Program conducted check-ups on 2,832 apartment units in eight complexes, installed 5,035 HE kitchen/bath aerators, 3,499 HE showerheads, 210 toilet flappers and rebates for 5,157 Ultra/Premium High Efficiency Toilets (U/PHET).



Based on these results, SCV Water and its partners, including multifamily complex management and landscape irrigation staff, plan to expand the Program to include all properties with low EPA water scores. **The extended Program is anticipated to benefit an additional 15 apartment complexes with ~2,600 dwelling units.** This part of the Program will have the following specific components:

- Surveys of all indoor water use efficiency appliances and associated flow/flush rates.
- Installation of ~7,600 high-efficiency kitchen and bathroom faucet aerators, showerheads and toilet flappers where needed.
- Pre-inspection of all toilets to determine rebate eligibility.
- Rebates for ~4,600 P/UHETs.
- Full irrigation inspection.
- Report identifying all water use efficiency measures implemented, UHET rebate values based on pre-inspection and additional measures and recommendations.
- Leave behind cards for tenants noting faucet and fixture improvements and additional water use efficiency tips and recommendations.
- Follow-up interviews to identify customer satisfaction of applicable water use efficiency products.
- Measurement and verification of savings.

- 2. Lawn Replacement Program (LRP):** The LRP is divided into two areas of focus to ensure proper outreach and to optimize the success rate. The first area is the Residential Lawn Replacement Rebate Program (RLRRP). The RLRRP rebates customers \$3.00 per square foot for living grass removal for areas between 100 and 2,500 square feet. The Program also has an Optional Native Plant Bonus of an additional \$0.50 per square foot. The LRP requires residential customers to install at least 50% plant coverage at maturity to qualify for the incentive. The maximum rebate for the 2,500 square feet is \$8,900.

The second area of focus is the Large Landscape & Commercial Lawn Replacement Rebate Program. This Program rebates customers \$3.00 per square foot for living grass removal for areas between 100 and 25,000 square feet. The Program also has an Optional Native Plant Bonus of an additional \$0.25 per square foot. Commercial designs must have at least 25% plant coverage at maturity within 2 years. The remaining project area must be permeable material (e.g., mulch, decomposed granite, rock). The maximum rebate for the 25,000 square feet is \$81,250. Public Flyers are included in Appendix F.

SCV Water's target participation in the LRP is 450,000 square feet per year, totaling 1,350,000 square feet being converted to less water consumptive landscaping by the end of the 3-year Program extension.

Both programs also include the following features to give the customers as many tools as possible for successful implementation.

- a. Design assistance of up to \$150 reimbursed to residential customers following completion of their projects.
- b. Gardening classes. SCV Water provides online and in person classes on topics including,

but not limited to, designing sustainable gardens, water efficient irrigation, food gardens, tree health and more. A full list of classes offered by SCV Water is available online at <https://yourscvwater.com/gardening-classes/>.

- c. Online WaterSMART workshop. The WaterSMART Workshop uses a blended instructional design approach to optimize retention and obtain an immediate measurable impact. Multimedia and step-by-step procedures teach and guide participants through improvements that immediately result in water use efficiency both inside buildings and outside with landscaping and irrigation (watersmartworkshop.com).
- d. [Santaclaritagardens.com](https://santaclaritagardens.com) is an online tool developed by SCV Water to provide examples of local sustainable gardens and plant pallet concepts.
- e. Top 100 SCV Friendly Plant Guide – the plant guide identifies 50 California and Santa Clarita Valley Native Plants and 50 commonly available California-Friendly low water using plants (<https://yourscvwater.com/wp-content/uploads/2022/07/Top-100-SCV-Friendly-Plant-Guide-WEB.pdf>).
- f. Lawn Replacement Program and High-Efficiency Landscape Irrigation online rebate estimator tool (<https://yourscvwater.dropletprograms.com/rebate/estimator>).
- g. Improved plant selection tool on SCV’s website.
- h. Gardening design templates with plant list.
- i. Example gardens and testimonials.
- j. Lists of LRP-trained landscape contractors, designers, and nurseries.
- k. Care sheet for customers with tips for maintenance of new landscaping.

SCV Water conducted extensive research in its decision to continue the LRP. SCV Water staff worked in tandem with an external consultant to conduct a thorough evaluation of the LRP. Components of this analysis included an external environmental scan of innovative and best-in-class programs from across the country (top seven evaluated), customer questionnaires, and a supply chain analysis through interviews with local nurseries and landscape contractors. The deliverable was a final report, complete with findings and recommendations as detailed in the SCV Water Board of Directors Meeting Packet from the October 5, 2021 meeting (Appendix G).

In addition, questionnaires were sent to three residential customer groups: former LRP participants, those that showed interest in the LRP but cancelled their application, and non-participants who had never shown interest in the LRP. SCV Water received over 1,700 responses from the three groups, and it was found that customers had four main needs and priorities: landscape quality, beauty or appearance was the highest priority. Landscape utility was also a main priority, with residents wanting a place for children and pets to play. The surveys also revealed some challenges, including limited access to resources. It was identified that customers need help with design and there is still some embedded thinking that low water use landscapes mean cactus and gravel. Customers were also concerned about high out of pocket project costs. From these questionnaires, it was found that 95% of customers were not aware of SCV Water’s Lawn Replacement Program, but 80% of customers said they were interested in the Program, and the majority of customers think that a low water use landscape can be beautiful. These results show that there is both interest and need for this Program, but costs and other support challenges are dampening



enthusiasm and preventing participation.

After identifying customers' needs for more help and support in their projects, a supply chain analysis was conducted to determine obstacles and opportunities to collaborate. Through contractor interviews, several challenges were identified, including cash flow challenges, few marketing opportunities, gaps in education & training, and that benefits to professional certification are limited. Through interviews with local nurseries, findings noted that plant availability, especially native plants, is an issue. Plants are not always labeled with their name or their native status and there is confusion regarding plant classification. Nurseries also shared sentiments regarding minimal industry partnership and collaboration opportunities.

Additionally, SCV Water conducted a Post-LRP Project Check-Ups to analyze the health and beauty of LRP project sites and to search for cascading effects on neighboring homes. The consultant surveyed and took pictures of 259 residential and 56 commercial LRP project sites. It was found that 100% of commercial projects were still in place, and that 68% expanded and increased the project area after participating in the Program. For residential customers, 98% of projects are still in place and 98% had healthy, thriving landscapes. Also, 92% had neighbors within eyesight that had low-water use designs. This may be indicative of a cascading effect towards water efficient landscapes becoming the "norm" in the SCV Water community outside the LRP.

SCV Water also assessed a random sampling of matched pairs and compared previous residential LRP participant's water use history to neighbors within the same neighborhood with similar lot sizes and characteristics. On average, customers who had participated in the LRP saved 35% compared to their matched pair neighbors. Staff also assessed a commercial LRP project site and compared pre-project water use to post-project water use and found an average water savings of 62%.

- 3. Irrigation Efficiency Program:** This Program is specifically targeted at irrigation infrastructure to enable upgrades to the most water efficient techniques and devices. The Program consists of the following:
- a. Drip irrigation rebate at **\$0.75 per square foot** for a maximum of 2,500 square feet.
 - b. WaterSense labeled smart irrigation controller rebates at **\$150.00** each. Up to 350 rebates will be available per year totaling 1,050 at the end of the 3-Year Program. WaterSense labeled products meet EPA's specifications for water efficiency and performance.
 - c. Overhead HE spray nozzles, if pressure regulation and a calibrated smart controller exist, rebate will be **\$6.00 per nozzle**. 7,500 annual rebates will be available for a total of 22,500 nozzles after the Program is fully implemented.
 - d. Pressure regulating bodies with check-valve. 10,000 per year (30,000 at end of 3-Year Program) available devices at **\$10.00 per body**.
 - e. Master pressure regulating devices. 150 regulators per year (450 regulators at end of 3-Year Program) or equivalent, annually at an estimated **\$160.00 per unit**.



- 4. Community Outreach.** SCV Water has a very robust community outreach plan in place that it will continue with the WEP. The elements of the plan include:
- a. Customer surveys.
 - b. Consultant working for SCV Water interviews apartment complex owners and managers.
 - c. Program fliers on SCV Water’s website.
 - d. SCV Water eNewsletter.
 - e. Social media posts.
 - f. Customer bill messages.
 - g. Program marketing materials given to residents, businesses and property owners/managers.
 - h. Community events.

Evaluation Criteria

D.1. Evaluation Criterion A — Quantifiable Water Savings (28 points)

Describe the amount of estimated water savings. For projects that conserve water, please state the estimated amount of water expected to be conserved (in acre-feet per year) as a direct result of this project.

SCV Water is continually assessing its existing infrastructure and exploring all aspects of technology as it applies to water efficiency improvements. Building partnerships with the community through education, face to face meetings, rebates and direct upgrade of water devices and fixtures is a very effective way to achieve long lasting results. The HE water use devices and lawn replacement that will be implemented by the WEP will result in **579.5 AFY** of savings.

Documentation of estimated water savings is described in detail in below sections.

Describe current losses Please explain where the water that will be conserved is currently going and how it is being used. Consider the following:

Explain where current losses are going (e.g., back to the stream, spilled at the end of the ditch, seeping into the ground)?

Excess water used as a result of inefficient indoor water fixtures and toilets increases wastewater flows into the sewer system and on to the local sanitation district, thereby increasing the need for wastewater treatment. The additional volumes of water wasted on turf irrigation or through inefficient irrigation devices generally seeps into the ground, ends up in the storm drain system or is lost to evaporation.

If known, please explain how current losses are being used. For example, are current losses returning to the system for use by others? Are current losses entering an impaired groundwater table becoming unsuitable for future use?

The water that is lost by seeping into the ground or lost to the storm drain system is not currently directly or immediately recoverable by SCV Water. Water being used for the current



inefficient indoor water appliances will be diverted to local wastewater treatment plants, where less than 3% of effluent is provided to existing recycled water systems.

Are there any known benefits associated with where the current losses are going? For example, is seepage water providing additional habitat for fish or animal species?

There are currently no known benefits associated with current losses of water. Although some of the wasted water may end up as recycled water, these water losses are reducing the amount of directly available potable water for the SCV Water service area.

Describe the support/documentation of estimated water savings. Please provide sufficient detail supporting how the estimate was determined, including all supporting calculations. Note: projects that do not provide sufficient supporting detail/calculations may not receive credit under this section. Please be sure to consider the questions associated with your project type (listed below) when determining the estimated water savings, along with the necessary support needed for a full review of your proposal. In addition, please note that the use of visual observations alone to calculate water savings, without additional documentation/data, are not sufficient to receive credit under this section. Further, the water savings must be the result of reducing or eliminating a current, ongoing loss, not the result of an expected future loss.

It is anticipated that water savings will occur from the three programs stated above which include the installation of more efficient indoor water appliances through the multifamily apartment program, turf replacement and efficient landscaping installation through the lawn replacement rebate program, and the installation of irrigation timers in the irrigation efficiency program. The water savings in these programs were calculated as follows:

Multifamily Apartment Program: This program has been administered by SCV Water since 2006. This program has replaced indoor applications within 2,832 multifamily units since 2006 and has conserved a total 178,000,000 gallons (546 AF). The basis for the water savings from expanding the program was determined using data presented by SCV Water in a presentation to the EPA for its WaterSense Program (Appendix H). SCV Water anticipates expanding the program to replace appliances in 2,600 units. SCV Water used the annual water savings from this program to project the future water savings from expanding the program as detailed in Tables 1 and 2 below.

Lawn Replacement Program: It is anticipated that a total of 1,350,000 sq ft of turf will be converted to low-water use landscaping between residential and commercial properties. The water savings associated with this calculation was determined by calculating the current water consumption of the turf areas to be removed and then deducting the water consumption after the lawns are converted to the blend of native landscaping and non-irrigated areas. The main inputs to these calculations is the area to be converted (1,350,000 sq ft), Crop Coefficient (Kc), Evapotranspiration Rate (ET), and Irrigation Efficiency Factor. The basis for these inputs are discussed in more detail below.



The basis for the Crop Coefficients (Kc) used for this calculation was obtained from a University of California publication titled "[California Turfgrass: It's Use, Water Requirement and Irrigation](#)". The Kc for turfgrass ranges anywhere from 0.55 to 1.04 (Page 6, Table 10 of the publication) depending on dry or cool conditions. Since SCV Water is in a more arid area of California, it is assumed the average annual Kc for turfgrass in SCV Water's service area is 0.8. Since the lawns will be replaced by a blend of native landscaping (whose Kc is estimated to be 0.3) and non-irrigated areas (Kc of 0), it was assumed the average Kc for the replaced area is 0.15 as indicated in the inputs table below.

The Evapotranspiration rate (ET) for the Santa Clarita area is determined by the State of California's [California Irrigation Management Information System](#) (CIMIS) which provides monthly irrigation data at various locations throughout California. Station 204 is located within SCV Water's service area and was used for the ET estimate. The average ET for 2020 and 2021 (67.53 and 67.38, respectively) was used in the below ET calculation.

The irrigation efficiency factor of 0.5 was used based on internal data used by SCV Water. According to this publication by James R. Gilley at the University of Nebraska, Lincoln, titled [Energy Reduction Through Improved Irrigation Practices](#) (excerpt is located in the middle of the page), irrigation efficiency varies from 30%-70%. SCV Water determined 50% (0.5) efficiency is applicable since most irrigation systems being replaced will be older technology (i.e. sprinkler) and inefficient.

Please refer to Table 1 below for a list of the water savings inputs and Table 2 below for the step-by-step calculations for the estimated water saved through the implementation of this Project.

Irrigation Efficiency Program: This Program is specifically targeted at irrigation infrastructure to enable upgrades to the most water efficient techniques and devices. The Program will include rebates for the installation of smart controllers, high efficiency nozzles, pressure regulating bodies, master pressure regulating bodies, and drip irrigation.

In order to determine the water savings for the installation of smart controllers SCV Water utilized the [Municipal Water District of Orange County's 2018 Water and Energy Efficiency Program Application for the Water Efficient Landscape Transformation Program](#) (shown on Table 6 of the MWDOC WEEG application). Please see the tables below for the inputs utilized for this water savings calculation.

The water savings for the HE nozzles and drip irrigation was determined by publications published by the California Urban Water Conservation Council titled and [Evaluation of Best Management Practices – Rotating Nozzles](#) and [Evaluation of Best Management Practices – Drip Irrigation](#). The table on page 14 of the Rotating Nozzles publication notes gallons saved per nozzle per day which is between 0.994-0.997 gpd depending on if the connection is commercial or residential. We then multiplied this number by 365 days to get gallons per year. Table 4 in the Drip Irrigation publication states Drip Irrigation is 80-95% efficient. We used 90% efficiency



for our assumption with 50% current irrigation efficiency meaning efficiency will increase by 40% once drip irrigation is installed. See Table 1 below for the calculations.

The water savings for the pressure regulating bodies and master pressure regulating bodies was estimated using the EPA's [WaterSense](#) website guide to irrigation appliances.

The Project water savings for the entire project is projected to be 579.5 AFY:

See **Table 1** for water saving calculations inputs, **Table 2** for the detailed calculations, and **Table 3** for the total water savings estimate.



Table 1. Water Savings Inputs

Inputs	Value	Unit	Calculation	Source
Multifamily Apartment Program (MFAP)				
Total MF Units Converted to Date	2,862	MFU		SCV Water Data (Presentation to EPA)
Water Savings per Year	81,809,163	gallons per year		SCV Water Data (Presentation to EPA)
Water Savings per Year per Unit	28,585	gallons per year per MFU	= 81,809,163 / 2,862	Calculation
MF Units Converted from Program Expansion	2,600	MFU		SCV Water Estimate Based on Water Meter Data
Landscape Conversion				
Turf To Be Removed	1,350,000	sq ft		SCV Water Estimate Based on Historic Participation
Residential Turf to Be Removed	825,000	sq ft		SCV Water Estimate Based on Historic Participation
Commercial Turf to Be Removed	525,000	sq ft		SCV Water Estimate Based on Historic Participation
Crop Coefficient (Kc) (Turf)	0.8	value		USGS Kc for Turfgrass (Average warm and cold
Crop Coefficient (Kc) (Groundcover/No Irrigation Blend)	0.15	value	= 0.3 (Groundcover Kc) * 0.5 area	USGS Kc for Groundcover
Evapotranspiration Rate (ET)	67.5	cubic inches		2020 & 2021 Data from CIMIS Station 204
Irrigation Efficiency Factor	0.5	value		Standard Irrigation Efficiency Factor
Conversion Factor	0.623	cubic inches per sq ft per gallon		Conversion Factor
Useful Life of Lawn Replacement	10	Years		SCV Water Estimate from Existing Program
Irrigation Improvements				
<u>Irrigation Timers</u>				
Total Timers Installed	1,050	timers/year		SCV Water Estimate from Existing Program
Residential Water Timers (%)	62%	% of timers		SCV Water Estimate from Meter Data
Residential Water Timers (#)	651	timers	62% x 651	
Savings per Residential Timer	36.9	gal per day		MWDOC 2018 WEEG App
Commercial Water Timers (%)	38%	% of timers		SCV Water Estimate from Meter Data
Commercial Water Timers (#)	399	timers	38% x 651	
Savings per Commercial Timer	16.0	gal per day		MWDOC 2018 WEEG App
<u>Pressure Regulating Bodies (PRB)</u>				
Pressure Regulating Bodies	30,000	PRBs		Historic Data from Current SCV Water Program
PRBs Installed per Account	20	PRBs		Assumes 20 MFUs per Account
Accounts Equipped with PRB	1,500	Account	30,000 / 20	
Water Savings per Account	5,600.00	gallons per account per year		EPA WaterSense Website
Useful Life of PRB	5	years		Historic Data from Current SCV Water Program
<u>Master Pressure Bodies (MPB)</u>				
Master Pressure Bodies	450	MPBs		Historic Data from Current SCV Water Program
Water Savings per MPB	5,600.00	gallons per year		EPA WaterSense Website
Useful Life of MPB	10	years		Historic Data from Current SCV Water Program
<u>Nozzles</u>				
Nozzles to be Installed	22,500			Historic Data from Current SCV Water Program
Water Savings per Nozzle	363.00	gallons per year	0.995 gpd x 365 days	CA Urban Water Conservation Council Publication
Useful Life of Nozzles	5	years		Historic Data from Current SCV Water Program
<u>Drip Irrigation</u>				
Area Converted to Drip Irrigation	600,000	sq ft		Historic Data from Current SCV Water Program
Savings per Area Converted to Drip	16.24	gallons per year	40% x 67.5 cu. In. (ET) x 0.623 (cu. In. / sq. ft. to gallons	CA Urban Water Conservation Council Publication
Useful Life of Drip Irrigation	10	years		Historic Data from Current SCV Water Program
Conversion Factors				
Gallons to AF	325,851	gal per AF		
GPD to AFY	0.00112014	AFY per gpd		



Table 2. Water Savings Calculations

Water Savings Calculations	Value	Unit	Calculation
Water Savings from Water Efficiency Works - Multifamily Apartment Program (MFAP)			
Previous MFU Participants	2,832	MFU	Input Table
Annual Savings from MFAP	81,809,163	gallons per year	Input Table
Water Savings per Year per MFU	28,887	gallons per year per MFU	= 81,809,163 / 2,862
Expected Participants from this Program	2,600	MFU	Input Table
Annual Water Savings from MFAP	75,107,282	gallons per year	= 2,600 x 28,887
Annual Water Savings from MFAP	230.50	AFY	= 86,662,249 / 325,851
Water Savings from Law Replacement Program (LRP)			
<u>Current Water Use</u>			
Area to be Converted	1,350,000	sq ft	Input Table
Crop Coefficient (Kc) for Turf Grass	0.8	Coefficient	Input Table
Evapotranspiration Rate	67.50	cubic inches	Input Table
Conversion Factor	0.623	Conversion Factor	Input Table
Irrigation Efficiency	0.5	Percentage of Water Applied Used by Plant	Input Table
Annual Water Use (Gallons)	90,833,400	gallons per year	(1,350,000 x 0.8 x 67.50 x 0.6) / 0.5
Annual Water Use (AF)	278.76	AFY	90,833,400 / 328,851
<u>Water Use After LRP</u>			
Area to be Converted	1,350,000	sq ft	Input Table
Crop Coefficient (Kc) (Groundcover/No Irrigation Blend)	0.15	Coefficient	Input Table
Evapotranspiration Rate	67.5	cubic inches	Input Table
Conversion Factor	0.623	Conversion Factor	Input Table
Irrigation Efficiency	0.5	Percentage of Water Applied Used by Plant	Input Table
Annual Water Use (Gallons)	17,031,263	gallons per year	(1,350,000 x 0.15 x 67.50 x 0.6) / 0.5
Annual Water Use (AF)	52.27	AFY	90,833,400 / 328,851
<u>Water Savings</u>			
Current Annual Water Use	278.76	AFY	See above
Water Use After LRP Implementation	52.27	AFY	See above
Annual Water Savings From LRP	226.49	AFY	= 278.76 - 52.27



Water Savings Calculations Cont.	Value	Unit	Calculation
Water Savings from Irrigation Improvements			
Water Savings from Installation of Smart Controllers			
<u>Residential Smart Controllers</u>			
Residential Controllers Installed	651	Controllers	Input Table
Savings per Controller	36.9	gpd per Controller	Input Table
Total Savings (gpd)	24,021.90	gpd	651 x 36.90
Total Savings from Residential Smart Controllers	26.91	AFY	= 24,021.9 / 892.742
<u>Commercial Smart Controllers</u>			
Commercial Controllers Installed	399	Controllers	Input Table
Savings per Controller	16.0	gpd per Controller	Input Table
Total Savings (gpd)	6,383.20	gpd	399 x 16.00
Total Savings from Commercial Smart Controllers	7.15	AFY	= 6,383.2 / 892.742
Water Savings from Pressure Reducing Bodies (PRB)			
Accounts with PRBs Installed	1,500	Accounts with PRBs	Input Table
Annual Water Savings per Account with PRBs Installed	5,600.0	gallons per year per Account	Input Table
Annual Water Savings from PRB (gallons)	8,400,000	gallons per year	1,500 x 5,600
Annual Water Savings from PRBs	25.78	AFY	8,400,000 / 325,851
Water Savings from Master Pressure Regulating Bodies (MPRB)			
MPRBs Installed	450	MPRBs	Input Table
Annual Water Savings per MPRB Installed	5,600.0	gallons per year per MPRB	Input Table
Annual Water Savings from MPRB (gallons)	2,520,000	gallons per year	450 x 5,600
Annual Water Savings from MPRBs	7.73	AFY	2,520,000 / 325,851
Water Savings from High Efficiency Nozzles			
HE Nozzles Installed	22,500	HE Nozzles	Input Table
Annual Water Savings per HE Nozzle Installed	363.0	gallons per HE Nozzle per Year	Input Table
Annual Water Savings from HE Nozzles (gallons)	8,167,500	gallons per year	22,500 x 363
Annual Water Savings from HE Nozzles	25.07	AFY	8,167,500 / 325,851
Water Savings from Drip Irrigation Conversion			
Irrigation Area with Drip Irrigation	600,000	sq ft	Input Table
Annual Water Savings per Unit of Area Converted to Drip	16.24	gallons per sq ft per year	Input Table
Annual Water Savings from Conversion to Drip Irrigation	9,744,000.00	gallons per year	600,000 x 16.24
Annual Water Savings from Drip Irrigation Conversion	29.90	AFY	9,744,000 / 325,851
Annual Water Savings from Irrigation Improvements	122.54	AFY	26.91 + 7.15 + 25.78 + 7.73 + 25.07 + 29.90
Total Annual Water Conserved From Project	579.5	AFY	230.5 + 226.49 + 122.54

[This page intentionally left blank.]



Table 3. Water Savings Summary

Summary	Annual Water Savings (AFY)	Unit	Useful Life (Years)	Lifetime Water Savings (AF)
Annual Water Savings from MFAP	230.50	AFY	5	1,152
Annual Water Savings From LRP	226.49	AFY	10	2,265
<i>Total Savings from Residential Smart Controllers</i>	26.91	AFY	10	269
<i>Total Savings from Commercial Smart Controllers</i>	7.15	AFY	10	72
<i>Annual Water Savings from PRBs</i>	25.78	AFY	5	129
<i>Annual Water Savings from MPRBs</i>	7.73	AFY	10	77
<i>Annual Water Savings from HE Nozzles</i>	25.07	AFY	5	125
<i>Annual Water Savings from Drip Irrigation Conversion</i>	29.90	AFY	10	299
Annual Water Savings from Irrigation Improvements	122.54	AFY	Varies	971
Total Water Savings	579.53	AFY		4,389

Turf Removal:

How have average annual water savings estimates been determined? Please provide all relevant calculations, assumptions, and supporting data

Please see discussion and **Table 1-3** above, which provide the annual water saving calculations, assumptions, and supporting documents.

What is the total surface area of turf to be removed and what is the estimated average annual turf consumptive use rate per unit area?

The Program plans to remove approximately **450,000 square feet of turf per year** for a total of **1,350,000 square feet** for the three-year project duration. Based on the sources stated above (CIMIS), the current annual average turf water use is an average of 67.28 gallons per square foot or a total of 278.74 AFY.

Was historical water consumption data evaluated to estimate average annual turf consumptive use per unit area? If so, did the evaluation include a weather adjustment component?

Yes, please see question above. The EPA Water Budget Tool was used to calculate an annual average consumptive use.

Will site audits be performed before applicants are accepted into the program?

Pre-inspections will be performed before the project is approved for each individual project. In addition, post-inspections will be performed upon completion of each project.

How will actual water savings be verified upon completion of the project?

Actual water savings will be verified upon project completion by comparing monthly water bills for the customers benefiting from this grant to their historical consumptions records to verify water savings. Verification of water savings will also be provided through the following performance measures:



Performance Measure No. 1: Quantifiable Water Savings

A Final Project Implementation Report will be submitted to Reclamation to verify post-program benefits. The post-program benefit objective for Performance Measure No. 1. is **230.5 AFY** of potable water saved annually through replacement of turf landscaping and a total of 579.5 AFY for the entire WEP.

Performance Measure No. 2: Improved Water Management

The Final Project Implementation Report will contain a section entitled Improved Water Management. A portion of the Program journal will be dedicated to documenting general management improvements.

Smart Irrigation Controllers, Controllers with Rain Sensor Shutoff, Drip Irrigation, and High-Efficiency Nozzles:

How have average annual water savings estimates been determined? Please provide all relevant calculations, assumptions, and supporting data.

Please see discussion and **Table 1-3** above, which provide the annual water saving calculations, assumptions, and supporting documents.

Was historical water consumption data evaluated to estimate the percent reduction in water demand per unit area of irrigated landscape? If so, did the evaluation include a weather adjustment component?

As mentioned before, the application utilized the [MWDOC 2018 WEEG Application](#) to estimate the water savings associated with implementing residential and commercial landscape irrigation smart controllers. The [CUPCC publication](#) was used to determine the water saved with drip irrigation and HE nozzles. The [EPA's WaterSense](#) website was used for determining the conserved water by implementing pressure regulating bodies and master pressure regulating bodies.

What types (manufacturer and model) of devices will be installed and what quantity of each?

Below is a description of the types and quantities of devices will be rebated. There is not a specific restriction on manufacturer of the devices as long as they follow the Program's guidelines for water efficiency. SCV Water provides customers with the resources they need to select the correct devices, as well as a list of contractors familiar with irrigation efficiency work.

1. WaterSense Labeled Smart Controllers: 1,050 controllers, or equivalent, annually up to \$150.00 each.
2. HE Sprinkler Nozzles: 22,500 at ~\$6.00 per nozzle.
3. Pressure Regulating Bodies with Check-Valve: 30,000 at \$10.00 per body.
4. Master Pressure Regulating Devices: 450 regulators, or equivalent, annually at an estimated \$160.00 per unit.
5. Drip Irrigation: 600,000 square feet annually at \$0.75 per square foot.



Will the devices be installed through a rebate or direct-install program?

The irrigation efficiency devices will be installed through customer rebates.

Will site audits be performed before and after installation?

Yes. Pre-inspections will be performed to inventory existing devices for each individual project. In addition, post-inspections and/or evaluations will be performed upon completion of each project.

How will actual water savings be verified upon completion of the project?

Actual water savings will be verified upon project completion by comparing to historical water records for customers participating in the rebate Program to their monthly consumption following installation of more efficient irrigation devices. Verification of water savings will be further provided through the following performance measures:

Performance Measure No. 1: Quantifiable Water Savings

A Final Project Implementation Report will be submitted to Reclamation to verify post-program benefits. The post-program benefit objective for Performance Measure No. 1. is **122.54 AFY** of potable water saved annually through implementation of smart timers and a total of 579.5 AFY for the entire WEP.

Performance Measure No. 2: Improved Water Management

The Final Project Implementation Report will contain a section entitled Improved Water Management. A portion of the Program journal will be dedicated to documenting general management improvements.

High-Efficiency Indoor Appliances and Fixtures:

How have average annual water savings estimates been determined? Please provide all relevant calculations, assumptions, and supporting data.

Please see discussion and **Tables 1-3** above, which provide the annual water saving calculations, assumptions, and supporting documents.

What types (clothes washers, shower heads, etc.) of appliances and fixtures will be installed and what quantity of each?

Below is a description of the types and quantities of the indoor fixtures that will be rebated and installed. Quantities used are the same as what has been implemented in the last 3 years. Toilets are rebated and other fixtures are installed by SCV Water.

1. 5,400 P/UHET Toilets at 1.0 gallons per flush (GPF).
2. 3,000 Kitchen aerators at 1.8 to 2.0 gallons per minute (GPM).
3. 3,300 Bathroom aerators at 1.0 GPM.
4. 3,300 Showerheads at 1.5 - 1.75 GPM.



Have studies been conducted to verify the existence of non-efficient appliances and fixtures? Provide published water savings rates for each of these devices and reference the source for each of the device savings rates.

Above mentioned, SCV Water assessed 90% of apartment complex buildings in its service area using the EPA’s Portfolio Manager Water Score tool. The assessment assigned water efficiency scores to the buildings to determine where savings are needed in priority order. In addition, individual apartment units are inspected upon customer participation to specifically find inefficient fixtures.

Table 4. Indoor Appliance Rebate Program Water Savings

Phase	Site	Survey Month	Toilet Installation Month	Units	K. Aerators	B. Aerators	Showerheads	Leave-Behind Cards	Toilets Replaced with UHETs	Zones Inspected	Verified Gallons Saved*	Estimated Gallons Saved/Year**
I	A	19-Feb	20-Jun	256	133	253	247	233	358	39	19,274,116	6,950,416
I	B	19-Mar	20-May	328	145	441	398	287	584	49	30,894,964	10,889,571
I	C	19-Apr	20-Jun	255	142	287	332	226	489	152	38,788,822	13,219,472
I	D	19-Nov	20-Feb	776	196	1,007	871	652	1,468	160	44,479,169	21,712,944
II	E***	20-Feb	-	568	430	888	753	475	-	200	7,745,592	3,872,796
II	F***	20-Mar	-	465	268	602	661	402	-	129	18,849,984	9,834,774
II	G	21-Jan	21-Jan	-	-	-	-	-	2,258	-	17,532,939	11,956,630
III	H	21-Dec	-	214	144	99	237	178	-	116	562,093	3,372,559
TOTALS				2,862	1,458	3,577	3,499	2,453	5,157	845	178,127,680	81,809,163
* Verified Gallons Saved So Far includes estimated water saved after the checkups and after the UHET installations using actual water use as of June 2021.												
** Estimated Gallons Saved per Year was calculated from average monthly water savings estimates multiplied by 12 months.												
*** Water use increased due to people being at home more due to COVID-19 "Safe at Home" orders. Estimated Gallons Saved per Year was calculated from Verified Gallons Saved.												
All Fixtures Installed are WaterSense certified products.												

Will the devices be installed through rebate or direct-install programs?

HE toilets will be installed through rebate incentives and the other fixtures will be installed by SCV Water.

How will actual water savings be verified upon completion of the project?

Actual water savings will be verified upon project completion by comparing to historical water records through the following performance measures:

Performance Measure No. 1: Quantifiable Water Savings

A Final Project Implementation Report will be submitted to Reclamation to verify post-program benefits. The post-program benefit objective for Performance Measure No. 1. is **230.50 AFY** of potable water saved annually through implementation of indoor appliances and a total of 579.5 for the entire WEP.

Performance Measure No. 2: Improved Water Management

The Final Project Implementation Report will contain a section entitled Improved Water Management. A portion of the Program journal will be dedicated to documenting general management improvements.



D.2. Evaluation Criterion B—Renewable Energy (20 points)

E.1.2.2. Subcriterion No. B.2: Increasing Energy Efficiency in Water Management

Describe any energy efficiencies that are expected to result from implementation of the water conservation or water efficiency project (e.g., reduced pumping).

By implementing the WEP, SCV Water will conserve energy through reduced electrical usage in the water conveyance system. Conserving water that is otherwise wasted through inefficient water fixtures and irrigation devices and high water use lawns results in substantial reduction in energy and greenhouse gas (GHG) emissions required for treatment and delivery of potable water.

SCV Water’s energy to deliver water to its customers is composed of two elements. The largest is the energy used to deliver its imported supplies through the State Water Project. In 2020, this required over 111,238,902 kWh. The second component is energy used in its service to pump groundwater, treat and distribute supplies. Based on SCV Water averaged the monthly kWh used in all of its facilities which equates to a total system usage of ~56,946,952 kWh/year. Dividing the total system power usage by the total system flow provides an average of 2,524 kWh per AF of water supplied. The annual energy savings for SCV Water system energy usage as a result of the WEP would therefore be:

$$579.5 \text{ AFY} \times 2,524 \text{ kWh/AF} = 1,462,864 \text{ kWh/year}$$



Table 5. Energy Conservation Inputs

Source	Quantity of Water Supply (AF)	Percentage of Total Supply	SWP Pumping Plant Energy to Import Supply to SCV Water (KWh/AF)	Imported Supply Energy (KWh)	Energy Usage in SCV Water Service Area	Total SCV Energy (KWh)
Groundwater (1)	17,332	26%				
Recycled Water (1)	468	1%				
Imported						
SWP (2)	14,871	22%	2580	38,367,180		
Banked/Exchanged SWP (3)	22,957	34%	2146	49,265,722		
Other Imported (3)	11,000	17%	2146	23,606,000		
Totals	66,628	100%		111,238,902	56,946,492	168,185,394
Notes						
(1) Energy included in total (56,946,492 KWh)						
(2) Energy required to deliver water from the Sacramento San Joaquin Delta to Castaic Lake (Per DWR)						
(3) Energy required to deliver water from the San Joaquin Valley Banking, Exchange and Transfer water to Castaic Lake (Per DWR)						

Table 6. Energy Savings Calculation

Summary	Quantity	Unit	Source
Total Energy Consumed	168,185,394	kWh	Energy Conservation Inputs
Total Water Supplied	66,628	AFY	SCV Water Data
Average Energy Consumed per AF Supplied	2,524.24	kWh / AFY	168,185,394 / 66,628
Water Conserved	579.53	AFY	Water Conservation Table
Unit Energy Conserved	2,524.24	kWh / AFY	See Calculation Above
Annual Energy Conserved	1,462,863.83	kWh per year	579.53 x 2,524.24



If quantifiable energy savings is expected to result from the project, please provide sufficient details and supporting calculations. If quantifying energy savings, please state the estimated amount in kilowatt hours per year.

Please see answer to question above.

How will the energy efficiency improvement combat/offset the impacts of climate change, including an expected reduction in greenhouse gas emissions?

Energy savings will be achieved from reduced water deliveries due to reduced water use by customers. SCV Water's water delivery system is still largely dependent on fossil fuels as its source of energy. SCV Water estimates that approximately 2,524 kWh are consumed per AF delivered which means any reduction in water delivered will equate to direct reduction in fossil fuel consumption and GHG emissions.

GHGs are the major human-influenced drivers of climate change. These gases warm the Earth's surface by trapping heat in the atmosphere. According to SCV Water's energy provider, [Southern California Edison](#) (SoCal Edison), for every 1 MWh consumed, 0.23 MT of CO₂ are emitted. Energy provided by the Department of Water Resources for the pumping of imported supplies are believed to be on par with those provided by SCE. This translates to a of 336.46 MT of CO₂ reduced carbon emissions each year (1,463 MWh x 0.23 MT CO₂) as a result of the Project's implementation.

If the project will result in reduced pumping, please describe the current pumping requirements and the types of pumps (e.g., size) currently being used. How would the proposed project impact the current pumping requirements and energy usage?

The Project will reduce pumping by SCV Water. Energy provided by DWR for pumping of Imported supplies are believed to be on par with those provided by SCE. SCV Water's water supply portfolio is comprised of local groundwater (26% of water supplied in 2020), recycled water (1% of water supplied in 2020), imported water from the State Water Project (SWP) (22% of water supplied in 2020) and Banked/Exchanged SWP Programs (34% of water supplied in 2020), and other imported sources (17% of water supplied in 2020) all of which require some form of pumping. As mentioned in the previous section, the average kWh needed to provide one AF of water is estimated to be 2,524 kWh to the SCV Water customers.

The water savings achieved by implementing the WEP will result in reduced need for pumping groundwater, resulting in less wear and tear and extended life of the current pumps. While waste reduction is a good business practice, it also helps in reduction of energy for production and installation.

Please indicate whether your energy savings estimate originates from the point of diversion, or whether the estimate is based upon an alternate site of origin.

The estimated energy savings from reduced water deliveries (realized from conserved water due to leak detection and reduced water use) and conserved water from the SWP.

Does the calculation include any energy required to treat the water, if applicable?



Yes, as mentioned above, this includes the energy needed to extract, treat, and deliver potable water to all SCV Water customers. The upside of the water conservation includes reduced deliveries from the SWP as detailed in the sections above.

Will the project result in reduced vehicle miles driven, in turn reducing greenhouse gas emissions? Please provide supporting details and calculations.

The WEP does not result in reduced vehicle miles driven.

Describe any renewable energy components that will result in minimal energy savings/production (e.g., installing small-scale solar as part of a SCADA system).

Not Applicable.

D.3. Evaluation Criterion C—Sustainability Benefits (20 points)

Does the project seek to improve ecological resiliency to climate change?

SCV Water relies on a water supply portfolio comprised of local groundwater resources (26% of total water supplied in 2020), recycled water (1%), imported water from the SWP (22%), banked/exchange SWP programs (34%), and remaining other imported supplies (17% of total water supplied in 2020). The 579.5 AFY water savings from the Project will allow the same amount to remain in SCV Water’s water sources that ecosystems also rely upon.

For example, in times of drought, where there are limited imported surface supplies, SCV Water relies more heavily on local groundwater resources to meet demands. All water savings from the WEP will reduce the impact to local groundwater dependent ecosystems by keeping more water in the ground and reducing occurrences of low water levels which can stress these ecosystems.

The extreme impacts of climate change on water availability have become clear in recent years. All scientific research, as well as actual current drought patterns, indicate the frequency, severity and duration of droughts are increasing. SWP water originates in the Sierra-Nevada Mountains in Northern California. The most recent drought ended in 2017 and was followed closely by the current drought, which began in 2020. Snowfall, which is the primary source of SWP water, has been at historical low levels. Therefore, reliability on water from the SWP is decreasing.

The decrease in SWP delivery reliability in dry years to SCV Water coincides with increased state efforts to maintain ecologically sensitive habitats in the Sacramento – San Joaquin Delta (the Delta). The Delta provides an ecosystem to a number of endangered fish species that require higher volumes of water to survive.

Implementation of the WEP will result in water conservation that is much needed for sustainability of our local and regional environment.

Will water remain in the system for longer periods of time? If so, provide details on current/future durations and any expected resulting benefits (e.g., maintaining water



temperatures or water levels).

Yes, the Project will conserve 579.5 AFY of water supplies allowing it to remain in the SCV Water's water resource portfolio. Imported water and/or groundwater production will be reduced by the same amount annually to allow water to remain in the system for when it is needed most.

A December 2016 study from The Ecological Society of America stated that declining streamflow and the accompanying rising stream temperatures have immediately threatened the provision of drinking water, hydropower generation and **health of ecosystems** that rely on water.

The conserved water will remain in the local groundwater basins, allowing a more sustainable local supply to be managed during drought events. It will also help offset the need for additional imported surface water diversions, which will keep more water supplies in local ecosystems supporting that natural habitat.

Will the project benefit species (e.g., federally threatened or endangered, a federally recognized candidate species, a state listed species, or a species of particular recreational, or economic importance)? Please describe the relationship of the species to the water supply, and whether the species is adversely affected by a Reclamation project or is subject to a recovery plan or conservation plan under the Endangered Species Act (ESA).

In 2020, SCV Water received 22% of its water supply from SWP. The primary water source for the SWP is the Feather River, a tributary of the Sacramento River. Storage released from Oroville Dam on the Feather River flows down natural river channels to the Delta. While some SWP supplies are pumped from the northern Delta into the North Bay Aqueduct, the vast majority of SWP supplies are pumped from the southern Delta into the 444-mile-long California Aqueduct.

In extremely dry conditions, SCV Water has had to purchase water from water agencies north of the Delta. The existing water meter system, which is aging and outdated, results in water losses. The conserved water as a result of the WEP will be used to offset additional SCV Water transfers from northern California. This conserved water will essentially remain at its source, which is the Delta and its northern tributaries. The Delta is the largest wetland ecosystem on the Pacific Coast of the United States and provides habitat to highly diverse plant and animal life.

The impact to the environment due to recent drought conditions has been tremendous. According to the Pacific Institute, many of the State's environmental flows went unmet during the drought period, affecting aquatic ecosystems and decreasing protections for endangered species. The recent drought has caused losses or destruction of fish and wildlife habitat, loss of wetlands, more wildfires and lower water levels in reservoirs, lakes, and ponds. Dry creeks and rivers led 18 fish species to diminish to near extinction.



Water conservation projects such as the WEP reduce the pressure on water supplies and allow the resources such as the Delta to benefit for survival and recovery of endangered species. Many of the endangered species need higher volumes of water and lower temperatures to survive. Any incremental increase in the water volume helps sustain necessary conditions for endangered species. Some of the endangered species in the Delta include the Delta Smelt, Chinook Salmon and Sacramento Splittail.

Please describe any other ecosystem benefits as a direct result of the project.

Implementation of the WEP will make an additional 579.5 AFY of water available. This in turn gives SCV Water operational flexibility in managing its other sources of water such as SWP water and improves local groundwater management. The WEP will conserve crucial water resources and any amount of conservation of water will ultimately benefit flora and fauna that need this water to survive. In addition, the reduction of irrigation runoff will reduce fertilizer pollution in the Santa Clara River. This will ultimately benefit the ecosystem within and that rely upon the Santa Clara River.

Will the project directly result in more efficient management of the water supply? For example, will the project provide greater flexibility to water managers, resulting in a more efficient use of water supplies?

Yes, the primary objective of the WEP is to increase water use efficiency and improve water management by reducing water waste resulting from inefficient water fixtures and irrigation devices and high water use lawns. The WEP will result in 579.5 AFY of water savings, which will enable SCV Water to better manage its water resources. Over the lifetime of the Project (see Table 3 for useful lives of various components), it is estimated that 4,389 AFY will be conserved. This will provide SCV Water and other SWP water users with increased operational flexibility, particularly in times of drought.

Addressing a specific water and/or energy sustainability concern(s). Will the project address a specific sustainability concern? Please address the following:

Explain and provide detail of the specific issue(s) in the area that is impacting water sustainability, such as shortages due to drought and/or climate change, increased demand, or reduced deliveries.

SCV Water demands are met by utilizing three sources: local groundwater from the Santa Clara River Valley East Sub-basin, recycled water, and imported supplies comprised of banking/exchanged SWP water, other imported water and the increasingly scarce imported water from the SWP, which accounted for approximately 22% of SCV Water's total water supply in 2020. Please see **Table 7** for SCV Water's 2020 water portfolio.



Table 7. SCV Water’s Water Supply Portfolio 2020

Source	Quantity (AF)	Percentage of Total Supply
Groundwater	17,332	26%
Recycled Water	468	1%
Imported Water		
SWP	14,871	22%
Banked/Exchanged SWP	22,957	34%
Other Imported	11,000	17%
TOTAL	66,628	100%

Due to ongoing droughts, SCV Water’s annual SWP allocation has become increasingly scarce. Every year, the California Department of Water Resources coordinates with the Bureau of Reclamation (operator of the Central Valley Project (CVP)) to determine operations for SWP and CVP water recipients. SWP allocations fluctuate anywhere from 100% to 0% of the contracted SWP amount dependent on water levels of storage reservoirs, environmental needs of the state water system including the Delta, and anticipated snowmelt runoff totals. In recent years, SWP contractors have received allocations as low as **5% of their annual entitlement**.

Southern California has experienced more regular significant droughts in the last 15 years. Dry years result in substantial reduction of surface water supplies, which in turn has forced drastic and sudden measures to conserve water. According to droughts.gov, the tool used by the US Drought Monitor since 2000, California has experienced predominant drought conditions since 2000. The current drought starting in 2020 and is ongoing.

In recent years, the extreme impacts of climate change on snow and rainfall in California have become evident considering droughts are more frequent in incidence and longer in duration. According to the U.S. Drought Monitor, Los Angeles County is experiencing Category D3 – Extreme Drought and Category D2 – Severe Drought Status. Figure 2 is the current map from the U.S. Drought Monitor.

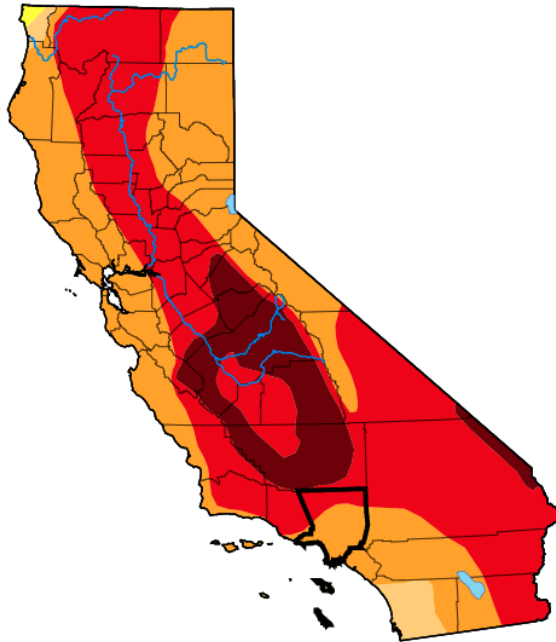
The last severe drought to affect the State occurred recently between 2012-2017 with 2013-2014 having extraordinarily dry conditions. The current drought began in January 2020 with a low precipitation rainy season and worsened over the past couple of years to the current most severe designations. This is only a few years after the 2012-2017 drought that gripped California, with 2013-2014 being one of the driest years on record in the state.

A study posted on the Drought.gov website, sponsored by the National Oceanic and Atmospheric Administration (NOAA) Climate Program Office and National Aeronautics and Space Administration (NASA), states that a “dry future is likely unavoidable for the Southwest”. The study puts the likelihood of 21-year mega drought events at a roughly 50% chance through 2100. Substantial research on climate change points to a dryer and hotter Western U.S. Therefore, water sustainability projects like this one are critical.

Figure 2. U.S Drought Monitor Map

Los Angeles County, CA

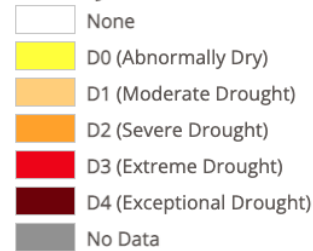
[Home](#) > Los Angeles County, CA



Map released: Thurs. July 21, 2022

Data valid: July 19, 2022 at 8 a.m. EDT

Intensity



Authors

United States and Puerto Rico Author(s):
Brian Fuchs, National Drought Mitigation Center

Pacific Islands and Virgin Islands Author(s):
Ahira Sanchez-Lugo, NOAA/NCEI

The Drought Monitor focuses on broad-scale conditions. Local conditions may vary. See accompanying text summary for forecast statements.

Explain and provide detail of the specific issue(s) in the area that is impacting energy sustainability, such as reliance on fossil fuels, pollution, or interruptions in service.

The same climatic conditions that have caused the on-going drought conditions in the SCV Water service area and all of California have also led to increased frequency of wildfires due to the drying of vegetation. Due to severe property damages caused by wildfires, energy providers, such as Southern California Edison, have been implementing public safety power shutoffs (PSPS) within its service areas during extremely dry and windy events. These shutoffs occur within SCV Water's service area and can affect SCV Water's ability to supply water during PSPS events.

Please describe how the project will directly address the concern(s) stated above. For example, if experiencing shortages due to drought or climate change, how will the project directly address and confront the shortages?

The WEP will conserve approximately 579.5 AFY, which directly addresses the water shortages that the entire United States West is currently experiencing. Water conservation is imperative to a sustainable water future for this region of the country as all evidence points to droughts becoming the norm as a result of climate change. Every water agency has a responsibility to implement water conservation programs and upgrade its systems so that the incremental water savings will cumulatively result in water consumption that is manageable and sustainable



within the existing water resources.

Please address where any conserved water as a result of the project will go and how it will be used, including whether the conserved water will be used to offset groundwater pumping, used to reduce diversions, used to address shortages that impact diversions or reduce deliveries, made available for transfer, left in the river system, or used to meet another intended use.

As described above, SCV Water obtains most of its potable water supply from imported water from the SWP (including banked/exchanged SWP sources) and from local groundwater. SCV Water is fully dependent on limited water supplies, but at the same time facing steady population growth and a changing climate. Climate change, as highlighted in all of California's water management plans, brings serious uncertainties to the reliability of the water resource for the state's residents, agriculture, businesses and industry. The effects of climate change have been demonstrated in California over the past two decades with more severe and more frequent droughts, as well as intense wildfires. Therefore, SCV Water recognizes that conservation measures are crucial. The WEP will also contribute to the state water management objectives as a whole as detailed in the statewide initiative known as the [Water Resilience Portfolio](#) issued in 2020 (discussed in further detail below).

Water savings realized by implementation of the WEP will offset the purchase of additional expensive imported transfer water from north of Delta contractors. The WEP will directly benefit SCV Water as an agency and all its customers with multiple benefits. The reduced water consumption realized through the WEP propagates into multiple benefits as summarized below.

1. The WEP will produce an estimated amount of water savings of **579.5 AFY** achieved through efficient water fixtures and irrigation devices and the removal of high water use lawns.
2. The water saved as a result of the WEP reduces the need for SCV Water to purchase additional transfer or imported water.
3. The reduced amount of imported water transfers from north of Delta contractors results in environmental benefits to the species that rely on this water north of the Delta.

Provide a description of the mechanism that will be used, if necessary, to put the conserved water to the intended use.

No mechanism is required to put the conserved water to the intended use. The conserved water is the result of reduced water use by SCV Water's customers. Therefore, it originates and stays within the existing water system.

Indicate the quantity of conserved water that will be used for the intended purpose(s).

The Project is estimated to save **579.5 AFY** (4,389 AF during the lifetime of the Project (AFL)) of water. The conserved water will be used to offset the need to purchase additional costly imported water. No mechanism is necessary.

Other project benefits. Please provide a detailed explanation of the project benefits and their



*significance. These benefits may include, but are not limited to, the following:
Combating the Climate Crisis: E.O. 14008: Tackling the Climate Crisis at Home and Abroad, focuses on increasing resilience to climate change and supporting climate resilient development.
Please provide specific details and examples on how the project will address the impacts of climate change and help combat the climate crisis.*

The climate crisis is unfolding in many ways and the impacts are felt all around the world. For example, all time high temperature records were broken in 188 countries so far this year (2022). GHG emissions is one of the main drivers of climate change. Water scarcity caused by persistent droughts is one of the main effects of climate change. The WEP will address the impacts of the climate crisis on both of those fronts. The water savings from the WEP, realized through efficient customer water consumption, is a component of direct mitigation to the water shortages brought on by droughts. Through conserving 579.5 AFY of water resources, SCV Water will have more operational flexibility during times of drought, which will allow SCV Water to better respond when water supplies dwindle. Additionally, the water savings will allow SCV Water to reduce local groundwater pumping or purchases of additional transfer water from north of the Delta, which will thereby increase the flexibility for all SWP contractors during times of drought.

The WEP will also achieve energy savings by reducing the amount of water delivered. The energy savings as a result of the WEP is expected to be 1,462,864 kWh of electricity per year, thereby reducing the GHG emissions by 336.5 MT of CO₂ per year. As noted above, GHG reduction is considered the single most effective approach to climate change.

Does this proposed project strengthen water supply sustainability to increase resilience to climate change?

SCV Water's water supply resiliency has been affected by prolonged droughts and the subsequent variability in its annual SWP allocations. Considering one of SCV Water's primary water supplies is provided through the SWP and the increasing variability in annual SWP allocations, SCV Water has been emphasizing water conservation to ensure every drop of its water resources is being used efficiently. The WEP will allow SCV Water to mitigate for the reduced reliability and lessen its reliance of on SWP as a direct source of water.

As mentioned before, the WEP will result in 579.5 AFY of water savings and 1,462,864 kWh of energy savings. The conserved water will enable SCV Water to reduce production from local groundwater aquifers and the need for additional imported water purchases in dry years, thereby providing water supply sustainability and operational flexibility for SCV Water and all SWP contractors.

Will the proposed project establish and utilize a renewable energy source?

No, the WEP will not establish nor rely upon a renewable energy source.

Will the project result in lower greenhouse gas emissions?

Yes, the WEP will reduce energy consumption by 1,462,864 kWh per year by reducing SCV Water's energy required to deliver water to its customers. This will result in 336.46 MT of CO₂



per year.

Disadvantaged or Underserved Communities: E.O. 14008 and E.O. 13985 support environmental and economic justice by investing in underserved and disadvantaged communities and addressing the climate-related impacts to these communities, including impacts to public health, safety, and economic opportunities. Please describe how the project supports these Executive Orders, including:

Does the proposed project directly serve and/or benefit a disadvantaged or historically underserved community? Benefits can include, but are not limited to, public health and safety through water quality improvements, new water supplies, new renewable energy sources, or economic growth opportunities.

Yes, the Project will benefit the entire SCV Water service area which consists of disadvantaged communities (DACs) by providing quantifiable water savings of 579.5 AFY of potable water that would otherwise be lost from the system use and become unusable for potable purposes. These water savings realized through installation of more water efficient landscaping, indoor appliances, and irrigation devices. The water saved from reducing the consumption requirement for components that are used daily, support reliability of water supplies, which will minimize the need to increase water rates to account for the costs of water to supplement losses for all customers, including economically DACs, when drought-induced water supply shortages occur.

Water savings such as the ones provided by the project are critical as the region is currently experiencing drought conditions and water supply from the SWP is becoming progressively unpredictable. When the water is in short supply, the following public health and social concerns can occur:

- Impacts to sanitation and hygiene.
- Reduced water usage for the irrigation of landscaping can result in higher dust and related particles, which may exacerbate respiratory conditions such as asthma.
- Reduced fire suppression capabilities

Implementation of this Project will allow the service area, including DACs, to have access to substantial water for daily uses and for practices that will promote safe public health which is of great importance as the COVID-19 pandemic continues.

Furthermore, the Project will provide an approximate, 1,462,863.83 kWh (depending on amount of SWP deliveries reduced) of energy savings by reducing the amount of water that will need to be imported and pumped due to water conservation savings. The Project will also provide energy savings by reducing the amount of water that is diverted to local wastewater treatment plants to be treated and then used for non-potable uses.

The Project will make SCV Water's service area, including DACs, climate change resilient through quantifiable water and energy savings.

If the proposed project is providing benefits to a disadvantaged community, provide sufficient

information to demonstrate that the community meets the disadvantaged community definition in Section 1015 of the Cooperative Watershed Act, which is defined as a community with an annual median household income that is less than 100 percent of the statewide annual median household income for the State, or the applicable state criteria for determining disadvantaged status.

Based on the Census American Community Survey (ACS) 2016-2020, the statewide Median Household Income (MHI) for California was \$78,672. To be deemed as a disadvantaged community, the MHI of the community must be less than or equal to 80% of the State MHI; \$62,938 in 2020 dollars. Within the five census tracts SCV Water serves, approximately 8% of the water service area are below the 80% MHI threshold, which classifies these communities as disadvantaged. The MHI for the two communities in 2020 dollars can be seen in **Table 8**.

Figure 3. Map of Disadvantaged Communities in SCV Water Territory

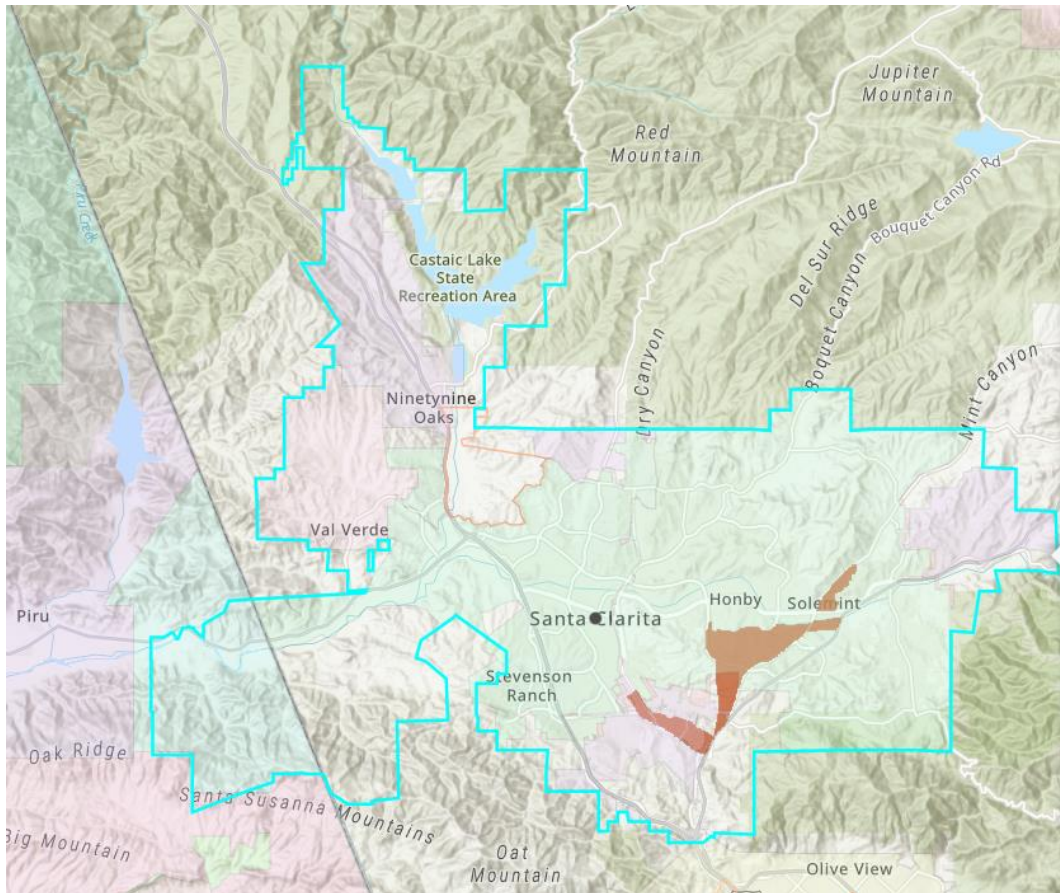




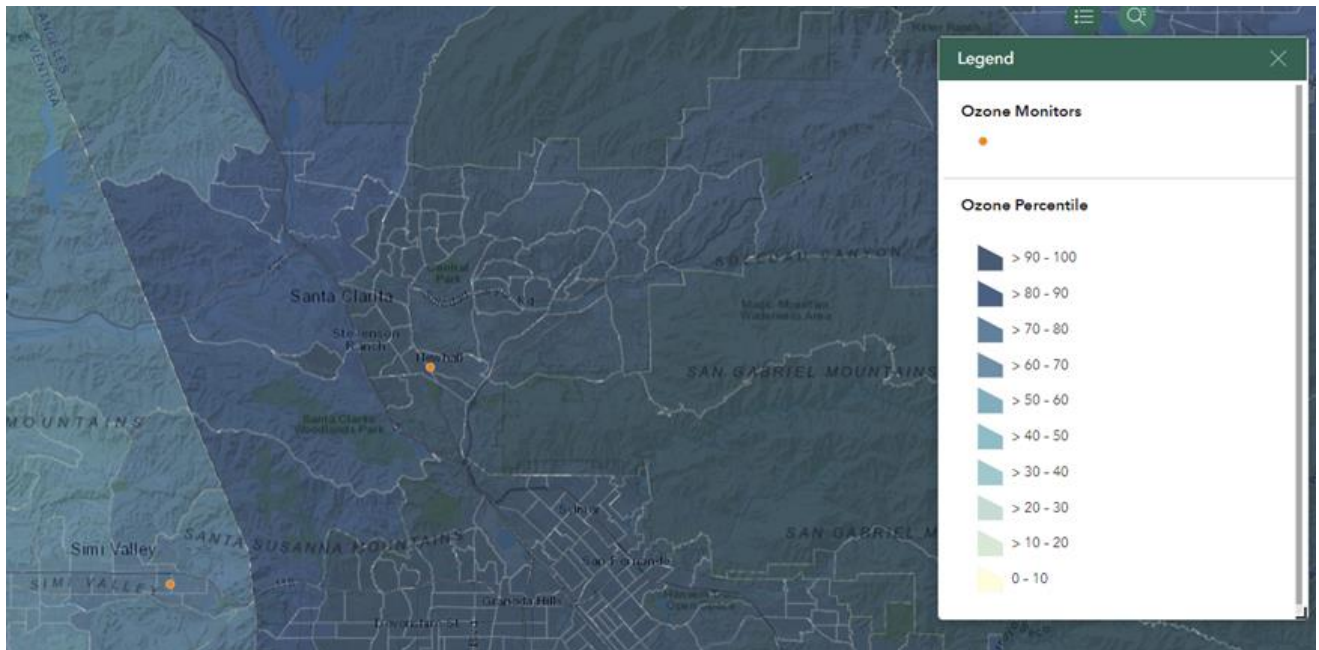
Table 8. MHI Determination

Census Tract	MHI	Population
6037920031	\$58,617	4,741
6037920341	\$48,721	3,299
6037920342	\$59,861	3,040
6037920343	\$50,000	3,972
6037920047	\$55,959	6,755
6037920038	\$50,000	1,658
	Total DAC Population	23,465

If the proposed project is providing benefits to an underserved community, provide sufficient information to demonstrate that the community meets the underserved definition in E.O. 13985, which includes populations sharing a particular characteristic, as well as geographic communities, that have been systematically denied a full opportunity to participate in aspects of economic, social, and civic life.

Not only are these census tracts financially disadvantaged, but they suffer from disproportionate environmental stressors which are demonstrated through the California Office of Environmental Health Hazard Assessment’s online mapping tool; CalEnviroScreen 4.0. This mapping tool can be used to analyze various economic, social, and environmental factors for any disadvantaged census tract, including atmospheric ozone concentrations. Ozone is produced from emissions from trucks, cars, planes, trains, factories, farms, construction and dry cleaners. These emissions react with sunlight at ground level and can cause irritation and inflammation to the lungs and make existing illnesses worse, even at low levels of exposure. Children, the elderly, and people who spend the majority of their time outdoors are specifically sensitive to the effects of ozone. Ozone concentrations are directly proportional to temperature. According to CalEnviroScreen 4.0 the entire SCV Water service area is in the 80-97th percentile meaning that this area suffers from ozone concentrations that are among the highest in California.

Figure 4. Map of Environmental Stressors



Tribal Benefits: The Department of the Interior is committed to strengthening tribal sovereignty and the fulfillment of Federal Tribal trust responsibilities. The President’s memorandum “Tribal Consultation and Strengthening Nation-to-Nation Relationships” asserts the importance of honoring the Federal government’s commitments to Tribal Nations. Please address the following, if applicable:

Does the proposed project directly serve and/or benefit a Tribe? Will the project increase water supply sustainability for an Indian Tribe? Will the project provide renewable energy for an Indian Tribe?

While the WEP does not directly benefit tribes, water savings that shift demand away from additional imported water transfer purchases in dry years from north of the Delta will make supplies more available to support the ecosystem, some of which are considered to be of significance to local tribes.

Does the proposed project directly support tribal resilience to climate change and drought impacts or provide other tribal benefits such as improved public health and safety through water quality improvements, new water supplies, or economic growth opportunities?

This is not applicable to the WEP.

Other Benefits: Will the project address water and/or energy sustainability in other ways not described above? For example:

Will the project assist States and water users in complying with interstate compacts?

This is not applicable to the WEP.

Will the project benefit multiple sectors and/or users (e.g., agriculture, municipal and industrial,



environmental, recreation, or others)?

SCV Water serves approximately 289,000 people that reside within its service area. The service area includes commercial, industrial, institutional, recreational and residential customers with approximately 73,600 connections. The WEP is a diverse program and is available to residential customers, apartment complexes and commercial, industrial and institutional establishments.

In addition, SCV Water's service area is home to popular recreation facilities such as Castaic Lake State Recreation Area, Placerita Canyon Nature Center, Rocky Mountain Recreation, and several parks that all depend on a healthy source of water for survival. The Six Flags Magic Mountain and Hurricane Harbor amusement parks receive over 10,000 visitors per day that provide economic sustainability for the area.

Also, water is supplied to various types of industries in the service area, including food and beverage, educational institutions and manufacturing industries. These industries rely on the water supply to operate and provide services, which helps maintain economic growth in the region. If drought reduces the water available, it could have a major economic impact due to the possible need to reduce production to match the reduction in water supply.

The water savings from WEP will provide multiple benefits to multiple users with its operational improvements and conservation of water resources.

Will the project benefit a larger initiative to address sustainability?

The WEP will benefit several larger initiatives to address water sustainability and reliability, including the following:

California Water Resilience Portfolio Initiative: California Governor Gavin Newsom issued Executive Order Number N-10-19, which is an initiative to develop resiliency to droughts and better manage the State's water resources. To implement the Governor's Executive Order, the state issued the California Water Resilience Portfolio in July 2020. The Portfolio establishes policies and objectives to prepare the state for a water sustainable future. Some of the objectives of the Portfolio are to increase water supply efficiency and better manager manage the State's water resources. The Project contributes to all three of these state objectives, thus furthering this larger initiative.

The Climate Action Plan - GHG Emissions Reduction Plan (Department of Water Resources 2020) DWR has established a mid-term GHG emission goal in its 2020 CAP update. This goal prioritizes the reduction of GHG emissions to at least 60% below the 1990 level by 2030. The Project contributes to this goal by reducing GHG emissions associated with the treatment and delivery of water.

DWR California Single-Family Water Use Efficiency Study cites conservation as the simplest, most cost-effective way to remedy, or at least postpone water resource management issues.

Water Shortage Contingency Plan (WSCP) (Appendix D) as part of the 2020 Urban Water



Management Plan (UWMP). This details various tiers of water conservation measures that depend on the severity of the current shortage.

Will the project help to prevent a water-related crisis or conflict? Is there frequently tension or litigation over water in the basin?

Water in California is a very scarce resource and allocating it to the various agencies has always been a complex and challenging task that gets more difficult during droughts. For example, some of the Northern California agencies filed a lawsuit against the State Water Resources Control Board over an emergency drought order issued in August 2021 to curtail water diversions. The WEP aims to conserve water resources through enhanced operational efficiency. Reducing water consumption will decrease SCV Water's reliance on additional imported water purchases north of Delta, especially during dry years, which is expected to reduce the potential for tensions and conflict with other SWP member agencies.

D.4. Evaluation Criterion D—Complementing On-Farm Irrigation Improvements (10 points)

The Project is not an on-farm irrigation improvement project. Therefore, this criterion is not applicable.

D.5. Evaluation Criterion E—Planning and Implementation (8 points)

D.5.1 Subcriterion D.1— Project Planning

Does the applicant have a Water Conservation Plan and/or System Optimization Review (SOR) in place? Does the project address an adaptation strategy identified in a completed WaterSMART Basin Study? Provide the following information regarding project planning:

Identify any district-wide, or system-wide, planning that provides support for the proposed project. This could include a Water Conservation Plan, SOR, Drought Contingency Plan or other planning efforts done to determine the priority of this project in relation to other potential projects.

SCV Water has carried out extensive planning efforts over the years to fully understand the SCV Water's existing assets, customer needs and how they use water, and future growth in order to develop the most efficient strategies and infrastructure planning to meet the water challenge. This is exemplified by the following plans that SCV Water maintains and uses for implementation of programs and projects:

- 2020 Urban Water Management Plan (**Appendix B**)
- [California Water Plan](#) & [Water Resilience Portfolio](#)
- Water Shortage Contingency Plan (WSCP) (**Appendix D**) found in the 2020 Urban Water Management Plan (UWMP)
- Santa Clarita Valley Water Use Efficiency Strategic Plan (WUE SP) (**Appendix C**)

As demonstrated in below section, this is a priority program for SCV Water.



Describe how the project conforms to and meets the goals of any applicable planning efforts and identify any aspect of the project that implements a feature of an existing water plan(s).

The 2020 UWMP is focused on water supply planning and takes into account the amplification of the effect of prolonged and more frequent droughts anticipated as a result of climate change.

The UWMP considered all factors affecting future water supply and demand including droughts, limitations on the SWP supplies, groundwater availability and conditions, land use, population, water conservation strategies and other factors. Together, these variables were used to plan a sustainable and environmentally responsible approach to providing an adequate water supply to the region through 2050.

The UWMP thoroughly addresses reliability planning, water demand management measures and water shortage contingency planning. SCV Water's conservation strategy has a mix of creative solutions to address water supply challenges and achieve SCV Water's and the State's ultimate goal of substantial reductions in water usage. More specifically, the **UWMP has an entire section (Section 8) dedicated to demand management measures, which discussed the various elements of the WEP in this grant application.**

If applicable, provide a detailed description of how a project is addressing an adaptation strategy specifically identified in a completed WaterSMART Basin Study or Water Management Options Pilot (e.g., a strategy to mitigate the impacts of water shortages resulting from climate change, drought, increased demands, or other causes)

For more information on Basin Studies, including a list of completed basin studies and reports, please visit: www.usbr.gov/WaterSMART/bsp.

SCV Water lies in the Santa Clara River East Subbasin, which is located just north of the Los Angeles Basin. The WEP will conserve 579.5 AFY of water, which is consistent with the adaptive strategies listed in the Los Angeles Basin Study conducted by the Bureau of Reclamation that identifies climate change impacts such as wildfire risks, reduced water supply and increased water demands as the issues facing the local and regional agencies. Although SCV Water does not lie in the Los Angeles Basin, many water purveyors in this region rely on SWP to meet demands and for groundwater recharge. The WEP water savings will allow SCV Water to reduce SWP reliance, which may make additional water resources available to the Los Angeles Basin to recharge its heavily relied upon and drought ridden aquifer.

D.5.2. Subcriterion D.2— Readiness to Proceed

Identify and provide a summary description of the major tasks necessary to complete the project. Note: please do not repeat the more detailed technical project description provided in Section D.2.2.4.; this section should focus on a summary of the major tasks to be accomplished as part of the project.

The various components of the WEP are already in place and SCV Water will start the public outreach immediately upon notice of award. Public Outreach includes rotation of WEP



Programs through social media and SCV Water eNewsletter on a regular basis, as well as digital and print ads appropriate to the season, and the WEP program is featured in monthly gardening classes. SCV Water works with several consultants to provide engagement support such as marketing, online customer portal development and maintenance, and program implementation including inspections, retrofits, and report creation. SCV Water staff resources are utilized to manage the programs, process rebates, and monitor performance.

Describe any permits that will be required, along with the process for obtaining such permits.

There are no permit requirements for the WEP.

Identify and describe any engineering or design work performed specifically in support of the proposed project.

Design is not needed for the WEP. As described above, SCV Water has completed all the research and survey for the WEP and prior implementations have provided lessons-learned to streamline various elements of the WEP.

Describe any new policies or administrative actions required to implement the project.

There are no new policies or administrative actions needed.

Please also include an estimated project schedule that shows the stages and duration of the proposed work, including major tasks, milestones, and dates. Milestones may include, but are not limited to, the following: complete environmental and cultural compliance; mobilization; begin construction/installation; construction/installation (50% complete); and construction/installation (100% complete)

Implementation of the WEP will take 36 months to complete as detailed in **Table 9** below.

Table 9. Project Schedule

Estimated Project Schedule			
No.	Task/Milestone	Start Date	Completion Date
1	Evaluation of available technology & products		Completed
2	CEQA/NEPA Environmental Documentation	Immediately upon Notice of Award estimated May 2023	June 2023
3	Public Outreach	June 2023	June 2026
4	Water Efficiency Works	July 2023	July 2026
5	LRP	July 2023	July 2026
6	Irrigation Efficiency Program	July 2023	July 2026
7	Community Outreach	July 2023	July 2026

D.6. Evaluation Criterion F—Collaboration (6 points)

Up to 6 points may be awarded for projects that promote and encourage collaboration among parties in a way that helps increase the sustainability of the water supply.



Please describe how the project promotes and encourages collaboration. Consider the following:

Is there widespread support for the project? Please provide specific details regarding any support and/or partners involved in the project. What is the extent of their involvement in the process?

The WEP has wide local and regional support which promotes and encourages local and regional collaboration to meet the goals set by the Governor's office in the published Water Resilience Portfolio-2020 and achieve California's overarching goal to increase the reliability of water supply and provide long-term solutions to the effects of climate change and population growth.

Water conservation through comprehensive community conservation programs such as the WEP generate widespread support among agencies as they see the benefits. SCV Water has actively promoted the use the EPA's water score tool to other water agencies in efforts to promote water conservation. SCV Water staff participates in the WaterSense/EPA Water Score User Group to advise on tool and process improvements and presented its case to the California Water Efficiency Partnership's Research & Evaluation Committee and at the Virtual WaterSense Innovations Conference.

SCV Water also received letters of support (**Appendix A**) for the WEP from:

- The Upper Santa Clara River (USCR) Integrated Regional Water Management (IRWM) Group
- City of Santa Clarita
- Santa Clarita Valley Groundwater Sustainability Agency
- Rep. Mike Garcia (to be sent directly to Bureau of Reclamation upon application submission).

What is the significance of the collaboration/support?

As noted above, SCV Water received an Excellence Award in 2020 from WaterSense. SCV Water have also been approached by several neighboring agencies inquiring about the successful implementation of WEP.

SCV Water staff participate in several local and regional collaboration meetings and will provide the results of these successful Programs with other participants.

Ultimately, the significance of the SCV Water's collaboration with and support from other agencies and inclusion in various water management programs reinforces the regional commitment to conserve and better manage valuable water resources for the future of California.

Santa Clarita Valley's climate typically exhibits hot, dry summers, when the daily temperature can easily exceed 100 degrees Fahrenheit and mild winters. Climate is a primary factor that influences water demand within the service area. With the water supplies being so scarce within the region, SCV Water and its partners have recognized the need to manage the water supply in the region as a complete unit to ensure there is ample water resources for all citizens



of the Valley now and in the future as the state faces the effects of climate change and population growth.

Will this project increase the possibility/likelihood of future water conservation improvements by other water users?

The successful results of the WEP has been very attractive to other agencies and SCV Water's staff have been approached for implementation advice already. SCV Water have also been presenting the WEP in various workshops.

The WEP will replace many indoor water fixtures and irrigation devices to current standard devices that meet water efficiency needs for our arid climate. It will also convert water intensive lawn to climate appropriate plants for our region. It is expected that other customers will hear about water savings from their family and friends and potentially consider and ultimately benefit from the WEP. In addition, lawn conversions are visible from the outside, which as demonstrated by SCV Water's post project LRP check-ups, 92% of Program participants had neighbors within eyesight that had low water use designs. This may be the beginning of a cascading effect towards water efficient landscapes becoming the norm in the SCV community outside the LRP.

Please attach any relevant supporting documents (e.g., letters of support or memorandum of understanding).

Please see **Appendix A** for letters of support for the Project.

D.7. Evaluation Criterion G— Additional Non-Federal Funding (4 points)

Up to 4 points may be awarded to proposals that provide non-Federal funding in excess of 50 percent of the project costs. State the percentage of non-Federal funding provided using the following calculation:

If awarded, SCV Water will provide \$5,242,900 in matching funds which is 72.4% of the WEP costs. Please see **Table 10** in the Project Budget section for details regarding the source of non-federal funds.

D.8. Evaluation Criterion H— Nexus to Reclamation (4 Points)

Up to 4 points may be awarded if the proposed project is connected to a Reclamation project or Reclamation activity. No points will be awarded for proposals without connection to a Reclamation project or Reclamation activity.

Describe the nexus between the proposed project and a Reclamation project or Reclamation activity. Please consider the following:

Does the applicant have a water service, repayment, or O&M contract with Reclamation?

SCV Water receives a substantial portion of its water from the SWP. The Project will conserve 579.5 AFY, which will allow SCV Water to mitigate for and reduce reliance on the SWP due to increasingly stringent regulatory and operating criteria in dry years. Most recently, SCV Water received only a 20% allocation of SWP in 2020 and a **5% allocation in 2021**. In particular, the



WEP will allow SCV Water to mitigate for dry-year reductions associated with the amended (in 2018) Coordinated Operations Agreement between the Bureau of Reclamation and the California Department of Water Resources for the CVP and the SWP.

If the applicant is not a Reclamation contractor, does the applicant receive Reclamation water through a Reclamation contractor or by any other contractual means?

Please see the response above.

Will the proposed work benefit a Reclamation project area or activity?

The WEP is not on Reclamation lands but the proposed water conservation will reduce the need for additional imported transfer water from north of Delta contractors, thereby assisting BOR and DWR in the management of the CVP and SWP.

Is the applicant a Tribe?

No, the Applicant is not a tribe.

Performance Measures

Actual water savings will be verified upon program completion by comparing to historical water records:

Performance Measure No. 1: Quantifiable Water Savings

A Final Project Implementation Report will be submitted to Reclamation to verify post-program benefits. The post-program benefit objective for Performance Measure No. 1. is **579.5 AFY** of potable water saved annually through implementation of the WEP.

Performance Measure No. 2: Improved Water Management

The Final Project Implementation Report will contain a section entitled Improved Water Management. A portion of the program journal will be dedicated to documenting general management improvements.



SECTION 2: PROJECT BUDGET

A. Standard Form 424 Budget Information

This document is included in the separate submission with all of the SCV Water’s completed Standard Form 424 copies.

B. Funding Plan and Letters of Commitment

This Project is a key project for SCV Water as its implementation will result in significant water and energy savings for the region. There has been substantial expenditure to date to for prior phases of the Project and SCV Water is eager and committed to start the extension of the conservation programs in the WEP.

As shown in the draft SCV Water Board Resolution, scheduled to be approved on August 16, 2022, SCV Water is committed to providing the remaining matching fund of \$5,242,900 towards project implementation necessary to complete this project immediately.

SCV Water will be providing the match funding with its own fiscal resources and no third-party funding will be required.

C. Budget Proposal

Table 10. Total Project Costs by Source

SOURCE	AMOUNT	PERCENTAGE
Costs to be reimbursed with the requested Federal funding	\$2,000,000	27.6%
Costs to be paid by the applicant	\$5,242,900	72.4%
Value of third-party contributions	\$0	0%
Totals	\$7,242,900	100%

Table 11. Summary of Non-Federal and Federal Funding Sources

FUNDING SOURCES	AMOUNT	%
Non-Federal Entities		
SCV Water	\$5,242,900	72.4%
Non-Federal Subtotal	\$5,242,900	72.4%
Other Federal Entities		
None	\$0	0%
Other Federal Subtotal	\$0	0%
REQUESTED RECLAMATION FUNDING	\$2,000,000	27.6%



Water Efficiency Program (WEP)
WaterSMART 2022 Water and Energy Efficiency Grants

Table 12. Project Budget

Budget Item	Computation		Quantity Type	Total Costs
	\$/Unit	Quantity		
Salaries and Wages				
N/A				
Fringe Benefits				
N/A				
Travel				
N/A				
Equipment				
N/A				
Supplies/Materials				
N/A				
Contractual				
Irrigation Improvements				
Technology				
Smart Controllers	\$ 150.00	1050	Unit	\$ 157,500
HE Nozzles	\$ 6.00	22,500	Unit	\$ 135,000
Pressure Regulating Bodies	\$ 10.00	30,000	Unit	\$ 300,000
Master Pressure Regulating Devices	\$ 160.00	450	Unit	\$ 72,000
Drip Irrigation	\$ 0.75	600,000	Unit	\$ 450,000
Lawn Replacement				
Residential	\$ 3	825,000	SF	\$ 2,475,000
Commerical	\$ 3	525,000	SF	\$ 1,575,000
Water Efficiency Works (MF Apartment Project)				
Check-ups	\$ 100	3,000	Unit	\$ 300,000
Device and Installs	\$ 60	8,940	Unit	\$ 536,400
Toilet Retrofits	\$ 230	5,400	Unit	\$ 1,242,000
Third-Party In-Kind Contributions				
N/A				
Other				
N/A				
TOTAL DIRECT COSTS				\$ 7,242,900
Indirect Costs				
Reclamation Environmental Review	TBD			
TOTAL ESTIMATED PROJECT COSTS				\$ 7,242,900

D. Budget Narrative

Salaries and Wages

Reimbursement of SCV Water staff time is not being requested from BOR and thus not included in this budget.

Fringe Benefits

Fringe benefits for SCV Water personnel are not being requested from BOR and thus not included in this budget.



Travel

Not Applicable.

Equipment

All equipment will be purchased by customers and rebated by SCV Water.

Materials and Supplies

The cost of material and supplies are covered under Contractual.

Contractual/Construction

The Project will require the purchase of equipment and rebates for appliance, irrigation device, and turf replacement as detailed in the equipment **on page 12** the Evaluation Criteria A section above. The equipment is also listed in the budget table above (Table 12). This will be purchased by the customers in which the customer will be rebated by SCV Water the specified dollar amount.

Check-ups of all indoor appliances will be performed by contractors which is still to be determined. SCV Water will select the contract on a competitive bid basis and will coordinate with BOR throughout the selection process as needed.

Third-Party In-Kind Contributions

Not Applicable.

Environmental and Regulatory Compliance Costs

The only indirect cost considered is the environmental review by Bureau of Reclamation which is to be determined. The Project is not expected to have any environmental impact since it will be performed on existing infrastructure. The turf replacement is expected to have minimal environmental impacts.

Other Expenses

No other costs are anticipated to fall into this section that are not covered elsewhere.

Indirect Costs

The only indirect cost considered is the environmental review by BOR which is to be determined.

Total Costs

The total cost of the project is **\$7,242,900**.



SECTION 3: ENVIRONMENTAL AND CULTURAL RESOURCES COMPLIANCE

Will the proposed project impact the surrounding environment (e.g., soil [dust], air, water [quality and quantity], animal habitat)? Please briefly describe all earth-disturbing work and any work that will affect the air, water, or animal habitat in the project area. Please also explain the impacts of such work on the surrounding environment and any steps that could be taken to minimize the impacts.

The Project involves the replacement of inefficient indoor appliances, irrigation devices, and turf. Although earth disturbance is required for turf removal, it is very minimal and requires excavating only 3-4 inches below the ground. Therefore, the Project is not anticipated to produce any significant or permanent impact on dust, air quality, or the surrounding animal habitat. The removal of the turf and implementation of outdoor devices will be carried out by the customers and reimbursed by SCV Water upon proof of implementation.

Are you aware of any species listed or proposed to be listed as a Federal threatened or endangered species, or designated critical habitat in the project area? If so, would they be affected by any activities associated with the proposed project?

There are no Federal threatened species, endangered species, or designated critical habitat that will be affected by Project activities.

Are there wetlands or other surface waters inside the project boundaries that potentially fall under CWA jurisdiction as “Waters of the United States?” If so, please describe and estimate any impacts the proposed project may have.

There are no wetlands or other surface waters inside the Project boundaries.

When was the water delivery system constructed?

The completion of the Earl Schmidt Filtration plant in 1980 CLWA (SCV Water’s predecessor) began transmission of SWP Water to the retail purveyors. SCV Water’s water delivery system undergoes routine maintenance based on SCV Water’s Capital Improvement Plan.

Will the proposed project result in any modification of or effects to, individual features of an irrigation system (e.g., headgates, canals, or flumes)? If so, state when those features were constructed and describe the nature and timing of any extensive alterations or modifications to those features completed previously.

The Project involves the replacement of inefficient water devices and turf at various residences and commercial buildings throughout the service area. Therefore, there will be no modifications to irrigation systems.

Are any buildings, structures, or features in the irrigation district listed or eligible for listing on the National Register of Historic Places? A cultural resources specialist at your local Reclamation office or the State Historic Preservation Office can assist in answering this question.



There are no buildings, structures, or features in the Project area that are listed or eligible for listing on the National Register of Historic Places that will be impacted by this project. The Project will occur at various residential and commercial properties throughout the service area. Therefore, no impacts to any buildings listed on the National Register of Historic Places will occur.

Are there any known archeological sites in the proposed project area?

There are no known archeological sites in the Project area.

Will the proposed project have a disproportionately high and adverse effect on low income or minority populations?

The Project will not have a negative or adverse effect on low income or minority populations. In fact, the Project will provide the service area, including DACs which make up ~8% of the population, with water savings of directly potable water resources. This will provide increased water reliability and quality even during times of intense drought.

Will the proposed project limit access to and ceremonial use of Indian sacred sites or result in other impacts on tribal lands?

According to the United States Environmental Protection Agency, [California Tribal Lands and Reservations Map](#), there are no Tribal lands within or near the Project sites. Therefore, no access to Tribal lands will be negatively impacted by the Project.

Will the proposed project contribute to the introduction, continued existence, or spread of noxious weeds or non-native invasive species known to occur in the area?

The Project will not contribute to the introduction, continued existence, or spread of noxious weeds or non-native invasive species. In fact, as part of the Turf Replacement Program, there is an incentive of \$0.25-\$0.50 per square foot for installing native landscaping.



SECTION 4: REQUIRED PERMITS OR APPROVALS

There are no permit requirements or other approvals needed for this project.

SECTION 5: OVERLAP OR DUPLICATION OF EFFORTS STATEMENT

SCV Water certifies that there is no overlap between the proposed project or any other active or anticipated proposals or projects in terms of activities, costs, or commitment of key personnel. SCV Water also certifies that this proposal does not duplicate any proposal or project that has been submitted for funding consideration to any other potential funding sources.

SECTION 6: CONFLICT OF INTEREST DISCLOSURE

No actual or potential conflicts of interest associated with the implementation of this Project have been identified prior or during the time of submission of this application.

SECTION 7: UNIFORM AUDIT REPORTING STATEMENT

SCV Water acknowledges the requirement for a Single Audit report and has/will continue to comply.

SECTION 8: LETTERS OF SUPPORT

See **Appendix A** for letters of support for the Project.



SECTION 9: OFFICIAL RESOLUTION

The below Resolution will be adopted by the SCV Water Board of Directors on August 17, 2022.

RESOLUTION NO.

A RESOLUTION OF THE BOARD OF DIRECTORS OF THE SANTA CLARITA VALLEY WATER AGENCY AUTHORIZING AN APPLICATION FOR GRANT FUNDING UNDER THE BUREAU OF RECLAMATION'S FY2023 WATERSMART WATER ENERGY EFFICIENCY GRANT PROGRAM FOR THE AGENCY'S WATER EFFICIENCY PROGRAM

WHEREAS, the Santa Clarita Valley Water Agency (Agency) provides potable water for the businesses and residents in its service area and offers customers a wide range of conservation and water use efficiency ; and

WHEREAS, the Agency, in alignment with the Santa Clarita Valley Water Use Efficiency Plan, has implemented water conservation programs including the Residential, Commercial, Industrial and Institutional Lawn Replacement Programs, incentives for Irrigation Efficiency Improvements, and its Multifamily Apartment Retrofit Program (for which the Agency received EPA WaterSense Excellence Awards in 2020 and 2021) (collectively, Water Efficiency Program); and

WHEREAS, savings achieved through the Agency's water conservation programs decrease its aggregate energy consumption and greenhouse gas emissions resulting from decreases in treatment, pumping, and distribution, and

WHEREAS, there is potential opportunity to increase participation in the Agency's Water Efficiency Program, promote conservation, reduce energy consumption and greenhouse gas emissions; and

WHEREAS, water conservation, whether achieved through water use efficiency improvements, landscape transformation, technological enhancements, and/or education is a cost-effective demand management best practice which improves local supply reliability and water affordability, and significant water saving opportunities remain; and

WHEREAS, The United States Department of the Interior offers financial assistance in the form of grant funding through its Bureau of Reclamation's WaterSMART (Sustain and Manage America's Resources for Tomorrow) Water Energy Efficiency Grant Program (WEEG) for this type of project. The WaterSMART WEEG program provides three levels of grant funding up to a maximum grant amount of \$5,000,000; and

WHEREAS, the Agency desires to fund part of the cost of the Water Efficiency Program with grant funding from the WaterSMART WEEG program at the \$2,000,000 funding level for projects to be completed within 3 years of grant award.



NOW, THEREFORE BE IT RESOLVED, the Board of Directors of the Santa Clarita Valley Water Agency hereby finds, determines, declares, and resolves as follows:

1. The Board hereby supports a grant application to the WaterSMART WEEG Program for the Water Efficiency Program.
2. The Board hereby authorizes and directs the General Manager, or his or her designee, to complete, review, sign and submit, for and on behalf of the Agency, a grant application to the Bureau of Reclamation's WaterSMART WEEG Program for the Water Efficiency Program up to the amount of \$2,000,000.
3. The General Manager, or his or her designee, is authorized and designated to provide the assurances, certifications, and commitments required for the grant application, including executing a financial assistance or similar agreement with the Bureau of Reclamation within established deadlines and any amendments or changes thereto.
4. The General Manager, or his or her designee, is authorized and designated to represent the Agency in carrying out the Agency's responsibilities under any grant future agreement, including certifying disbursement requests on behalf of the Agency and compliance with applicable state and federal laws.
5. If a grant award is made to the Agency by the Bureau of Reclamation, the Agency commits, pending Board compliance with the California Environmental Quality Act (CEQA) and the National Environmental Policy Act (NEPA) and approval of the Water Efficiency Program, to providing a minimum of 100% in matching funds (\$2,000,000) for the Water Efficiency Program, and up to the balance of funds needed to complete the Water Efficiency Program Project.
6. This Resolution shall take effect immediately.

[This page intentionally left blank.]



SECTION 10: PROOF OF SAM REGISTRATION

Find your New UEI (Unique Entity Identifier)
Quickly Renew a SAM Registration
View NAICS Codes

You can also use this tool to:

Find your CAGE Code
View Set-Aside Certifications
View PSC Codes

View Points of Contact
View SAM Expiration Date
View Business Address

REGISTRATION STATUS: ACTIVE

PAYMENTS FOR CONTRACTS & GRANTS WILL NOT BE AWARDED OR PROCESSED AFTER:

11-08-2022

Santa Clarita Valley Water Agency

Renew Registration Now

Cheryl Fowler

Legal Business Name: Santa Clarita Valley Water Agency

Legal Business Address: 27234 BOUQUET CANYON RD
SANTA CLARITA, undefined, USA, 91350-2173

Email: FOUO Only

Phone: FOUO Only

Fax: FOUO Only

Mailing Address: 27234 BOUQUET CANYON RD
SANTA CLARITA, CA, USA, 91350-2173

DUNS: undefined

UEI: NTYBCVJH99

CAGE: 7BF03

Status: Active

Purpose Of Registration: Federal Assistance Awards

SECTION 11: APPENDICES:

Appendix A: Letters of Support

Appendix B: SCV Water 2020 Urban Water Management Plan

Appendix C: Santa Clarita Valley Water Use Efficiency Strategic Plan

Appendix D: SCVWA Water Shortage Contingency Plan (WSCP)

Appendix E: SCVWA Multi-Family Apartment Program Information

Appendix F: SCVWA Residential and Commercial Turf Replacement Program Flyers

Appendix G: SCVWA Board Of Directors Meeting Packet October 5, 2021; Lawn Replacement Program Results

Appendix H: SCVWA Presentation To EPA WaterSense For Multifamily Apartment Project



APPENDIX A: LETTERS OF SUPPORT



City of
SANTA CLARITA

23920 Valencia Boulevard • Santa Clarita, California 91355-2196
Phone: (661) 259-2489 • FAX: (661) 259-8125
www.santa-clarita.com

July 21, 2022

Bureau of Reclamation Financial Assistance Operations
Attn: NOFO Team
P.O. Box 25007, MS 84-27815
Denver, CO 80225

Dear NOFO Team:

Subject: Letter of Support for the Santa Clarita Valley Water Agency's
Water Efficiency Program

The City of Santa Clarita (City) is writing to show our support for the Santa Clarita Valley Water Agency's (SCV Water) grant application for the Bureau of Reclamation's FY2023 WaterSmart Water Energy Efficiency Grant (WEEG) Program for their Water Efficiency Program (Project).

The City relies on SCV Water to provide clean, safe, and reliable drinking water for its 213,000 residents. The Project is directly in line with SCV Water's duty to provide clean, safe, and reliable drinking water and assuring a reliable water supply in times of drought.

California is experiencing recurring and sustained droughts, prompting ever increasing regulations on the use of water. The Project promotes reduction in water demand through the award-winning Multifamily Apartment Water Efficiency Program, consumer education, and rebates for lawn replacement, irrigation controllers and high-efficiency irrigation apparatus.

Through their application to participate in the FY2023 WaterSmart WEEG funding opportunity, SCV Water demonstrates their continued commitment to provide a sustainable and safe water supply by investing in robust conservation programs and the education of its customers.

The City is supportive of the Project, as it enhances local water supply and advances the common goal of providing clean, safe, and reliable water to the citizens of Santa Clarita.

On behalf of the City, please accept this letter of support for the Project and the continuing efforts of SCV Water.

Sincerely,

Mike Hennawy
Director of Public Works





Santa Clarita Valley
Groundwater Sustainability Agency



July 20, 2022

Bureau of Reclamation Financial Assistance Operations
Attn: NOFO Team
P.O. Box 25007, MS 84-27815
Denver, CO 80225

**RE: Letter of Support for the Santa Clarita Valley Water Agency's
Water Efficiency Program**

Dear NOFO Team:

As the Board President, I am writing on behalf of the Santa Clarita Valley Groundwater Sustainability Agency (SCV-GSA), in strong support of the Santa Clarita Valley Water Agency's grant application for the Bureau of Reclamation FY2023 WaterSMART Water Energy Efficiency Grant (WEEG) Program. SCV Water is seeking funding to support enhancement of its Water Efficiency Program which is comprised of conservation programs including an award-winning Multifamily Apartment Water Efficiency Program and Residential, Commercial, Institutional and Industrial Rebate Programs which offer customer rebates for lawn replacement, irrigation controllers, high-efficiency irrigation apparatus, etc.

As the Groundwater Sustainability Agency (GSA) for the Santa Clara River Valley East Groundwater Subbasin located in Los Angeles County, California, our goal is to ensure the continued sustainability of our local groundwater resources and to promote projects that support this goal.

California is experiencing recurring and sustained droughts, prompting ever increasing regulations on the use of water. SCV Water's Water Efficiency Program is a valuable tool in educating consumers and promoting reduction in water demand. Through their application to participate in the FY2023 WaterSmart WEEG funding opportunity, SCV Water demonstrates their continued commitment to provide a sustainable and safe water supply by investing in conservation programs and education of its customers.

On behalf of the Santa Clarita Valley Groundwater Sustainability Agency, please accept this letter of strong support for the Water Efficiency Program and the continuing efforts of the Santa Clarita Valley Water Agency.

Sincerely,

Maria Gutzeit, Board President
Santa Clarita Valley Groundwater Sustainability Agency

(661) 297-1600 | 27234 Bouquet Canyon Road, Santa Clarita, CA 91350 | SCVGSA.ORG



UPPER SANTA CLARA RIVER
Integrated Regional Water Management

Santa Clarita Valley Water Agency
City of Santa Clarita
Los Angeles County Flood Control District
Santa Clarita Valley Sanitation District
San Gabriel and Los Angeles Rivers and
Mountains Conservancy

July 22, 2022

Bureau of Reclamation Financial
Assistance Operations Attn:
NOFO Team
P.O. Box 25007, MS 84-27815
Denver, CO 80225

RE: Support for the Santa Clarita Valley Water Agency's Application to WaterSMART Water Energy Efficiency Grant Program for Fiscal Year 2023

Dear NOFO Team,

I am writing you to show our region's support of the Santa Clarita Valley Water Agency's (SCVWA) application to the WaterSMART Water Energy Efficiency Grant Program for Fiscal Year 2023.

The SCV Water grant application seeks funding to support enhancement of its Water Efficiency Program which is comprised of conservation programs including an award-winning Multifamily Apartment Water Efficiency Program, and Residential, Commercial, Institutional and Industrial Rebate Programs which offer customer rebates for lawn replacement, irrigation controllers, high-efficiency irrigation apparatus, etc.

The USCR Integrated Regional Water Management Plan (IRWM Plan) describes a number of specific project ideas to meet our watershed's core objectives, and specifically includes implementation of conservation efforts. SCV Water's Water Efficiency Program helps our region to meet its IRWM Plan objectives in several ways, such as improving water use efficiency and resource stewardship and promoting actions to reduce greenhouse gas emissions via improved efficiency of water use.

California is experiencing recurring and sustained droughts, prompting ever increasing regulations on the use of water. SCV Water's Water Efficiency Program is a valuable tool in educating consumers and promoting reduction in water demand. Through their application to participate in the FY2023 WaterSmart WEEG funding opportunity, SCV Water demonstrates their continued commitment to provide a sustainable and safe water supply by investing in conservation programs and education of its customers

We are fully supportive of SCV Water's Water Efficiency Program to assist with increasing energy and water use efficiency. We respectfully ask for your support of this application. Thank you for your time and consideration.

Sincerely,

Rick Viergutz, Chair
Upper Santa Clara River IRWM
cc: USCR IRWM RWMG



APPENDIX B: SCV WATER'S 2020 URBAN WATER MANAGEMENT PLAN

Please refer to [SCV Water's 2020 UWMP](#).



APPENDIX C: SANTA CLARITA VALLEY WATER USE EFFICIENCY STRATEGIC PLAN

Please refer to [SCV Water Use Efficiency Strategic Plan](#).



APPENDIX D: WATER SHORTAGE CONTINGENCY PLAN

Please refer to Appendix J of SCV Water's 2020 UMWP, which can be found in Appendix B of this application.



APPENDIX E: SCVWA MULTI-FAMILY APARTMENT PROGRAM INFORMATION

Please refer to SCVWA's [Multi-Family Apartment Program Information](#).



APPENDIX F: SCVWA RESIDENTIAL AND COMMERCIAL TURF REPLACEMENT PROGRAM FLYERS



Large Landscape & Commercial Lawn Replacement Rebate Program



**GET A REBATE
UP TO \$75,000***
SAVE WATER AND MONEY!

PROGRAM REQUIREMENTS

REBATE

\$3.00 per square foot for living grass removed
Optional Native Plant Bonus of an additional \$0.25 per square foot

PROJECT SIZE

Projects must be between 100 and 25,000 square feet of living grass to be removed, per meter, per year

DESIGN REQUIREMENTS

PLANT COVERAGE

- Commercial designs must have at least 25% plant coverage at maturity (within 2 years)
- You may be able to use existing trees for plant coverage
- Remaining project area must be permeable material (e.g., mulch, decomposed granite, rock)

PLANT TYPE

- A Native Plant Bonus is available for projects that use a majority native plants (12.5% of the total project area)
- Artificial turf may be used for commercial projects

IRRIGATION

New landscape should use drip or point irrigation, can be hand watered, or can use HE overhead spray nozzles if you have pressure regulation and a calibrated smart controller. Drip conversion, smart controller, and pressure regulation rebates are available.

For details, visit conserve.yourscvwater.com

* Application, pre-inspection before living grass is removed, and post-inspection required. Restrictions apply. Customers have 120 days to complete their project once the application is approved. Extensions are available. Email conservation@scvwa.org or call (661) 513-1206.

Pre-inspections are required **BEFORE** living grass is removed and post-inspections are required upon completion of your project.

Need plant help? Or design ideas?

We offer a Landscape Design Assistance Program (up to \$150 value) that can help get you started.



**Residential
Lawn Replacement
Rebate Program**



PROGRAM REQUIREMENTS

REBATES/INCENTIVES

\$3.00 per square foot for living grass removed
Optional Native Plant Bonus of an additional \$0.50 per square foot

PROJECT SIZE

Projects must be between 100 and 2,500 square feet of living grass to be removed
Customers can convert up to 5,000 sf per year, up to 20,000 sf total

LOCATION

Front yards, side yards, and backyards qualify

DESIGN REQUIREMENTS

PLANT COVERAGE

- Residential design must have at least 50% plant coverage at maturity (within 2 years)
- You may be able to use existing trees for plant coverage
- Remaining project area must be permeable material (e.g., mulch, decomposed granite, rock). Impermeable areas are not funded for residential projects.

PLANT TYPE

- A Native Plant Bonus is available for projects that use a majority native plants (25% of the total project area)
- Artificial turf is not funded for residential projects

IRRIGATION

New landscape should use drip or point irrigation, can be hand watered, or can use HE overhead spray nozzles if you have pressure regulation and a calibrated smart controller. Drip conversion, smart controller, and pressure regulation rebates are available.

For details, visit [conserve.yourscvwater.com](https://www.conserve.yourscvwater.com)

* Application, pre-inspection before living grass is removed, and post-inspection required. Restrictions apply. Customers have 120 days to complete their project once the application is approved. Extensions are available. Email conservation@scvwa.org or call (661) 513-1244.

**Pre-inspections
are required
BEFORE
living grass is removed
and
post-inspections
are required upon
completion of your
project.**

**Need plant help?
Or design ideas?**

We offer a Landscape Design Assistance Program (up to \$150 value) that can help get you started.





APPENDIX G: SCVWA BOARD OF DIRECTORS MEETING PACKET OCTOBER 5, 2021; LAWN REPLACEMENT PROGRAM RESULTS

Please refer to this [link](#). The LRP results start on page 23 of the document.



APPENDIX H: SCVWA PRESENTATION TO EPA WATERSENSE FOR MULTIFAMILY APARTMENT PROJECT

The presentation is attached in the Attachments section of this submission.



SCV
WATER



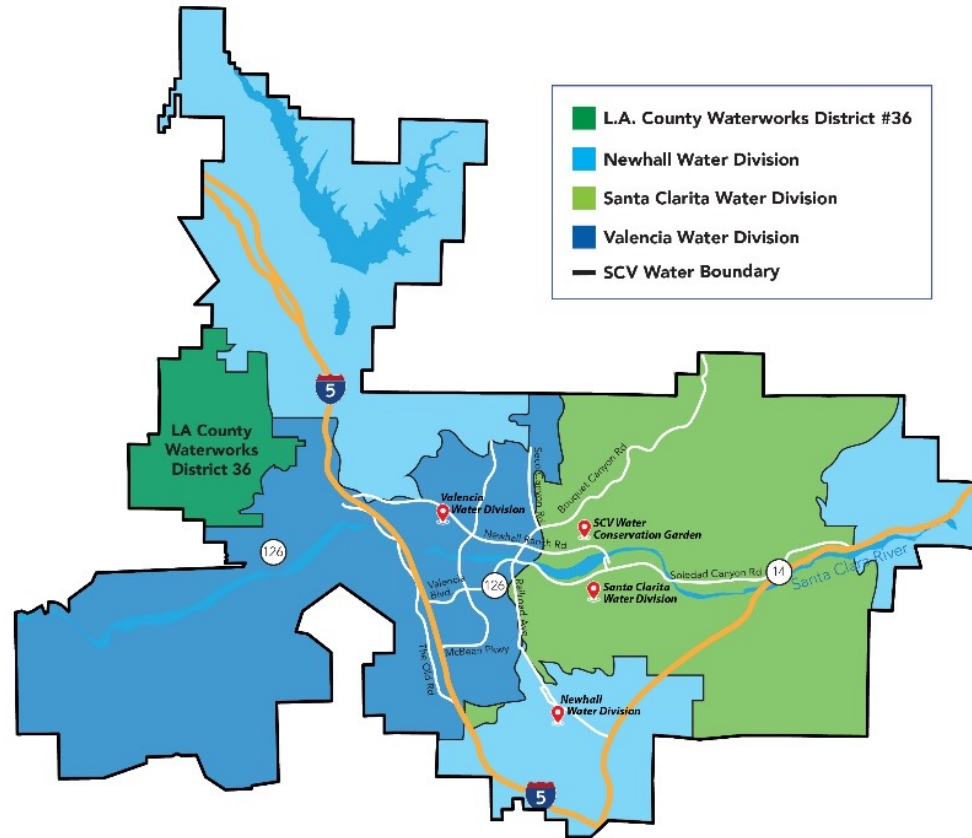
3/24/2022

2021 MF Apartment Project

Phases I, II, and III Updates



SCV Water – Who We Are



A full-service regional water agency located in the Santa Clarita Valley

- 195 square miles
- 74,000 retail customers
- 280,000 population served

Formed on January 1, 2018 by an act of the State Legislature (SB 634)

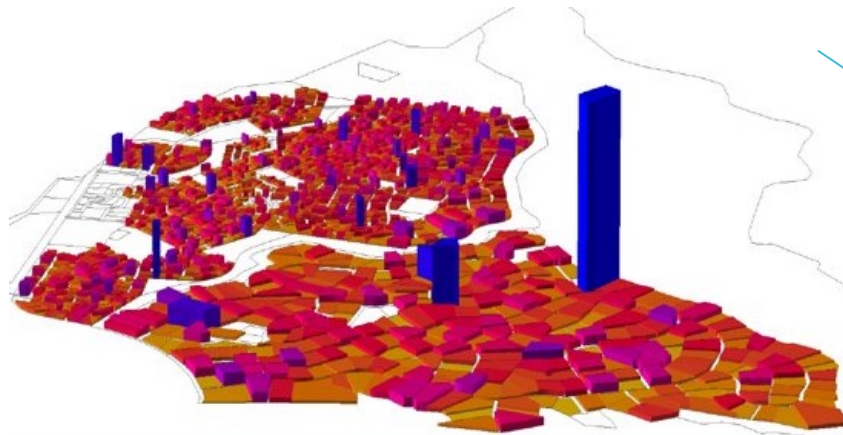

Multifamily Project Overview



Step 1 - Analysis



SCV Water's Water Efficiency Tools

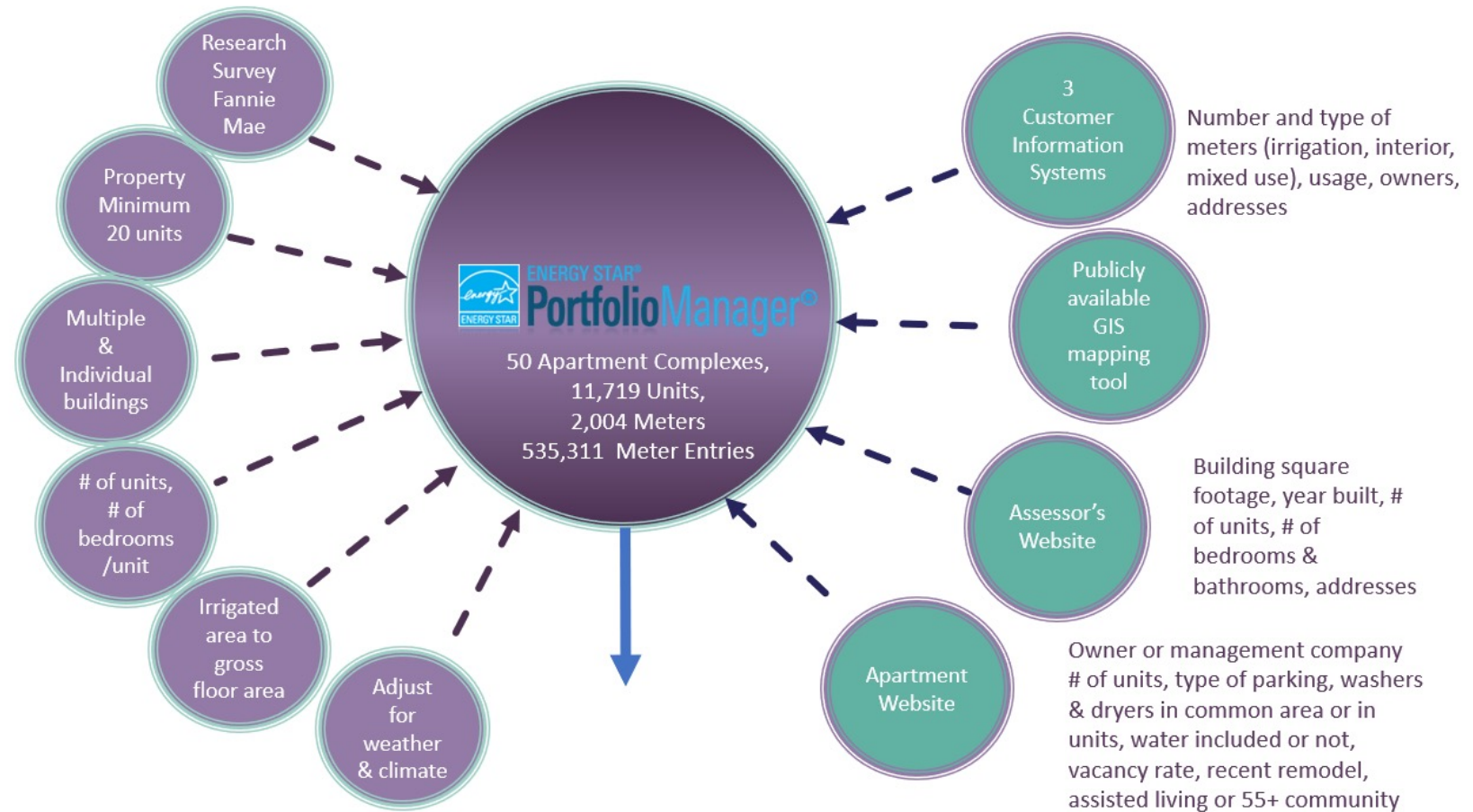


- Education
- Engagement
- Indoor WUE Programs
- Irrigation WUE Programs
- Multi-Family Aggregate?

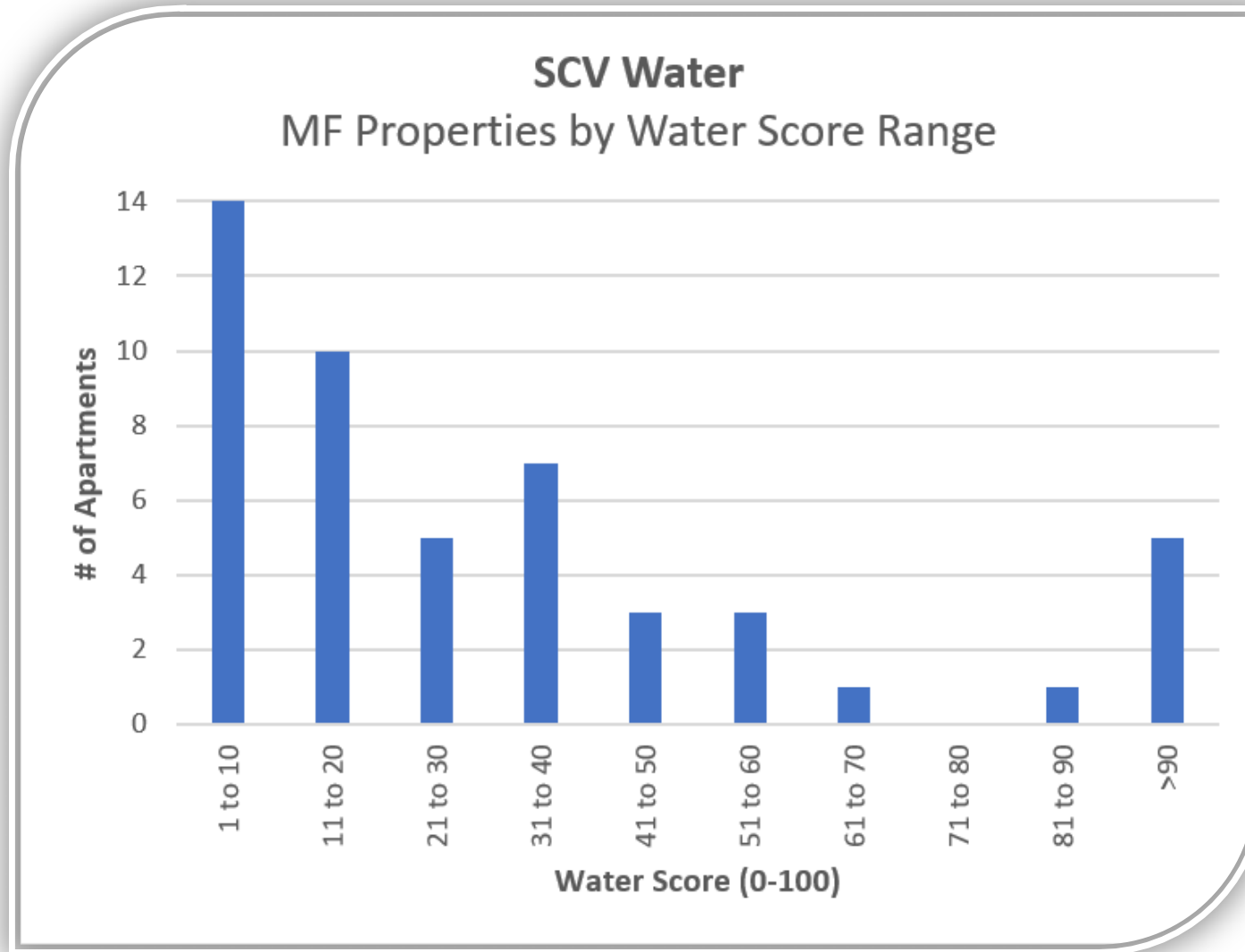
Energy Star Portfolio Manager Water Score for Multifamily Apartments Tool

Technical References
Portfolio Manager

SCVWA Data
& Sources

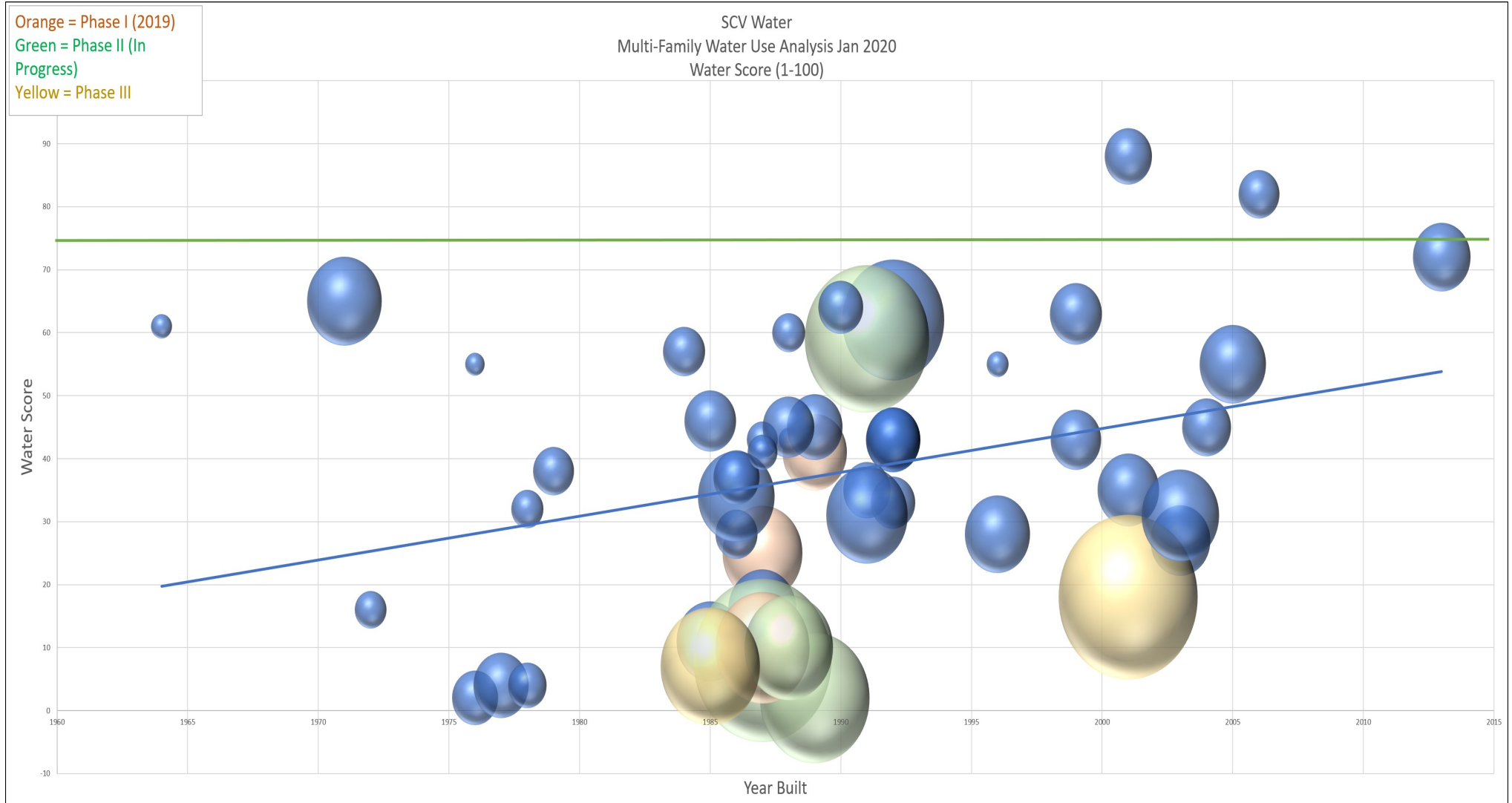


Multifamily Project Overview



- Initiated in 2018
- EPA Water Score Analysis
- ~90% MF Complexes Sampled
- Identified Sites with Low Water Scores (<75)

Multifamily Project Overview

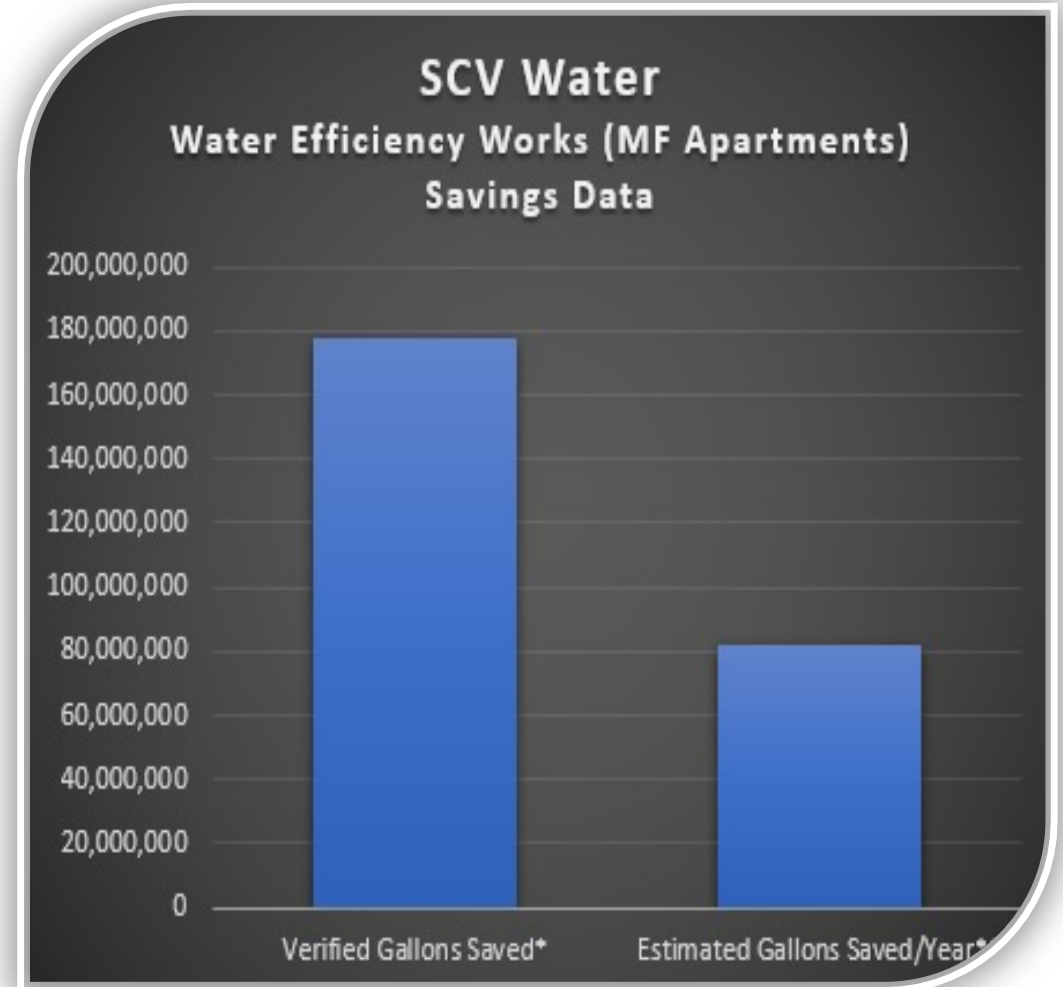


Step 2 - Engagement



Engagement

- Customer Outreach
 - Property Owners, Management, Staff
 - Surveys
- Assessment of Priorities & Opportunities
- Kickoff Meetings
- Current water savings estimate:
 - ~80 million gallons/year (based on the 1st 8 apts.)
 - ~178 millions gallons (Since Program Start)



Step 3 – Efficiency Measures



Phase I, II, and III Measures

All Fixtures Are WaterSense Certified:

- 2,862 Check-Ups
- 3,577 HE Showerheads
- 1,458 HE Kitchen Aerators
- 3,577 Bathroom Aerators
- ~210 Toilet Leak Repairs
- 845 Irrigation Zones Inspected
- 5,157 UHET Toilets Installed & Rebated

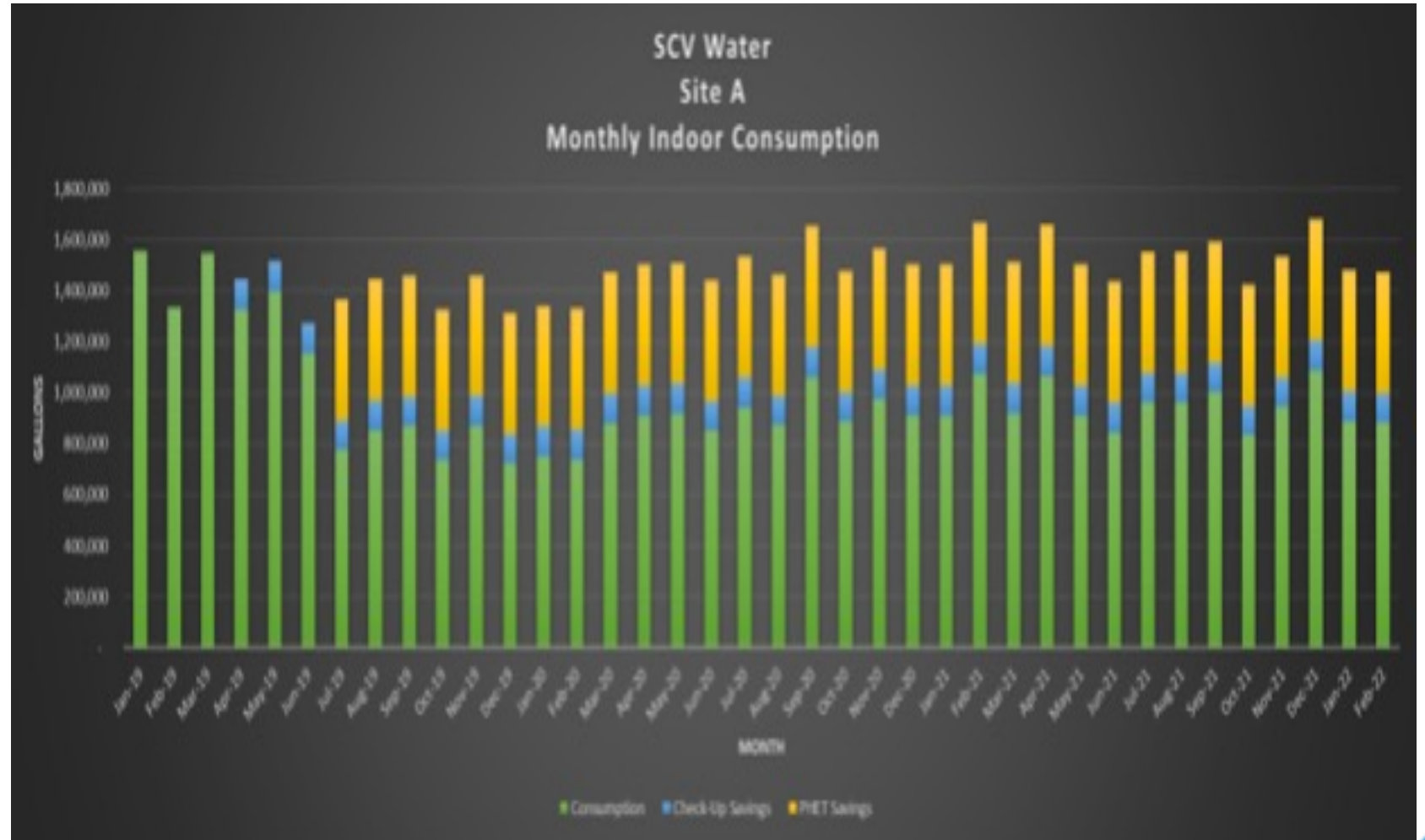


Step 4 – Evaluation



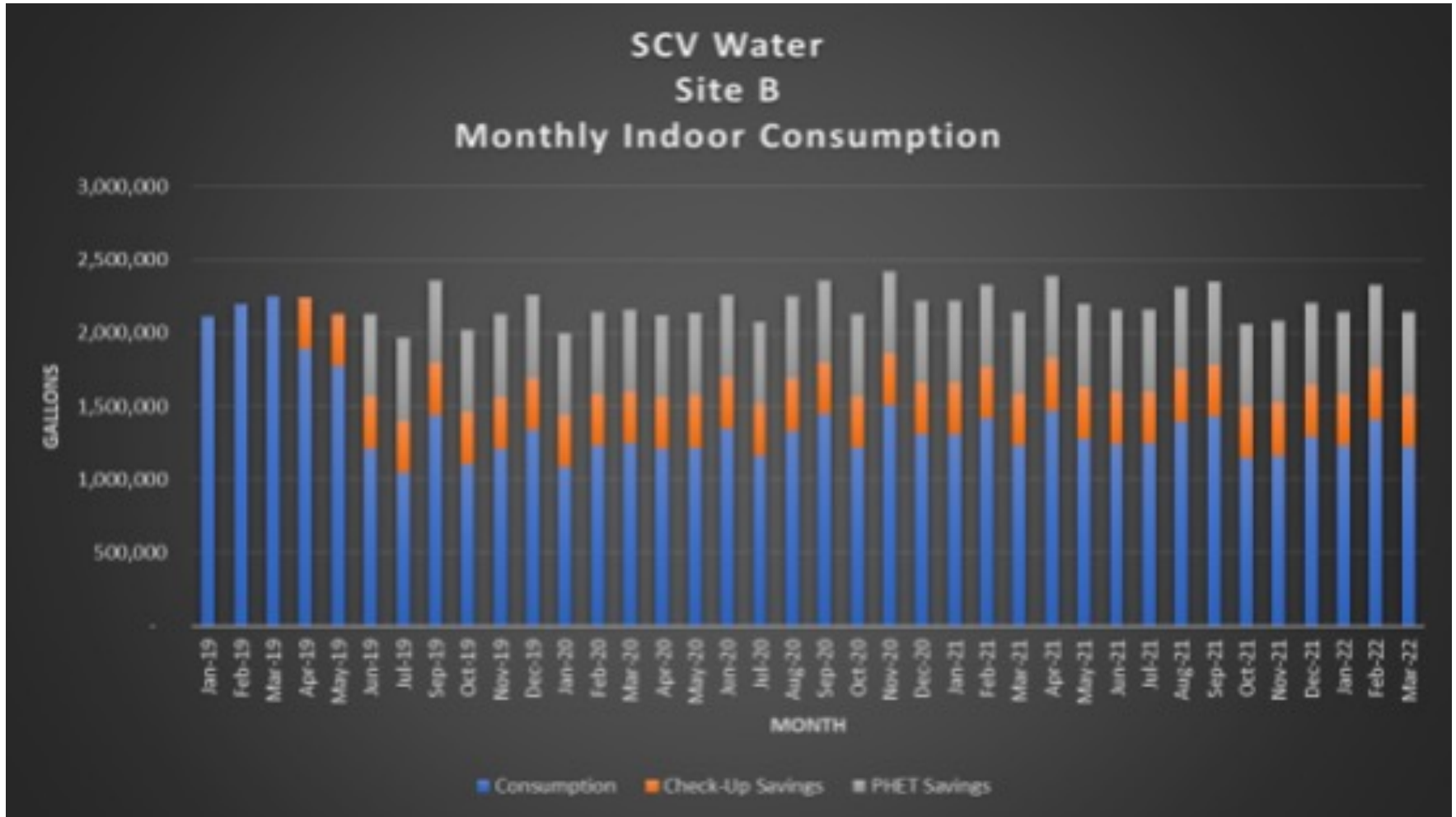
Site A: 2019-2022 Monthly Indoor Consumption

Check-Ups: Feb
2019
Toilet
Installations: Jun
2019



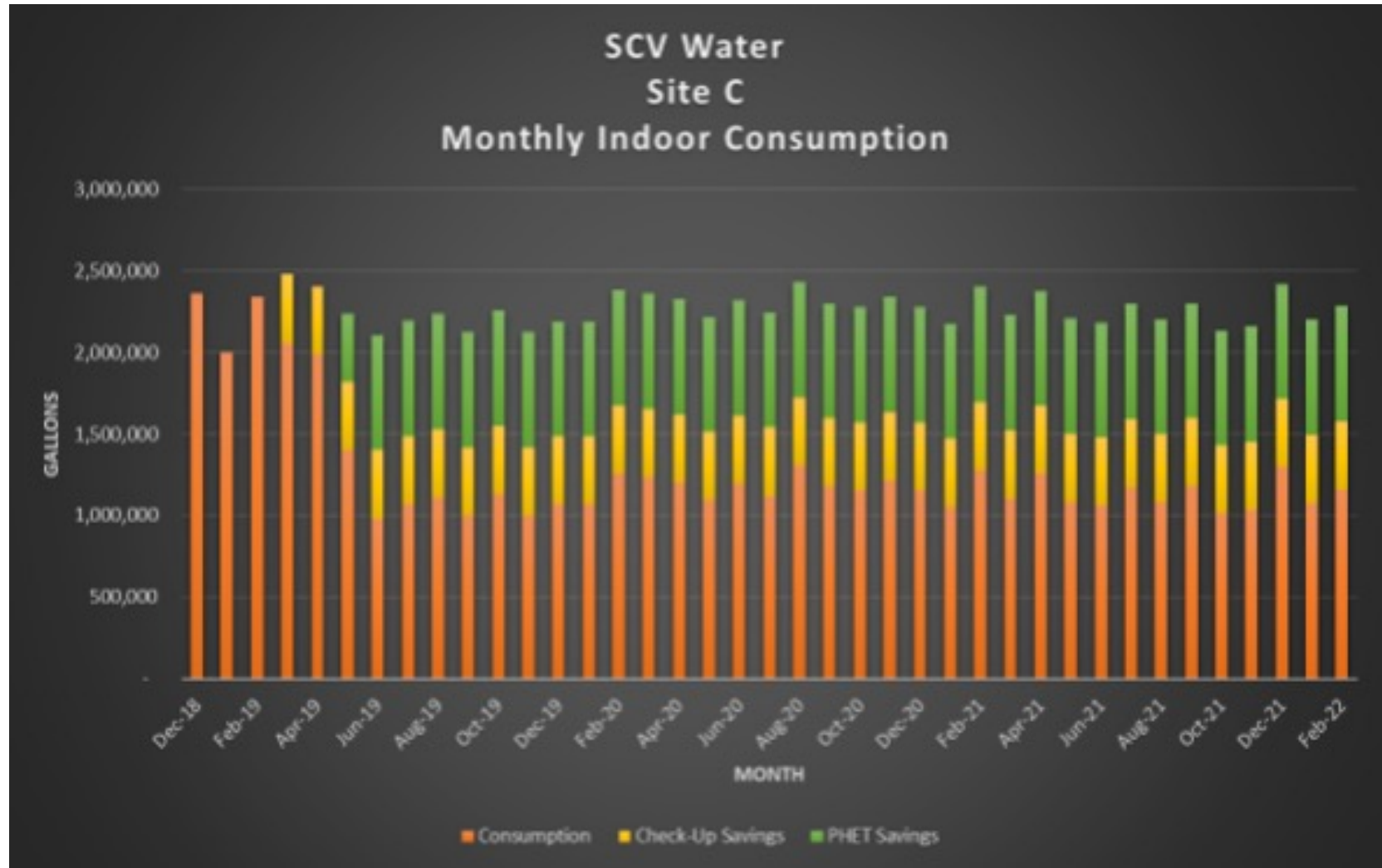
Site B: 2019-2022 Monthly Indoor Consumption

Check-Ups:
Mar 2019
Toilet
Installations:
Jun 2019




Site C: 2019-2022 Monthly Indoor Consumption

Check-Ups: Apr
2019
Toilet
Installations:
Jul 2019

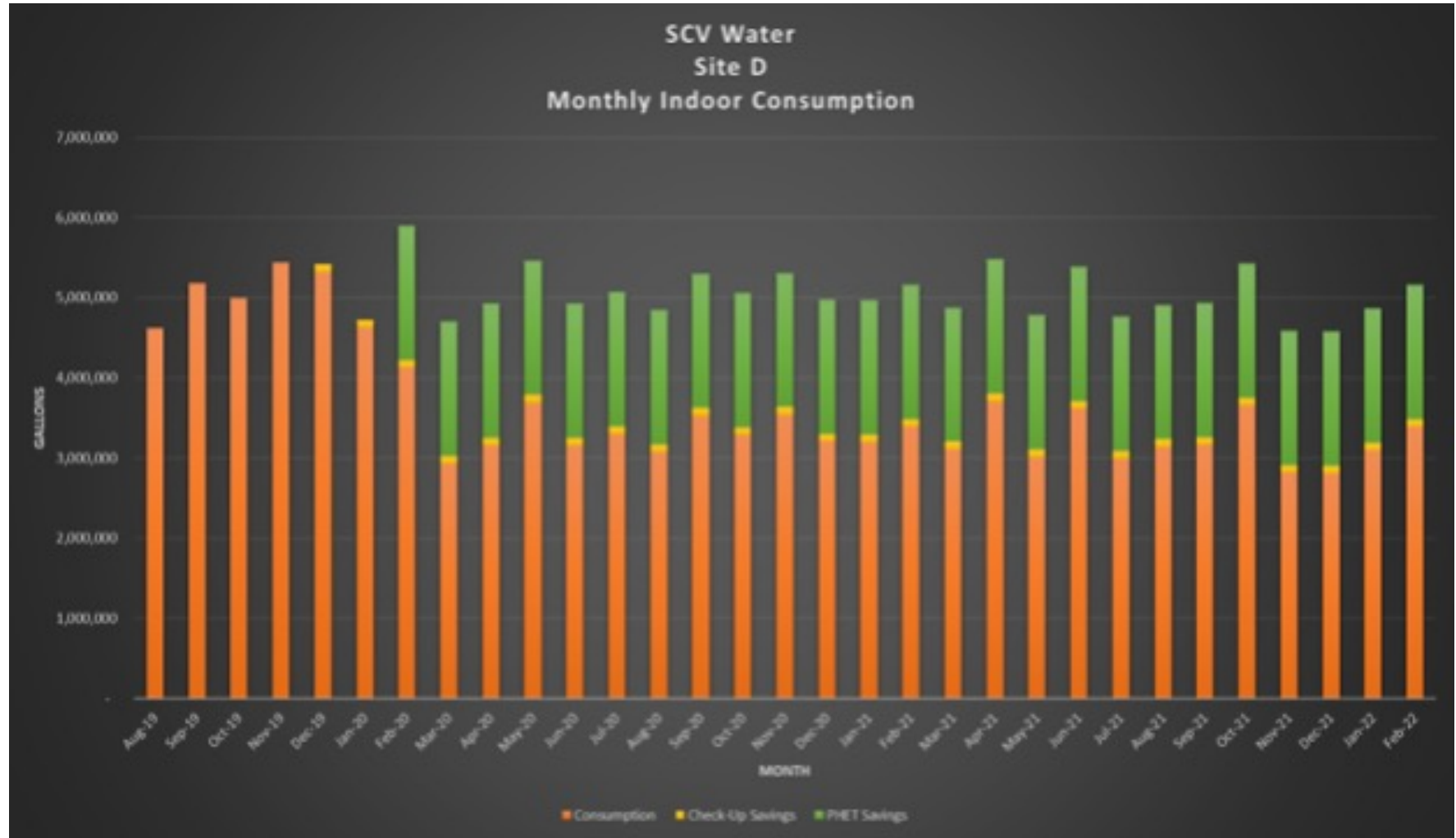


Site C: 2019-2022 Monthly Indoor Consumption



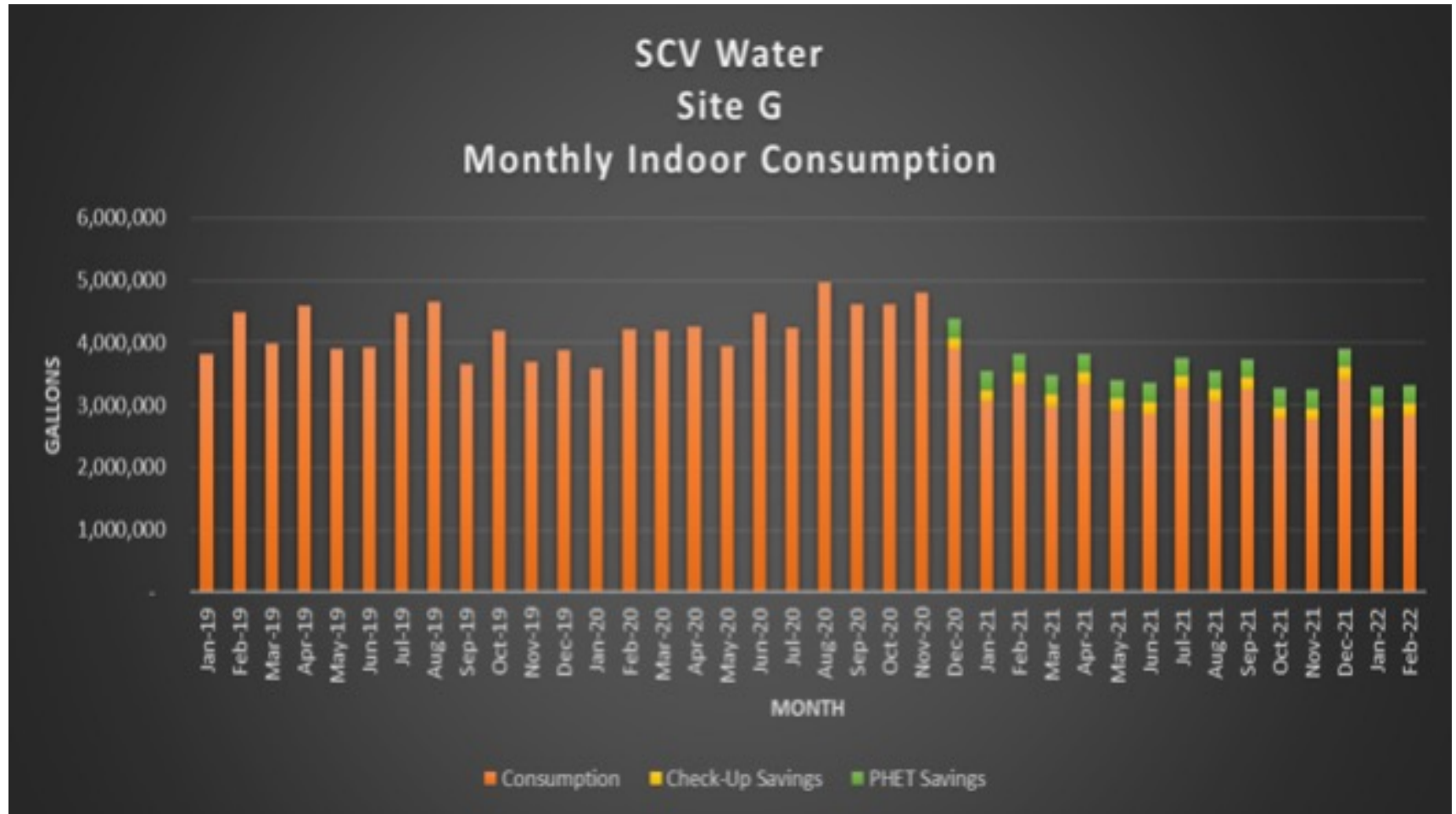
Site D: 2019-2022 Monthly Indoor Consumption

Check-Ups:
Nov 2019
Toilet
Installations:
Feb 2020



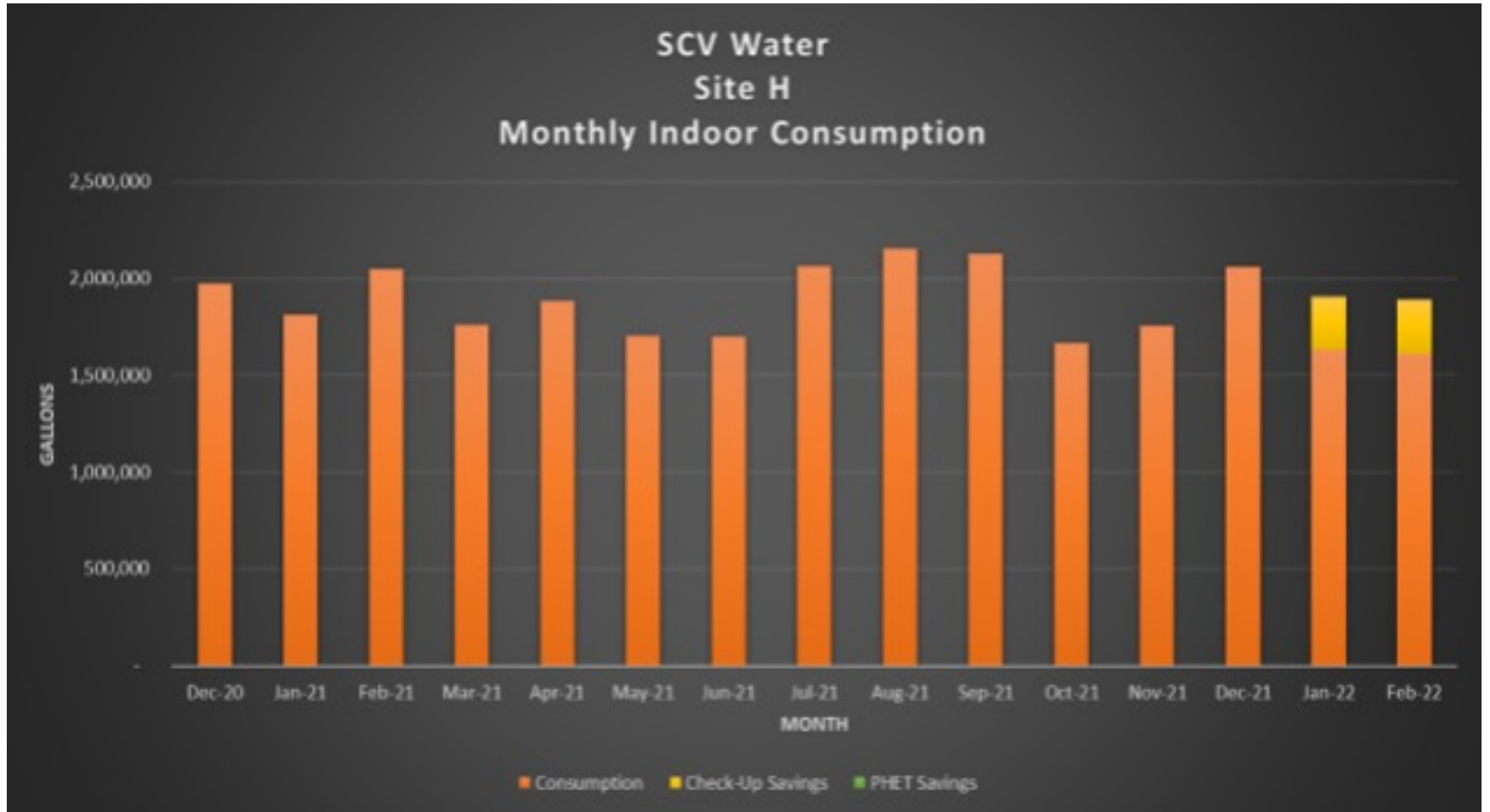
Site G: 2019-2021 Indoor Meter Use

Check-Ups:
TBD
Toilet
Installations:
Dec. 2020



Site H: 2021-2022 Indoor Meter Use

Check-Ups:
Dec. 2021
Toilet
Installations:
TBD



Step 5 – Performance



Total Water Savings Per Year

Phase	Site	Survey Month	Toilet Installation Month	Units	K. Aerators	B. Aerators	Showerheads	Leave-Behind Cards	Toilets Replaced with UHETs	Zones Inspected	Verified Gallons Saved*	Estimated Gallons Saved/Year**
I	A	19-Feb	20-Jun	256	133	253	247	233	358	39	19,274,116	6,950,416
I	B	19-Mar	20-May	328	145	441	398	287	584	49	30,894,964	10,889,571
I	C	19-Apr	20-Jun	255	142	287	332	226	489	152	38,788,822	13,219,472
I	D	19-Nov	20-Feb	776	196	1,007	871	652	1,468	160	44,479,169	21,712,944
II	E***	20-Feb	-	568	430	888	753	475	-	200	7,745,592	3,872,796
II	F***	20-Mar	-	465	268	602	661	402	-	129	18,849,984	9,834,774
II	G	21-Jan	21-Jan	-	-	-	-	-	2,258	-	17,532,939	11,956,630
III	H	21-Dec	-	214	144	99	237	178	-	116	562,093	3,372,559
	TOTALS			2,862	1,458	3,577	3,499	2,453	5,157	845	178,127,680	81,809,163
* Verified Gallons Saved So Far includes estimated water saved after the checkups and after the UHET installations using actual water use as of June 2021.												
** Estimated Gallons Saved per Year was calculated from average monthly water savings estimates multiplied by 12 months.												
*** Water use increased due to people being at home more due to COVID-19 "Safe at Home" orders. Estimated Gallons Saved per Year was calculated from Verified Gallons Saved.												
All Fixtures Installed are WaterSense certified products.												

- Verified Savings (Mar. 2022): **178,127,680 gal.**
 - Equivalent to ~140 Olympic Swimming Pools
- Estimated Gallons Saved per Year: **81,809,163 gal.**
 - 124 Olympic Sized Swimming Pools Annually



Step 6 – Adaption



Irrigation Efficiency Opportunities

Irrigation Issues	Site A	Site B	Site C
Operations & Maintenance	Landscape maintained on weekly basis 42% Efficiency	Landscape maintained on weekly basis 58% Efficiency	Landscape maintained on weekly basis 56% Efficiency
Irrigation Scheduling	4 of 5 controllers are weather based - ET adjusted run times	2 of 3 controllers are weather based - ET adjusted run times	12 weather based controllers - ET adjusted run times
Irrigation Equipment	Spray irrigation used in planters and turf	Spray irrigation used in planters and turf	Spray used in planters Spray and Rotor for turf
Plant and Land	Total Landscape 134,318 sf Turf area – 41% Planter/Tree 59%	Total Landscape 62,248 sf Turf area - 41% Planter/Tree 59%	Total Landscape 339,550 sf Turf area - 35% Planter/Tree - 65%
Leaks & Other	Broken irrigation lines, leaking, misaligned, broken spray heads	Broken irrigation lines, leaking, misaligned, broken spray heads	Broken irrigation lines, leaking, misaligned, broken spray heads



Irrigation Efficiency Opportunities

Site A	Site B	Site C
Fix Irrigation Problems (21) Estimated Annual Savings \$1,661	Fix Irrigation Problems (122) Estimated Annual Savings \$3,429	Fix Irrigation Problems (97) Estimated Annual Savings \$11,192
Replace Spray Nozzles with Rotary Nozzles (255 Units) Estimated Annual Savings \$455	Replace Spray Nozzles with Rotary Nozzles (395 Units) Estimated Annual Savings \$610	Replace Spray Nozzles with Rotary Nozzles (1,583 Units) Estimated Annual Savings \$3,716
Redesign 29 Stations with Drip Irrigation @ .50 per Sq. Ft. (74,502 sf) 4 Dedicated Irrigation Meters \$37,251 Total Rebate	Redesign 25 Stations with Drip Irrigation @ .50 per Sq. Ft. (36,981 sf) 4 Dedicated Irrigation Meters \$18,491 Total Rebate	Convert all planter areas to drip @ .50 per Sq. Ft. (221,630 sf) 10 Dedicated Irrigation Meters \$100,000 Total Rebate
Smart Controller Rebate \$25 per station (15 stations) \$375 Total Rebate	Smart Controller Rebate \$25 per station (30 stations) \$750 Total Rebate	100% Smart Controllers
Large Landscape Turf Removal \$2 per Sq. Ft. (54,794 sf) \$109,588 Total Rebate	Large Landscape Turf Removal \$2 per Sq. Ft. (25,267 sf) \$50,534	Large Landscape Turf Removal \$2 per Sq. Ft. (117,920 sf) \$235,840 Total Rebate

Transformation



Transformation

- Qualitative analysis
 - Customer acceptance
 - Workorders and repair calls
- Next Steps:
 - Continued monitoring and evaluation
 - Expansion of services
 - Sustained conservation



BUDGET INFORMATION - Non-Construction Programs

OMB Number: 4040-0006
Expiration Date: 02/28/2025

SECTION A - BUDGET SUMMARY

Grant Program Function or Activity (a)	Catalog of Federal Domestic Assistance Number (b)	Estimated Unobligated Funds		New or Revised Budget		
		Federal (c)	Non-Federal (d)	Federal (e)	Non-Federal (f)	Total (g)
1. WaterSMART: Water and Energy Efficiency Grants for Fiscal Year 2023	15.507	\$ <input type="text"/>	\$ <input type="text"/>	\$ 2,000,000.00	\$ 5,242,900.00	\$ 7,242,900.00
2.	<input type="text"/>	<input type="text"/>	<input type="text"/>	<input type="text"/>	<input type="text"/>	<input type="text"/>
3.	<input type="text"/>	<input type="text"/>	<input type="text"/>	<input type="text"/>	<input type="text"/>	<input type="text"/>
4.	<input type="text"/>	<input type="text"/>	<input type="text"/>	<input type="text"/>	<input type="text"/>	<input type="text"/>
5. Totals		\$ <input type="text"/>	\$ <input type="text"/>	\$ 2,000,000.00	\$ 5,242,900.00	\$ 7,242,900.00

Standard Form 424A (Rev. 7- 97)
Prescribed by OMB (Circular A -102) Page 1

SECTION B - BUDGET CATEGORIES

6. Object Class Categories	GRANT PROGRAM, FUNCTION OR ACTIVITY				Total (5)
	(1)	(2)	(3)	(4)	
	WaterSMART: Water and Energy Efficiency Grants for Fiscal Year 2023				
a. Personnel	\$ 0.00	\$	\$	\$	\$ 0.00
b. Fringe Benefits	0.00				0.00
c. Travel	0.00				0.00
d. Equipment	0.00				0.00
e. Supplies	0.00				0.00
f. Contractual	7,242,900.00				7,242,900.00
g. Construction	0.00				0.00
h. Other	0.00				0.00
i. Total Direct Charges (sum of 6a-6h)	7,242,900.00				\$ 7,242,900.00
j. Indirect Charges	0.00				\$ 0.00
k. TOTALS (sum of 6i and 6j)	\$ 7,242,900.00	\$	\$	\$	\$ 7,242,900.00
7. Program Income	\$ 0.00	\$	\$	\$	\$ 0.00

Authorized for Local Reproduction

Standard Form 424A (Rev. 7- 97)
Prescribed by OMB (Circular A -102) Page 1A

SECTION C - NON-FEDERAL RESOURCES

(a) Grant Program		(b) Applicant	(c) State	(d) Other Sources	(e)TOTALS
8.	WaterSMART: Water and Energy Efficiency Grants for Fiscal Year 2023	\$ 5,242,900.00	\$ 0.00	\$ 0.00	\$ 5,242,900.00
9.					
10.					
11.					
12. TOTAL (sum of lines 8-11)		\$ 5,242,900.00	\$ 0.00	\$ 0.00	\$ 5,242,900.00

SECTION D - FORECASTED CASH NEEDS

	Total for 1st Year	1st Quarter	2nd Quarter	3rd Quarter	4th Quarter
13. Federal	\$ 666,667.00	\$ 166,666.00	\$ 166,667.00	\$ 166,667.00	\$ 166,667.00
14. Non-Federal	\$ 1,747,633.00	436,908.00	436,908.00	436,908.00	436,909.00
15. TOTAL (sum of lines 13 and 14)	\$ 2,414,300.00	\$ 603,574.00	\$ 603,575.00	\$ 603,575.00	\$ 603,576.00

SECTION E - BUDGET ESTIMATES OF FEDERAL FUNDS NEEDED FOR BALANCE OF THE PROJECT

(a) Grant Program		FUTURE FUNDING PERIODS (YEARS)			
		(b)First	(c) Second	(d) Third	(e) Fourth
16.	WaterSMART: Water and Energy Efficiency Grants for Fiscal Year 2023	\$ 666,667.00	\$ 666,667.00	\$ 666,666.00	\$ 0.00
17.					
18.					
19.					
20. TOTAL (sum of lines 16 - 19)		\$ 666,667.00	\$ 666,667.00	\$ 666,666.00	\$ 0.00

SECTION F - OTHER BUDGET INFORMATION

21. Direct Charges: \$7,242,900	22. Indirect Charges:
23. Remarks:	

Public reporting burden for this collection of information is estimated to average 15 minutes per response, including time for reviewing instructions, searching existing data sources, gathering and maintaining the data needed, and completing and reviewing the collection of information. Send comments regarding the burden estimate or any other aspect of this collection of information, including suggestions for reducing this burden, to the Office of Management and Budget, Paperwork Reduction Project (0348-0042), Washington, DC 20503.

PLEASE DO NOT RETURN YOUR COMPLETED FORM TO THE OFFICE OF MANAGEMENT AND BUDGET. SEND IT TO THE ADDRESS PROVIDED BY THE SPONSORING AGENCY.

NOTE: Certain of these assurances may not be applicable to your project or program. If you have questions, please contact the Awarding Agency. Further, certain Federal assistance awarding agencies may require applicants to certify to additional assurances. If such is the case, you will be notified.

As the duly authorized representative of the applicant, I certify that the applicant:

1. Has the legal authority to apply for Federal assistance, and the institutional, managerial and financial capability (including funds sufficient to pay the non-Federal share of project costs) to ensure proper planning, management and completion of project described in this application.
2. Will give the awarding agency, the Comptroller General of the United States and, if appropriate, the State, the right to examine all records, books, papers, or documents related to the assistance; and will establish a proper accounting system in accordance with generally accepted accounting standards or agency directives.
3. Will not dispose of, modify the use of, or change the terms of the real property title or other interest in the site and facilities without permission and instructions from the awarding agency. Will record the Federal awarding agency directives and will include a covenant in the title of real property acquired in whole or in part with Federal assistance funds to assure non-discrimination during the useful life of the project.
4. Will comply with the requirements of the assistance awarding agency with regard to the drafting, review and approval of construction plans and specifications.
5. Will provide and maintain competent and adequate engineering supervision at the construction site to ensure that the complete work conforms with the approved plans and specifications and will furnish progressive reports and such other information as may be required by the assistance awarding agency or State.
6. Will initiate and complete the work within the applicable time frame after receipt of approval of the awarding agency.
7. Will establish safeguards to prohibit employees from using their positions for a purpose that constitutes or presents the appearance of personal or organizational conflict of interest, or personal gain.
8. Will comply with the Intergovernmental Personnel Act of 1970 (42 U.S.C. §§4728-4763) relating to prescribed standards of merit systems for programs funded under one of the 19 statutes or regulations specified in Appendix A of OPM's Standards for a Merit System of Personnel Administration (5 C.F.R. 900, Subpart F).
9. Will comply with the Lead-Based Paint Poisoning Prevention Act (42 U.S.C. §§4801 et seq.) which prohibits the use of lead-based paint in construction or rehabilitation of residence structures.
10. Will comply with all Federal statutes relating to non-discrimination. These include but are not limited to: (a) Title VI of the Civil Rights Act of 1964 (P.L. 88-352) which prohibits discrimination on the basis of race, color or national origin; (b) Title IX of the Education Amendments of 1972, as amended (20 U.S.C. §§1681 1683, and 1685-1686), which prohibits discrimination on the basis of sex; (c) Section 504 of the Rehabilitation Act of 1973, as amended (29 U.S.C. §794), which prohibits discrimination on the basis of handicaps; (d) the Age Discrimination Act of 1975, as amended (42 U.S.C. §§6101-6107), which prohibits discrimination on the basis of age; (e) the Drug Abuse Office and Treatment Act of 1972 (P.L. 92-255), as amended relating to nondiscrimination on the basis of drug abuse; (f) the Comprehensive Alcohol Abuse and Alcoholism Prevention, Treatment and Rehabilitation Act of 1970 (P.L. 91-616), as amended, relating to nondiscrimination on the basis of alcohol abuse or alcoholism; (g) §§523 and 527 of the Public Health Service Act of 1912 (42 U.S.C. §§290 dd-3 and 290 ee 3), as amended, relating to confidentiality of alcohol and drug abuse patient records; (h) Title VIII of the Civil Rights Act of 1968 (42 U.S.C. §§3601 et seq.), as amended, relating to nondiscrimination in the sale, rental or financing of housing; (i) any other nondiscrimination provisions in the specific statute(s) under which application for Federal assistance is being made; and (j) the requirements of any other nondiscrimination statute(s) which may apply to the application.

11. Will comply, or has already complied, with the requirements of Titles II and III of the Uniform Relocation Assistance and Real Property Acquisition Policies Act of 1970 (P.L. 91-646) which provide for fair and equitable treatment of persons displaced or whose property is acquired as a result of Federal and federally-assisted programs. These requirements apply to all interests in real property acquired for project purposes regardless of Federal participation in purchases.
12. Will comply with the provisions of the Hatch Act (5 U.S.C. §§1501-1508 and 7324-7328) which limit the political activities of employees whose principal employment activities are funded in whole or in part with Federal funds.
13. Will comply, as applicable, with the provisions of the Davis-Bacon Act (40 U.S.C. §§276a to 276a-7), the Copeland Act (40 U.S.C. §276c and 18 U.S.C. §874), and the Contract Work Hours and Safety Standards Act (40 U.S.C. §§327-333) regarding labor standards for federally-assisted construction subagreements.
14. Will comply with flood insurance purchase requirements of Section 102(a) of the Flood Disaster Protection Act of 1973 (P.L. 93-234) which requires recipients in a special flood hazard area to participate in the program and to purchase flood insurance if the total cost of insurable construction and acquisition is \$10,000 or more.
15. Will comply with environmental standards which may be prescribed pursuant to the following: (a) institution of environmental quality control measures under the National Environmental Policy Act of 1969 (P.L. 91-190) and Executive Order (EO) 11514; (b) notification of violating facilities pursuant to EO 11738; (c) protection of wetlands pursuant to EO 11990; (d) evaluation of flood hazards in floodplains in accordance with EO 11988; (e) assurance of project consistency with the approved State management program developed under the Coastal Zone Management Act of 1972 (16 U.S.C. §§1451 et seq.); (f) conformity of Federal actions to State (Clean Air) implementation Plans under Section 176(c) of the Clean Air Act of 1955, as amended (42 U.S.C. §§7401 et seq.); (g) protection of underground sources of drinking water under the Safe Drinking Water Act of 1974, as amended (P.L. 93-523); and, (h) protection of endangered species under the Endangered Species Act of 1973, as amended (P.L. 93-205).
16. Will comply with the Wild and Scenic Rivers Act of 1968 (16 U.S.C. §§1271 et seq.) related to protecting components or potential components of the national wild and scenic rivers system.
17. Will assist the awarding agency in assuring compliance with Section 106 of the National Historic Preservation Act of 1966, as amended (16 U.S.C. §470), EO 11593 (identification and protection of historic properties), and the Archaeological and Historic Preservation Act of 1974 (16 U.S.C. §§469a-1 et seq).
18. Will cause to be performed the required financial and compliance audits in accordance with the Single Audit Act Amendments of 1996 and OMB Circular No. A-133, "Audits of States, Local Governments, and Non-Profit Organizations."
19. Will comply with all applicable requirements of all other Federal laws, executive orders, regulations, and policies governing this program.
20. Will comply with the requirements of Section 106(g) of the Trafficking Victims Protection Act (TVPA) of 2000, as amended (22 U.S.C. 7104) which prohibits grant award recipients or a sub-recipient from (1) Engaging in severe forms of trafficking in persons during the period of time that the award is in effect (2) Procuring a commercial sex act during the period of time that the award is in effect or (3) Using forced labor in the performance of the award or subawards under the award.

SIGNATURE OF AUTHORIZED CERTIFYING OFFICIAL Completed on submission to Grants.gov	TITLE General Manager
APPLICANT ORGANIZATION Santa Clarita Valley Water Agency	DATE SUBMITTED Completed on submission to Grants.gov

SF-424D (Rev. 7-97) Back

CERTIFICATION REGARDING LOBBYING

Certification for Contracts, Grants, Loans, and Cooperative Agreements

The undersigned certifies, to the best of his or her knowledge and belief, that:

(1) No Federal appropriated funds have been paid or will be paid, by or on behalf of the undersigned, to any person for influencing or attempting to influence an officer or employee of an agency, a Member of Congress, an officer or employee of Congress, or an employee of a Member of Congress in connection with the awarding of any Federal contract, the making of any Federal grant, the making of any Federal loan, the entering into of any cooperative agreement, and the extension, continuation, renewal, amendment, or modification of any Federal contract, grant, loan, or cooperative agreement.

(2) If any funds other than Federal appropriated funds have been paid or will be paid to any person for influencing or attempting to influence an officer or employee of any agency, a Member of Congress, an officer or employee of Congress, or an employee of a Member of Congress in connection with this Federal contract, grant, loan, or cooperative agreement, the undersigned shall complete and submit Standard Form-LLL, "Disclosure of Lobbying Activities," in accordance with its instructions.

(3) The undersigned shall require that the language of this certification be included in the award documents for all subawards at all tiers (including subcontracts, subgrants, and contracts under grants, loans, and cooperative agreements) and that all subrecipients shall certify and disclose accordingly. This certification is a material representation of fact upon which reliance was placed when this transaction was made or entered into. Submission of this certification is a prerequisite for making or entering into this transaction imposed by section 1352, title 31, U.S. Code. Any person who fails to file the required certification shall be subject to a civil penalty of not less than \$10,000 and not more than \$100,000 for each such failure.

Statement for Loan Guarantees and Loan Insurance

The undersigned states, to the best of his or her knowledge and belief, that:

If any funds have been paid or will be paid to any person for influencing or attempting to influence an officer or employee of any agency, a Member of Congress, an officer or employee of Congress, or an employee of a Member of Congress in connection with this commitment providing for the United States to insure or guarantee a loan, the undersigned shall complete and submit Standard Form-LLL, "Disclosure of Lobbying Activities," in accordance with its instructions. Submission of this statement is a prerequisite for making or entering into this transaction imposed by section 1352, title 31, U.S. Code. Any person who fails to file the required statement shall be subject to a civil penalty of not less than \$10,000 and not more than \$100,000 for each such failure.

* APPLICANT'S ORGANIZATION	
<input style="width: 100%;" type="text" value="Santa Clarita Valley Water Agency"/>	
* PRINTED NAME AND TITLE OF AUTHORIZED REPRESENTATIVE	
Prefix: <input style="width: 100px;" type="text" value="Mr."/>	* First Name: <input style="width: 200px;" type="text" value="Matthew"/> Middle Name: <input style="width: 150px;" type="text" value="G."/>
* Last Name: <input style="width: 300px;" type="text" value="Stone"/>	Suffix: <input style="width: 100px;" type="text"/>
* Title: <input style="width: 250px;" type="text" value="General Manager"/>	
* SIGNATURE: <input style="width: 300px;" type="text" value="Completed on submission to Grants.gov"/>	* DATE: <input style="width: 200px;" type="text" value="Completed on submission to Grants.gov"/>



COMMITTEE MEMORANDUM

DATE: August 1, 2022

TO: Water Resources and Watershed Committee

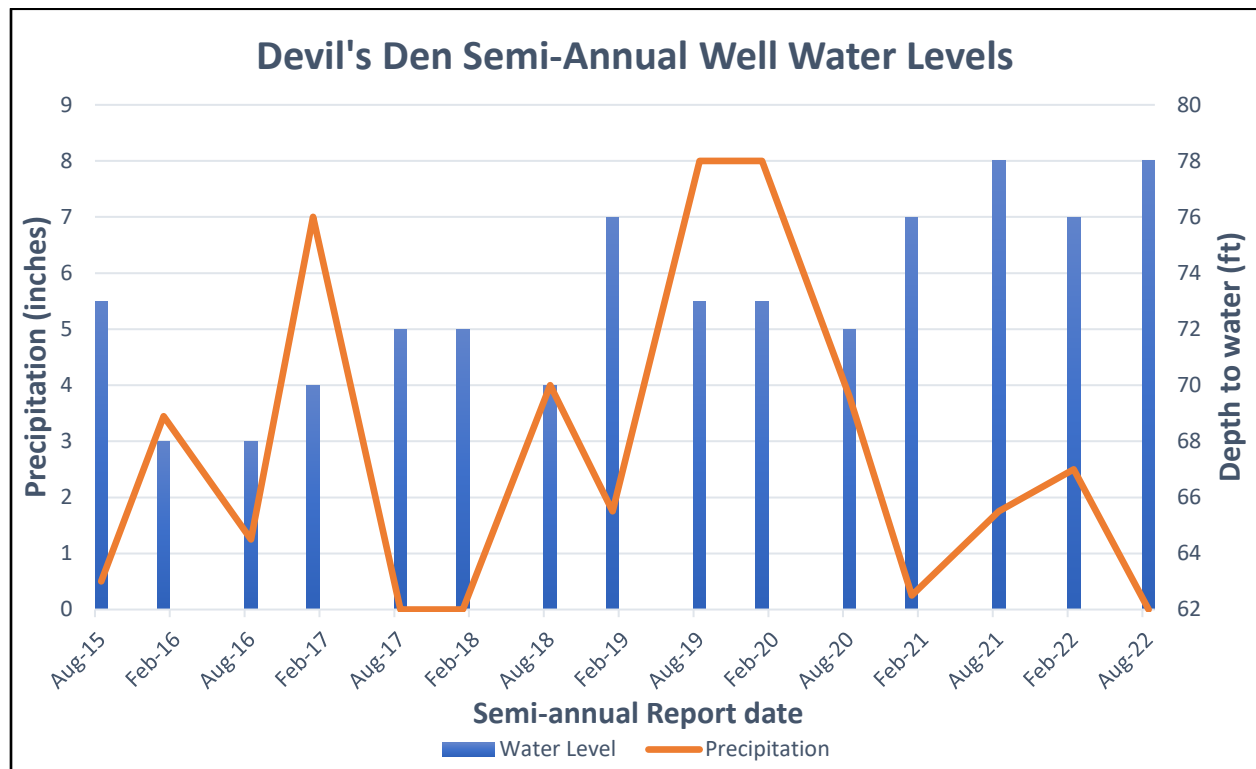
FROM: Dirk Marks *DM*
Interim Director of Water Resources

SUBJECT: Devil's Den Semi-Annual Report (January 2022-June 2022)

SUMMARY AND DISCUSSION

SCV Water's Devil's Den property encompasses 8,656 acres in Kern and Kings Counties. The Devil's Den Water District is an existing entity, although its State Water Project (SWP) contract rights of 12,700 Acre-Feet (AF) have been transferred to SCV Water. A summary of activities at the Devil's Den property during the first six months of 2022 is as follows:

1. Groundwater levels are checked bi-annually at the north end of the property to monitor the potential effects of groundwater pumping by neighboring agriculture operations. Current water levels as of a May reading are approximately 78 feet below ground surface elevation. This reflects a decrease of 2 feet in the test wells water level over the last six months. Prior to 2010, typical static water levels were approximately 70 feet.



2. A cattle herd of 45 cows and calves were grazing various sections of the property providing weed control. The herd has been greatly reduced over the last 6 months due to the lack of grazing feed on the property.
3. The agricultural lease between Rolling Hills Farms (RHF) and SCVWA will conclude on December 31, 2026.
4. Rolling Hills Farms continues mechanical weed control in areas of the property where cattle are not being grazed, such as fence lines and roadsides
5. The property received approximately 0" of rain between January 2022 and June 30, 2022.
6. Staff has initiated a contract with Thomas Harder & Co. to provide hydrogeological consulting services to evaluate the sustainable yield of the Devil's Den Water District and has requested an additional scope of work to evaluate water quality of the groundwater.
7. Staff has initiated a contract with Provost & Pritchard for the review and analysis of potential revenue sources from the use of Devil's Den Assets.

FINANCIAL CONSIDERATIONS

None currently.

RECOMMENDATION

This item is provided for information only.

RGV

**Santa Clarita Valley Water Agency
Water Resources & Watershed Committee and Board Calendar**

**ITEM NO.
6**

FY 2022/23

	Item	Jul 5 Board	Jul 13 Comm	July 19 Board	Aug 2 Board	Aug 10 Comm	Aug 16 Board	Sep 6 Board	Sep 14 Comm	Oct 4 Board	Oct 12 Comm	Nov 1 Board	Nov 9 Comm	Dec 6 Board	Dec 14 Comm	Jan 3 Board	Jan 11 Comm	Feb 7 Board	Feb 8 Comm	Mar 7 Board	Mar 8 Comm	Apr 4 Board	Apr 12 Comm	May 2 Board	May 10 Comm	Jun 6 Board	Jun 7 Comm
1	Recommend Authorizing the General Manager to Enter into an Agreement with GSI Water Solutions, Inc. for the First Year of Groundwater Sustainability Plan Implementation		C		C																						
2	Status of Drought Response and Performance		C			P			P		P		P		P		P		P		P		P		P		P
3	Update on Conservation Activities & Performance					P			P		P		P		P		P		P		P		P		P		P
4	Devil's Den Semi-Annual Report					P													P								
5	Recommend Adoption of a Resolution Authorizing the General Manager to Apply for Grant Funding Under the WaterSmart Water Energy Efficiency Grant Program and Execute a Grant Agreement with the Federal Bureau of Reclamation					P	P																				
6	Status of Groundwater Recharge Feasibility Studies					P																					
7	Recommend that the Board Authorize the General Manager to Enter Into a Long Term Water Exchange Agreement with Irvine Ranch Water District							P																			
8	Recommend Authorizing the General Manager to Execute a Construction Contract for Bridgeport Pocket Park								P	P																	
9	Authorize the General Manager to Enter into a MOU with Antelope Valley-East Kern Water District to Fund Planning Costs for a Portion of the Proposed Phase 2 Proposed High Desert Water Bank								P	P																	
10	Authorize General Manager to Enter into Contracts for Water Resiliency Plan Initiative								P	P																	
11	Recommend Adopting a Resolution Authorizing Creation of a Standby Charge for the Tesoro del Val Annexation Area								P	P																	
12	Status of Water Supply and Water Banking Programs and of Drought and Operating Plan								P	P											P						
13	Update on Water Resiliency Plan Initiative Activities								P																		
14	Recommend Adoption of a Resolution Approving the SB 221 Water Supply Verification for the Tesoro Del Valle										P	P															
15	Recommend Approval of a Resolution Adopting Recycled Water Rules and Regulations										P	P															
16	Status of Recycled Water Program			C							P																
17	Status of Urban Water Management Plan Review Updates										P																

**Santa Clarita Valley Water Agency
Water Resources & Watershed Committee and Board Calendar**

FY 2022/23

	Item	Jul 5 Board	Jul 13 Comm	July 19 Board	Aug 2 Board	Aug 10 Comm	Aug 16 Board	Sep 6 Board	Sep 14 Comm	Oct 4 Board	Oct 12 Comm	Nov 1 Board	Nov 9 Comm	Dec 6 Board	Dec 14 Comm	Jan 3 Board	Jan 11 Comm	Feb 7 Board	Feb 8 Comm	Mar 7 Board	Mar 8 Comm	Apr 4 Board	Apr 12 Comm	May 2 Board	May 10 Comm	Jun 6 Board	Jun 7 Comm
18	Status of Water Supplies														P		P		P				P		P		P
19	Status of Sustainable Groundwater Management Act Implementation																				P						
20	Review and Discussion of FY 2023/24 and FY 2024/25 Water Resources Operating Budget and Minor and Major Capital Projects Budgets																						P				
21	Recommend Adoption of a Resolution Approving the SB 610 Water Supply Assessment for the Wiley Canyon Mixed-Use Development	C																									
22	Status of Upper Santa Clara River Salt and Nutrient Management Plan		C																								
23	Water Conservation Garden and Education Experience - Design Update																										
24	Update on Water Operating Plan and Water Conservation Response Actions																										

P = Planned
C = Completed
CNL = Cancelled
CNT = Continued Item