



SCV
WATER

ENGINEERING AND OPERATIONS COMMITTEE MEETING

Thursday, August 3, 2023
Meeting Begins at 5:30 PM

Members of the public may attend by the following options:

In Person

Santa Clarita Valley Water Agency
Engineering Services Section
Boardroom
26521 Summit Circle
Santa Clarita, CA 91350

By Phone

Toll Free:
1-(833)-568-8864
Webinar ID: 161 621 5898

Virtually

Please join the meeting from your
computer, tablet or smartphone:
<https://scvwa.zoomgov.com/j/1616215898>

Have a Public Comment?

Members of the public unable to attend this meeting may submit comments either in writing to eadler@scvwa.org or by mail to Elizabeth Adler, Executive Assistant, Santa Clarita Valley Water Agency, 26521 Summit Circle, Santa Clarita, CA 91350. All written comments received before 4:00 PM the day of the meeting will be distributed to the Committee members and posted on the Santa Clarita Valley Water Agency website prior to the start of the meeting. Anything received after 4:00 PM the day of the meeting will be made available at the meeting, if practicable, and will be posted on the SCV Water website the following day. All correspondence with comments, including letters or emails, will be posted in their entirety.
(Public comments take place during Item 2 of the Agenda and before each Item is considered. Please see the Agenda for details.)

This meeting will be recorded and the audio recording for all Committee meetings will be posted to yourscvwater.com within 3 business days from the date of the Committee meeting.

Disclaimer: Attendees should be aware that while the Agency is following all applicable requirements and guidelines regarding COVID-19, the Agency cannot ensure the health of anyone attending a Board meeting. Attendees should therefore use their own judgment with respect to protecting themselves from exposure to COVID-19.

[This page intentionally left blank.]



Date: July 26, 2023

To: **Engineering and Operations Committee**
William Cooper, Chair
Gary Martin
Piotr Orzechowski
Kenneth Petersen

From: Courtney Mael, Chief Engineer *CM*
Keith Abercrombie, Chief Operating Officer *KA*

The **Engineering and Operations Committee** meeting is scheduled on **Thursday, August 3, 2023 at 5:30 PM at 26521 Summit Circle, Santa Clarita, CA 91350 in the Engineering Services Section (ESS) Boardroom**. Members of the public may attend in person or virtually. To attend this meeting virtually, please see below.

IMPORTANT NOTICES

This meeting will be conducted in person at the address listed above. As a convenience to the public, members of the public may also participate virtually by using the **Agency's Call-In Number 1-(833)-568-8864, Webinar ID: 161 621 5898 Zoom Webinar by clicking on the link <https://scvwa.zoomgov.com/j/1616215898>**. Any member of the public may listen to the meeting or make comments to the Committee using the call-in number or Zoom Webinar link above. However, in the event there is a disruption of service which prevents the Agency from broadcasting the meeting to members of the public using either the call-in option or internet-based service, this meeting will not be postponed or rescheduled but will continue without remote participation. The remote participation option is being provided as a convenience to the public and is not required. Members of the public are welcome to attend the meeting in person.

Attendees should be aware that while the Agency is following all applicable requirements and guidelines regarding COVID-19, the Agency cannot ensure the health of anyone attending a Committee meeting. Attendees should therefore use their own judgment with respect to protecting themselves from exposure to COVID-19.

Members of the public unable to attend this meeting may submit comments either in writing to eadler@scvwa.org or by mail to Elizabeth Adler, Executive Assistant, Santa Clarita Valley Water Agency, 26521 Summit Circle, Santa Clarita, CA 91350. All written comments received before 4:00 PM the day of the meeting will be distributed to the Committee members and posted on the Santa Clarita Valley Water Agency website prior to the start of the meeting. Anything received after 4:00 PM the day of the meeting, will be made available at the meeting, if practicable, and will be posted on the SCV Water website the following day. All correspondence with comments, including letters or emails, will be posted in their entirety.

MEETING AGENDA

<u>ITEM</u>		<u>PAGE</u>
1.	<u>PLEDGE OF ALLEGIANCE</u>	
2.	<u>PUBLIC COMMENTS</u> – Members of the public may comment as to items within the subject matter jurisdiction of the Agency that are not on the Agenda at this time. Members of the public wishing to comment on items covered in this Agenda may do so at the time each item is considered. (Comments may, at the discretion of the Committee Chair, be limited to three minutes for each speaker.)	
3.	* Quarterly Safety Presentation	1
4.	* Recommend Adopting a Resolution Making the Required Findings and Authorizing and Approving the General Manager to Execute the Energy Services Agreement with Pacifico Power, LLC as well as the Services Order with Stem US Operations, Inc., For Battey Construction and Operations and Maintenance Support at the Rio Vista Water Treatment Plant	13
5.	* Recommend Approval to Replace Approximately 711 feet of Pipeline and Associated Appurtenances in Begonias Lane	23
6.	* Monthly Operations and Production Report	33
7.	* Capital Improvement Projects Construction Status Report	43
8.	* Third Party Funded Agreements Quarterly Report	45
9.	* Committee Planning Calendar	53
10.	General Report on Treatment, Distribution, Operations and Maintenance Services Section Activities	
11.	* General Report on Engineering Services Section Activities	57
12.	Adjournment	
	* Indicates Attachment	
	• Indicates Handout	

NOTICES:

Any person may make a request for a disability-related modification or accommodation needed for that person to be able to participate in the public meeting by telephoning Elizabeth Adler, Executive Assistant, at (661) 297-1600, or in writing to Santa Clarita Valley Water Agency at 26521 Summit Circle, Santa Clarita, CA 91350. Requests must specify the nature of the disability and the type of accommodation requested. A telephone number or other contact information should be included so that Agency staff may discuss appropriate arrangements. Persons requesting a disability-related accommodation should make the request with adequate time before the meeting for the Agency to provide the requested accommodation.

July 26, 2023
Page 3 of 3

Pursuant to Government Code Section 54957.5, non-exempt public records that relate to open session agenda items and are distributed to a majority of the Committee less than seventy-two (72) hours prior to the meeting will be available for public inspection at the Santa Clarita Valley Water Agency, located at 27234 Bouquet Canyon Road, Santa Clarita, CA 91350, during regular business hours. When practical, these public records will also be made available on the Agency's Internet Website, accessible at <http://www.yourscvwater.com>.

Posted on July 27, 2023.

M65

[This page intentionally left blank.]



Santa Clarita Valley Water Agency

FY 2022/2023 - Q4

April 1, 2023 to June 30, 2023

Engineering and Operations Committee Meeting

August 3, 2023

SCV Water Agency Safety Team:

Rebecca Lustig
EH&S Supervisor

Joe Diaz
EPSC

Aaron Southard
Safety Specialist I



Q4 Routine Safety Activities

- Safety Tailgate Meetings (Weekly)
- Worksite and Facility Inspections (Monthly)
 - Fire Extinguisher
 - First Aid Kits / AED's
 - Eyewash Stations
 - Housekeeping
- Safety Committee Meetings (Monthly)
- Construction/Pre-Construction Meetings
- New Hire Safety/Emergency Orientations
- Regulatory Compliance Activities



Q4 Safety Trainings, Projects, and Activities



APRIL	<ul style="list-style-type: none">✓ CDF Tank Removal✓ Fire Protection District walk-thru✓ Respirator FIT testing
MAY	<ul style="list-style-type: none">✓ CPR/FA/AED Training at Pine✓ Trenching and Excavation Competent Person training✓ Respirator FIT testing✓ UST Annual Operating training✓ Rigging Equipment Inspection
JUNE	<ul style="list-style-type: none">✓ CPR/FA/AED Training at Pine✓ Fall Protection, Confined Space Entry, Respirator FIT testing at Rio✓ Kone Crane quarterly inspections✓ CUPA Inspection at GT, SCPS, and RVIPS✓ Railway Training at GT✓ Lockout/Tagout training at Pine✓ Sludge Sampling at Rio and Schmidt






Rio Vista Sludge Pile



Rio Vista Sludge Pile

Rio Vista
Sludge Pile and
Drying Bed



YOURSCVWATER.COM





Earl Schmidt Sludge Pile



Earl Schmidt Sludge Pile



Q4 Safety Metrics - Leading Indicators

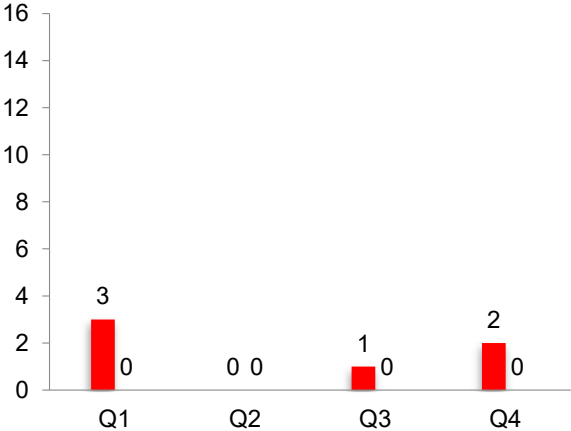
Leading Indicator	FY 21/22 Q4	FY 22/23 Q1	FY 22/23 Q2	FY 22/23 Q3	FY 22/23 Q4
Safety Meetings: Tailgates, Committee, Pre- Construction	65	61	64	65	65
Safety Inspections:	42	42	42	42	42
Management Participation: Safety Committee, Audits	6	6	5	5	5



Incident Data

FY 2022/23 - Q4
April 1, 2023 to June 30, 2023

■ Recordable Incidents
■ Reportable Incidents



Vehicle Safety Metrics

Indicator	FY 21/22 Q4	FY 22/23 Q1	FY 22/23 Q2	FY 22/23 Q3	FY 22/23 Q4
Vehicle related training sessions	9	13	13	14	8
Vehicle related incidents (injuries)	*6(1)	*5(0)	*5(0)	*4(0)	*3(0)

***ACTIONS TAKEN:**

Vehicle and driving safety tailgate meetings; discussed awareness and defensive driving with staff; assigned driving/safe backing/sharing the road courses in Vector Solutions.

Q4 Emergency Preparedness Activities

- Alert Media monthly testing
 - Evaluating Threat Intelligence for next contract
- LEPC- Region 1 meeting (2022/2023 Q2)
- City of Santa Clarita Emergency Preparedness Group
- Storm RPA Briefing
- ERP Revisions
- Emergency Action Plan Training - Summit Circle
- FEMA-Covid Disaster Grant Funding approved
 - June 5, 2023 Received \$40,900.00 - Disinfecting Facilities
 - Previously received \$34,380.50 - Personal Protective Equipment






Upcoming Safety and Emergency Trainings, Projects, and Activities



- Incident Management Team and Emergency Preparedness activities
- Continue emergency radio communication system installations in vehicles
- LEPC Region 1 – Q3
- Ongoing efforts to create a Best-in-Class safety culture for SCV staff:
 - Weekly safety tailgate and COVID meetings
 - Monthly Safety Committee meetings with Supervisors
 - Monthly inspections at all locations
 - Open communication and collaboration with all sections
- Incorporate Ammonia RMP revisions from re-validation assessment
- Update Safety Manual and Injury and Illness Prevention Plan
- Updating SPCC plans for sites with aboveground petroleum storage >1,320-gallons
- Special Safety Trainings/Events in 2023:
 - July – Heavy Equipment and Spotter Safety training
 - August – Heavy Equipment and Spotter Safety Training; Forklift Train-the-Trainer
 - September – Fire Extinguisher/Fire Safety





THANK YOU



[This page intentionally left blank.]



COMMITTEE MEMORANDUM

DATE: July 26, 2023

TO: Engineering and Operations Committee

FROM: Matthew S. Dickens, MPA *MAD*
Sustainability Manager

SUBJECT: Recommend Adopting a Resolution Making the Required Findings and Authorizing and Approving the General Manager to Execute the Energy Services Agreement with Pacifico Power, LLC as well as the Services Order with Stem US Operations, Inc., For Battery Construction and Operations and Maintenance Support at the Rio Vista Water Treatment Plant

SUMMARY

In 2021, the Santa Clarita Valley Water Agency (SCV Water) Board of Directors approved Self Generation Incentive Project (SGIP) applications for solar and battery deployment at the Earl Schmidt Filtration Plant (ESFP) and battery deployment at its Rio Vista Water Treatment Plant (RVWTP). While the SGIP project at ESFP was determined not to be cost effective, staff, with consultant support, continued project development for battery installation at RVWTP. Utilizing provisions outlined in California Government Code 4217, further described in the Discussion section below, SCV Water and its consultant TerreVerde Energy (TVE), procured proposals from three (3) battery project providers. The proposal provided by Pacifico Power & STEM will construct a 500 kW battery at RVTWP, includes resiliency options, and operational support over the 15-year useful life of the asset. The estimated project cost is \$2,953,223 and would be offset by the SGIP incentive of \$1,030,200 and is eligible for up to 30% Investment Tax Credits (ITC) via the Inflation Reduction Act (IRA). The financial proforma over the useful life of the asset estimates between \$650,000-\$1,000,000 in positive revenues resulting from demand reduction programs and other incentives. The SGIP project was included in the FY 24/25 biennial budget. Staff recommends the Engineering & Operations (E&O) committee approves the project for Board consideration.

DISCUSSION

To promote existing, new, and emerging distributed energy resources, the California Public Utility Commission developed the SGIP. The SGIP program, administered by both electric and natural gas utilities, provides incentives to offset costs associated with distributed energy sources including, but not limited to, solar, wind, and battery (energy storage) projects. In 2020 and 2021, SCV Water staff and TVE conducted a feasibility study of the SCV Water's appurtenances to identify projects best suited for SGIP incentives. Staff determined that solar and battery development at ESFP and battery deployment at RVWTP best matched the criterion used in the analysis. In 2022, the SCV Water Board of Directors approved SGIP application for the two projects. Both project applications were accepted by the SGIP program. However, as noted below, the solar and battery project at ESFP was deemed to be neither technically feasible nor cost effective; SCV Water has requested a refund of the deposit required for SGIP funding for the ESFP project.

California Government Code sections 4217.10 to 4217.18 allow public agencies (including water agencies) to enter into energy services contracts, which include energy services contracts for the design and installation of battery energy storage projects, without using a formal competitive bid process. In August of 2022, SCV Water issued a request for proposals (RFP) with the help of TVE to obtain proposals for the design, supply, installation, operation, and maintenance of solar photovoltaic and battery energy storage across two Agency sites. After there were no formal responses to the RFP, the Agency narrowed the scope to focus on the battery energy storage systems. TVE then obtained competitive proposals for the design, supply, installation, operation, and maintenance of battery energy storage systems from multiple contractors. The new scope included construction of a 500 kW battery system with resiliency capabilities (~4.94 hours), , interconnection, energy management system, and operating expenses. Figure 1 notes the proposed location for the battery project at RVWTP. California Government Code section 4217.12 allows SCV Water to select the proposal that is in SCV Water's best interests.



Figure 1- SCV Water - RVWTP Proposed BESS Location

Following the review of submitted proposals, additional due diligence, and reference checks, Pacifico Power, LLC is being recommended as the selected contractor to design, supply and install a battery energy storage system at RVWTP. Pacifico Power, LLC's partner on the project, Stem US Operations, Inc., is being recommended as the selected vendor to provide operations and maintenance services for the battery energy storage system.

Prior to approving the Energy Services Agreement with Pacifico Power, LLC and the Services Order for operations and maintenance services with Stem US Operations, Inc., the SCV Water's Board must fulfill two requirements under Government Code section 4217.12:

- 1) Hold a regularly scheduled public hearing on the Energy Services Agreement and Services Order, public notice of which must be given at least two weeks prior to the public hearing. The notice of the public hearing will be posted on Tuesday, August 1, 2023 (See Attachments).
- 2) Find that the anticipated cost to SCV Water for thermal or electrical energy or conservation services provided by the Project under the Energy Services Agreement and Services Order will be less than the anticipated marginal cost to SCV Water of thermal, electrical, or other energy that would have been consumed by SCV Water in the absence of those purchases. Based on the Cash Savings Pro Forma that TerraVerde has provided SCV Water (included in Board Resolution included in Attachments), there is support for this finding.

CALIFORNIA ENVIRONMENTAL QUALITY ACT (CEQA) CONSIDERATIONS

Based on the scope of the work, the Project, aka the whole of the action, is found to be exempt under the provisions of CEQA and the State CEQA Guidelines Categorical Exemption Sections 15303 – New Construction or Conversion of Small Structures and 15311 – Accessory Structures.

Staff has prepared the Notice of Exemption and will process the document once the Project is approved.

STRATEGIC PLAN NEXUS

Strategy B.6 Plan and prepare for catastrophic emergencies.

B.6.5 – Develop emergency power strategy to assure ability to respond to short-term and long-term power supply outages at key facilities.

Strategy C.6 Actively manage natural resource use.

C.6.2 Evaluate SCV Water's solar power contract and options to optimize the cost and value to SCV Water.

C.6.4 Assess the carbon footprint of SCV Water

C.6.5 Develop/implement appropriate emissions reductions.

FINANCIAL CONSIDERATIONS

In its biennial budget, SCV Water planned and prepared for construction and operational costs of the SGIP project. Table 1 notes the Estimated Project Cost, TVE fees, estimated SGIP incentives and IRA ITC benefits, and additional recurring net benefits estimates from demand reduction programs and utility bill savings over the useful life of the asset.

Component	Estimated Costs	Estimated Incentives/Benefits
Project (EPC)	\$(2,557,968.00)	
Utility Upgrades	\$(100,000.00)	
Agency Review	\$(75,000.00)	
TVE Fees	\$(220,255.00)	
Agency Costs	\$(2,953,223.00)	
SGIP		\$1,030,200.00
IRA ITC (30% EPC + Utility Upgrades)		\$642,860.00
Non-Recurring Incentives/Benefits Total		\$1,673,060.00
Sub-Total Cost (Agency Costs – Non-Recurring Benefits)	\$(1,280,163.00)	
Recurring Benefits (15 Yr.)		\$2,100,172.00
Useful Life Proforma	\$820,009.00	

Note: The SGIP Incentives are distributed over the first 5 years following commissioning of the project.

RECOMMENDATION

That the Engineering and Operations Committee recommends that the Board of Directors: (1) hold a public hearing; and (2) adopt a Resolution making the required findings and authorizing and approving the General Manager to execute the Energy Services Agreement with Pacifico Power, LLC as well as the Services Order with Stem US Operations, Inc., and authorizing the execution and delivery of other documents and other actions required in connection therewith.

Attachments:

Draft Resolution

Draft Notice of Public Hearing

PUBLIC NOTICE

NOTICE IS HEREBY GIVEN that on August 15, 2023, or as soon thereafter as practicable, at a regularly scheduled public meeting of the Board of Directors (“Board”) of Santa Clarita Valley Water Agency (“Agency”), which will be held at 27234 Bouquet Canyon Road, Santa Clarita, CA 91350, the Board will consider entering into an Energy Services Agreement (“Installation Agreement”) with Pacifico Power, LLC for the installation of a battery energy storage system, and a Services Order (“O&M Agreement”) with Stem US Operations, Inc. for the operation and maintenance of same battery energy storage system. At said meeting, the Board will hold a public hearing on and consider a resolution to adopt findings required by Government Code section 4217.12 regarding anticipated energy cost savings and other benefits the Agency may receive if the Board decides to enter into the Installation Agreement and the O&M Agreement. The resolution, agreement and supporting documents will be included with the Board’s regular public agenda for the August 15, 2023 meeting.

<OFFICIAL>, <TITLE>

Santa Clarita Valley Water Agency

[This page intentionally left blank.]

RESOLUTION NO. SCV-XXX

**A RESOLUTION OF THE BOARD OF DIRECTORS OF
THE SANTA CLARITA VALLEY WATER AGENCY
RESOLUTION MAKING FINDINGS ON ENERGY SAVINGS
AND DETERMINING OTHER MATTERS IN CONNECTION WITH
AN ENERGY SERVICES AGREEMENT AND SERVICES ORDER**

WHEREAS, it is the policy of the State of California and the intent of the State Legislature to promote all feasible means of energy conservation and all feasible uses of alternative energy supply sources; and

WHEREAS, Santa Clarita Valley Water Agency (SCV Water, Agency) desires to reduce the steadily rising costs of meeting the energy needs at its facilities; and

WHEREAS, in 2021, SCV Water purchased its 4.5 MW solar arrays located at the Rio Vista Water Treatment Plant; and

WHEREAS, the California Public Utilities Commission offers incentives to support existing, new, and emerging distributed energy sources via its Self-Generation Incentive Program (SGIP), of which this project is eligible; and

WHEREAS, in 2022, the US Congress approved the Inflation Reduction Act (IRA) that enables public agencies to receive Investment Tax Credits (ITC), for which this project is eligible; and

WHEREAS, in 2022, the SCV Water Board of Directors approved application for and incentive reservation deposits for the SGIP program; and

WHEREAS, while the Agency applied for solar and battery development at the Earl Schmidt Filtration Plant (ESFP) and battery deployment at the Rio Vista Water Treatment Plant (RVWTP), further analysis determined the ESFP project was not technically feasible where the RVWTP project is; and

WHEREAS, TerraVerde Energy, LLC (TerraVerde), conducted a proforma analysis with showing the benefits of implementing the installation of the battery energy storage facility at RVWTP estimated a positive net financial benefit over the useful life of the battery; and

WHEREAS, the Analysis includes data showing that the anticipated cost to the Agency for the electrical energy provided by the Project will be less than the anticipated cost to the Agency of electrical energy that would have been consumed by the Agency in the absence of such measures; and

WHEREAS, the site where the battery facility project (Project) will be located at RVWTP; and

WHEREAS, in 2023, the SCV Water Board of Directors adopted a Sustainability Plan that prioritizes enhanced operational redundancy, reliability, resiliency, energy efficiency, and greenhouse gas emissions reductions, of which this project will support; and

WHEREAS, Government Code section 4217.12(a)(1) authorizes a public agency to enter into an energy service contract with respect to an energy conservation facility on terms that the public agency's governing board determines are in the best interests of the public agency and if the governing board finds that the anticipated cost to the public agency for the energy provided

by the energy conservation facility under the energy contract will be less than the anticipated marginal cost to the Agency of thermal, electrical or other energy that would have been consumed by the Agency in the absence of those purchases; and

WHEREAS, the Agency proposes to enter into an energy services agreement and related contract documents (“Energy Services Agreement”) with Pacifico Power, LLC (“Installation Company”), pursuant to which Installation Company will design, construct and install on Agency property certain energy saving improvements consisting of a battery energy storage facility and arrange with the local utility for interconnection of the facilities, which will generate energy savings for the site on which the facility is located; and

WHEREAS, the Agency proposes to enter into an operation and maintenance services order and related contract documents (“O&M Agreement”) with Stem US Operations, Inc. (“O&M Company”), pursuant to which O&M Company will operate and maintain on Agency property certain energy saving improvements consisting of a battery energy storage facility; and

WHEREAS, the Board proposes to enter into the Energy Services Agreement and O&M Agreement substantially in the form presented at this meeting, subject to such changes, insertions or omissions as the Agency’s designee reasonably deems necessary following the Board’s adoption of this Resolution; and

WHEREAS, pursuant to Government Code section 4217.12, this Board has held a public hearing, public notice of which was given at least two weeks in advance, to receive public comment; and

WHEREAS, the Agency’s proposed approval of the Energy Services Agreement is a “Project” for purposes of the California Environmental Quality Act (“CEQA”); and

WHEREAS, the Guidelines for CEQA, California Code of Regulations Title 14, Chapter 13 (“State CEQA Guidelines”), exempt certain projects from further CEQA evaluation, including the following: (1) projects consisting of the new construction or conversion of small structures (“Class 3 Exemption”; Cal. Code Regs., tit. 14, § 15303); (2) projects consisting of the construction or placement of minor accessory structures to existing facilities (“Class 11 Exemption”; Cal. Code Regs., tit. 14, § 15311), and the Project is categorically exempt under one or more of such exemptions; and

WHEREAS, the Project does not involve any of the following and so are eligible for a categorical exemption as described above under State CEQA Guidelines section 15300.2:

- (a) the cumulative impact of successive projects of the same type in the same place, which over time are significant;
- (b) an activity where there is a reasonable possibility that the activity will have a significant effect on the environment due to unusual circumstances;
- (c) a project which may result in damage to scenic resources, including but not limited to, trees, historic buildings, rock outcroppings, or similar resources, within a highway officially designated as a state scenic highway;

(d) a hazardous waste site which is included on any list compiled pursuant to Section 65962.5 of the Government Code; and

(e) a project which may cause a substantial adverse change in the significance of a historical resource; and

* * * * *

NOW, THEREFORE, based upon the above-referenced recitals, the Board hereby finds, determines and orders as follows:

1. The above recitals are true and correct.
2. The terms of the Energy Services Agreement and O&M Agreement in the form presented to this meeting are in the best interests of the Agency.
3. In accordance with Government Code section 4217.12, and based on data provided by the Analysis, the Board finds that the anticipated cost to the Agency for electrical energy provided by the Project will be less than the anticipated cost to the Agency of electrical energy that would have been consumed by the Agency in the absence of the Project.
4. The Board hereby approves the Energy Services Agreement and O&M Agreement, in accordance with Government Code section 4217.12.
5. The Agency's designee is hereby authorized and directed to negotiate any further changes, insertions, and omissions to the Energy Services Agreement and O&M Agreement as they reasonably deem necessary, and thereafter to execute and deliver the Energy Services Agreement and O&M Agreement following the Board's adoption of this Resolution. The Agency's designee is further authorized and directed to execute and deliver any and all papers, instruments, opinions, certificates, affidavits and other documents and to do or cause to be done any and all other acts and things necessary or proper for carrying out this resolution and said agreements.
6. The Project hereby found to be exempt from the requirements of CEQA pursuant to the Class 3, and Class 11 Exemptions, as described above.
7. Agency staff are hereby authorized and directed to file and process a Notice of CEQA Exemption for the Project in accordance with CEQA and the State CEQA Guidelines, and the findings set forth in this resolution.

The foregoing Resolution was adopted at a meeting of the Governing Board of the Santa Clarita Valley Water Agency on August 15, 2023 by the following vote:

[This page intentionally left blank.]



COMMITTEE MEMORANDUM

DATE: July 11, 2023

TO: Engineering and Operations Committee

FROM: Keith Abercrombie *KA*
Chief Operating Officer

SUBJECT: Recommend Approval to Replace Approximately 711 feet of Pipeline and Associated Appurtenances in Begonias Lane

SUMMARY

In order to maintain a high level of service, high quality of water, meet existing water demands and fire flow requirements, staff identifies known areas for water infrastructure improvements. Begonias Lane in Canyon Country has been identified as one of these areas. Staff is proposing to replace approximately 711 feet of 12" steel pipeline with 12" Ductile Iron Pipe (DIP) along with associated appurtenances at a cost of \$400,000.

DISCUSSION

Staff identified Begonias Lane as a location that needed water infrastructure improvements. Currently a 12" steel mainline, installed in 1983 provides a connecting loop to serve a lower pressure zone and ensures sufficient capacity to meet fire flow requirements. We have experienced numerous leaks in the last few years. Currently the pipeline is out of service and cannot be placed back into service until it is replaced. Therefore, staff is proposing to replace approximately 711 feet of 12" steel pipeline with 12" ductile iron pipe and associated appurtenances.

Design drawings have already been prepared and staff is working to obtain the appropriate easements. SCV Water crews will be responsible for completing this project except for the driveway approaches and asphalt restoration. The current estimate for the surface restoration work is approximately \$91,000, therefore a formal request for proposal will be required. Staff will fully comply with the purchasing policy once the project is ready for the surface restoration work to be completed. The total project cost is estimated to be \$400,000 with internal labor and equipment comprising approximately 18% of the estimated cost.

According to Section 15282(k) of the California Environmental Quality Act, the installation of new pipelines as set forth in Section 21080.21 of the Public Resources Code is considered statutorily exempt as long as the project does not exceed one mile in length. Therefore, a Notice of Exemption for CEQA under Section 15282(k) will be filed for this project.

STRATEGIC PLAN NEXUS

This project supports Santa Clarita Valley Water Agency's Strategic Plan B.2.1 – Update and carry out capital projects related to water system reliability and sustainability and B.5.1 – Maintain all facilities and appurtenances in a consistent fashion to achieve operational efficiency.

FINANCIAL CONSIDERATIONS

Funds for this project are included in the Pipeline and Pipeline Improvements Pay Go FY 2023/24 Capital Pipeline Improvement Budget in the amount of \$400,000.

RECOMMENDATION

That the Engineering and Operations Committee recommends that the Board of Directors authorize the General Manager to direct staff to complete this project in an amount not to exceed \$400,000.

MBS



August 3, 2023

Begonias Lane Pipeline Replacement

Engineering and Operations
Committee Meeting

Begonias Lane Location

- East End of the Valley, between Poppy Meadow Street and Abelia Road
- Pinetree Zone 1



Begonias Lane Pipeline Information

- Current
 - Spiral wrapped steel
 - Installed in 1983
 - 12” loop provides service and required fire flow to lower Abelia Rd
 - Numerous leaks in pipe, January 2022, May 2022, and June 2023
- Planned
 - Replace with 12” ductile iron pipe
 - Replace service lateral with 1” municipex



Existing Pipeline Pictures



Above is a repair attempt in June 2023



Existing steel pipe removed



CEQA Exempt

- According to Section 15282(k) of the California Environmental Quality Act, the installation of new pipelines as set forth in Section 21080.21 of the Public Resources Code is considered statutorily exempt as long as the project does not exceed one mile in length. Therefore, a Notice of Exemption for CEQA under Section 15282(k) will be filed for this project.



Financial Considerations

- Funds for this project are included in the Pipeline and Pipeline Improvements CIP Pay Go FY23/24
- Budget in the amount of \$400,000.



Recommendation

That the Engineering and Operations Committee recommends that the Board of Directors:

- Authorize the General Manager to direct staff to complete this project in an amount not to exceed \$400,000.



[This page intentionally left blank.]



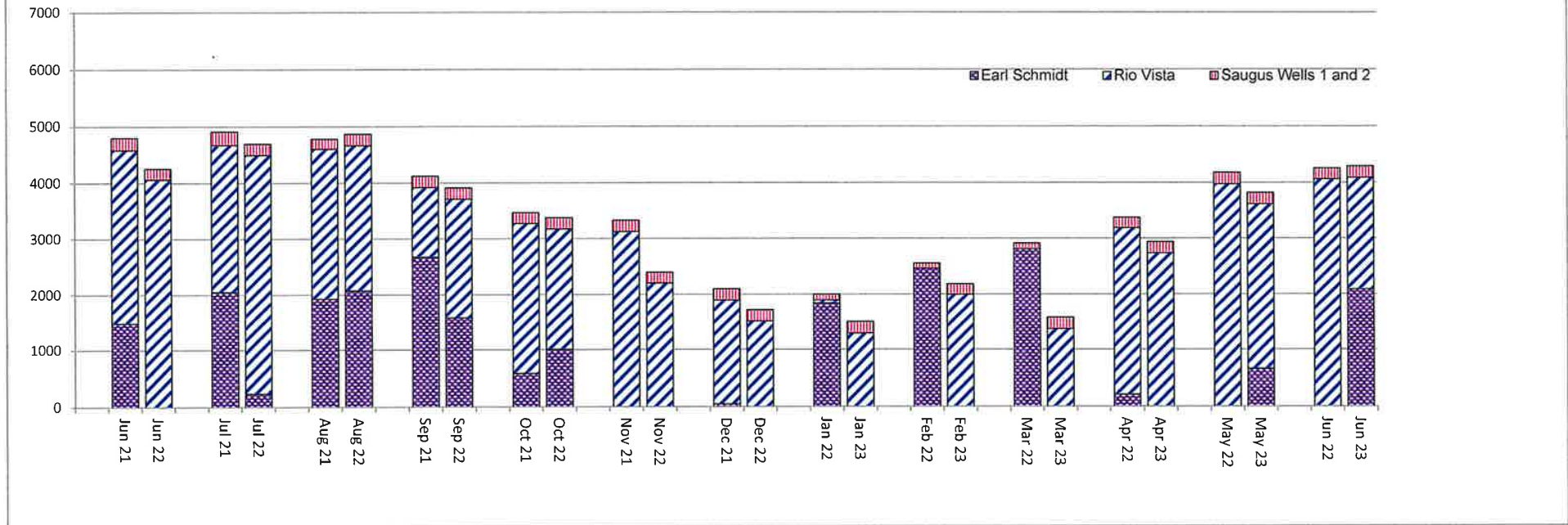
Monthly Operations & Production Report

June 2023

[This page intentionally left blank.]

SANTA CLARITA VALLEY WATER AGENCY
June 2023 Regional Operations Report

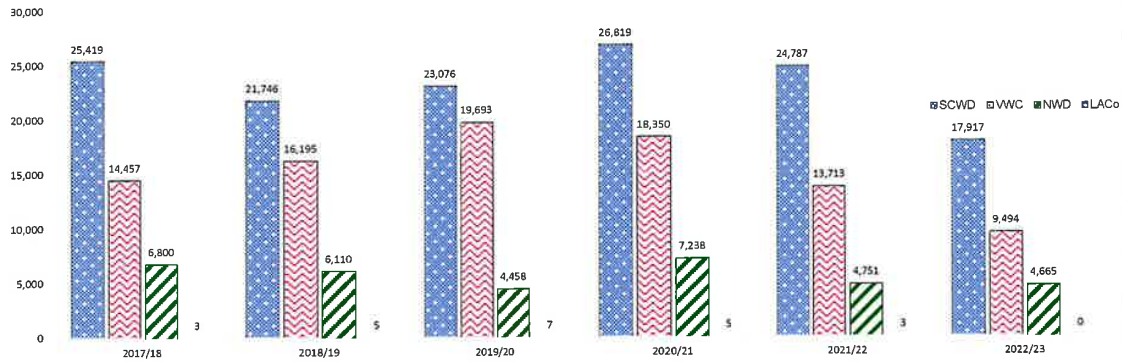
Water Supply (acre-feet)



Source	Jun-22	Jul-22	Aug-22	Sep-22	Oct-22	Nov-22	Dec-22	Jan-23	Feb-23	Mar-23	Apr-23	May-23	Jun-23	Total
Earl Schmidt	0	234	2068	1576	874	0	0	0	0	0	1	661	2084	12067
Rio Vista	4064	4257	2595	2140	2167	2200	1513	1291	1994	1368	2735	2955	2005	38291
Saugus 1 and 2	191	203	205	196	204	196	204	204	186	207	198	204	198	3286
Total	4255	4694	4868	3912	3245	2396	1717	1495	2180	1575	2934	3820	4287	28828
Total Sold	4279	4759	4720	3685	3290	2339	1721	1383	2079	1470	2873	3757	4199	55780.81
RWTP Use/Storage	33.15	83.45	32.6	25.22	42.63	33.74	21.04	16.55	-19.31	51.13	-13.78	6.44	-12.01	341.02
Total Use	4312.15	4842.45	4752.6	3710.22	3332.63	2372.74	1742.04	1399.55	2059.69	1521.13	2859.22	3763.3	4186.94	36217.22
Water Loss	1.34%	3.16%	-2.37%	-5.16%	2.70%	-0.97%	1.46%	-6.38%	-5.52%	-3.42%	-2.54%	-1.48%	-2.33%	0.89%
Recycled Water	Jun-22	Jul-22	Aug-22	Sep-22	Oct-22	Nov-22	Dec-22	Jan-23	Feb-23	Mar-23	Apr-23	May-23	Jun-23	Total
Valencia	56	43	49	46	38	36	10	0.9	0.3	5.6	0.2	17.9	33	397.9

* Water loss includes water usage at Rio Vista Water Treatment Plant facilities and system storage.

HISTORICAL FY Production 2017-2023



HISTORICAL FY PRODUCTION 2016-2022

2017/18	Jul	Aug	Sep	Oct	Nov	Dec	Jan	Feb	Mar	Apr	May	Jun	Total
SCWD	3,085	3,035	2,589	2,462	1,922	1,955	1,578	1,580	969	1,905	2,076	2,264	25,419
VWC	2,089	1,723	1,184	1,260	966	969	853	676	619	1,160	1,336	1,622	14,457
NCWD	785	856	845	801	640	556	253	275	157	349	473	808	6,800
LACo	0	0	0	0	0	0	0	1	0	0	1	0	3
Total	5,958	5,615	4,619	4,522	3,528	3,481	2,684	2,532	1,746	3,414	3,885	4,695	46,680
Cum. FYTD	5,958	11,573	16,192	20,714	24,242	27,723	30,407	32,939	34,685	38,099	41,984	46,680	
2018/19	Jul	Aug	Sep	Oct	Nov	Dec	Jan	Feb	Mar	Apr	May	Jun	Total
SCWD	2,694	2,816	2,535	2,174	1,882	1,274	1,110	493	1,177	1,770	1,632	2,189	21,746
VWD	1,921	2,026	1,743	1,300	1,084	459	513	232	1,205	1,819	1,701	2,193	16,195
NWD	1,023	1,012	891	537	382	214	181	76	352	428	422	603	6,110
LACo	1	0	0	1	0	0	1	1	1	0	0	0	5
Total	5,639	5,855	5,160	4,011	3,349	1,947	1,805	802	2,735	4,016	3,754	4,985	44,057
Cum. FYTD	5,639	11,494	16,654	20,665	24,014	25,961	27,766	28,567	31,302	35,318	39,072	44,057	
2019/20	Jul	Aug	Sep	Oct	Nov	Dec	Jan	Feb	Mar	Apr	May	Jun	Total
SCWD	2,610	2,743	2,475	2,310	1,845	980	1,207	1,416	1,212	1,368	2,358	2,552	23,076
VWD	2,491	2,518	2,348	2,145	1,526	604	957	762	919	1,066	2,171	2,186	19,693
NWD	721	518	492	422	280	130	188	232	177	226	475	597	4,458
LACo	2	0	0	1	1	1	1	0	0	0	0	0	7
Total	5,823	5,779	5,316	4,879	3,651	1,715	2,353	2,411	2,309	2,660	5,004	5,336	47,234
Cum. FYTD	5,823	11,602	16,918	21,796	25,448	27,162	29,515	31,926	34,235	36,894	41,898	47,234	
2020/21	Jul	Aug	Sep	Oct	Nov	Dec	Jan	Feb	Mar	Apr	May	Jun	Total
SCWD	2,849	3,117	2,792	2,470	1,907	1,907	1,548	1,423	1,590	2,080	2,428	2,709	26,819
VWD	2,316	2,257	2,115	1,915	1,653	1,324	804	892	962	1,233	1,383	1,395	18,350
NWD	882	999	863	584	490	375	313	347	318	573	689	705	7,238
LACo	0	0	0	0	0	0	0	0	0	0	0	0	5
Total	6,048	6,373	5,870	4,970	4,050	3,605	2,766	2,662	2,871	3,887	4,500	4,809	52,413
Cum. FYTD	6,048	12,422	18,292	23,262	27,312	30,918	33,683	36,346	39,216	43,103	47,603	52,413	
2021/22	Jul	Aug	Sep	Oct	Nov	Dec	Jan	Feb	Mar	Apr	May	Jun	Total
SCWD	2,950	2,924	2,593	2,053	1,941	1,255	1,331	1,547	1,800	1,865	2,217	2,311	24,787
VWD	1,381	1,439	1,386	1,172	1,158	690	634	799	994	1,040	1,540	1,489	13,713
NWD	700	705	581	358	291	167	140	247	292	338	453	480	4,751
LACo	1	1	0	0	0	0	0	0	0	0	0	0	3
Total	5,030	5,070	4,559	3,585	3,390	2,113	2,106	2,593	3,075	3,243	4,210	4,279	43,253
Cum. FYTD	5,030	10,100	14,660	18,244	21,634	23,747	25,852	28,445	31,521	34,764	38,974	43,253	
2022/23	Jul	Aug	Sep	Oct	Nov	Dec	Jan	Feb	Mar	Apr	May	Jun	Total
SCWD	2,536	2,603	2,202	2,047	1,398	1,039	850	1,129	799	1,494	1,820	0	17,917
VWD	1,664	1,667	1,119	818	580	399	263	506	307	841	1,330	0	9,494
NWD	558	451	364	425	360	284	270	444	364	538	607	0	4,665
LACo	0	0	0	0	0	0	0	0	0	0	0	0	0
Total	4,759	4,720	3,685	3,290	2,339	1,721	1,383	2,079	1,470	2,873	3,757	0	32,077
Cum. FYTD	4,759	9,479	13,164	16,455	18,793	20,515	21,897	23,976	25,446	28,320	32,077	32,077	

*Total does not include recycled water.

Santa Clarita Valley Water Agency
Summary of Annual Precipitation
October 1st through September 30th
(Total in Inches)

	2001-02	2002-03	2003-04	2004-05	2005-06	2006-07	2007-08	2008-09	2009-10	2010-11	2011-12
October	0.22	0.00	1.10	4.79	1.91	0.42	0.25	0.09	4.04	1.34	1.97
November	3.18	3.01	0.63	0.64	0.59	0.05	0.50	1.78	0.08	1.87	2.50
December	1.30	5.85	2.57	8.54	0.14	0.83	2.67	3.01	4.28	11.97	1.19
January	1.55	0.00	0.65	17.06	3.27	1.66	17.54	0.69	9.13	0.96	1.23
February	0.51	9.03	8.07	16.69	3.78	1.38	1.82	6.78	4.96	5.36	0.13
March	0.38	2.38	0.37	2.70	5.68	0.17	0.10	1.18	0.69	8.86	4.99
April	0.05	2.35	0.20	1.42	4.22	0.71	0.07	0.07	2.40	0.12	4.02
May	0.12	1.70	0.00	0.45	0.99	0.00	0.17	0.01	0.07	0.74	0.01
June	0.01	0.00	0.00	0.00	0.00	0.00	0.00	0.03	0.00	0.04	0.00
July	0.00	0.02	0.00	0.00	0.00	0.04	0.00	0.00	0.00	0.01	0.00
August	0.00	0.00	0.00	0.09	0.00	0.00	0.00	0.00	0.00	0.00	0.01
September	0.02	0.00	0.00	0.17	0.00	1.32	0.00	0.00	0.00	0.00	0.02
TOTAL	7.34	24.34	13.59	52.55	20.58	6.58	23.12	13.64	25.65	31.27	16.07
	2012-13	2013-14	2014-15	2015-16	2016-17	2017-18	2018-19	2019-20	2020-21	2021-22	2022-23
October	0.15	0.11	0.32	0.17	0.43	0.00	0.52	0.01	0.04	1.22	0.08
November	2.20	1.41	0.64	0.21	1.49	0.06	1.87	2.61	0.14	0.04	1.89
December	1.54	0.37	6.16	0.49	3.44	0.01	2.77	5.12	1.40	13.86	6.02
January	1.94	0.06	1.44	6.07	10.30	3.18	8.08	0.54	2.08	0.40	10.20
February	0.42	5.26	0.74	0.69	8.98	0.35	8.56	0.12	0.03	0.00	8.82
March	1.21	1.64	1.09	2.75	0.33	7.50	4.15	5.81	0.84	1.96	6.73
April	0.00	0.31	0.16	0.37	0.09	0.02	0.09	4.45	0.01	0.12	0.00
May	0.74	0.00	0.66	0.09	0.26	0.01	1.60	0.16	0.00	0.00	0.67
June	0.00	0.00	0.01	0.01	0.00	0.00	0.01	0.01	0.00	0.00	0.00
July	0.08	0.02	0.87	0.00	0.01	0.00	0.00	0.00	0.00	0.00	0.00
August	0.00	0.05	0.00	0.02	0.07	0.00	0.00	0.00	0.03	0.00	0.00
September	0.00	0.00	0.78	0.00	0.13	0.02	0.03	0.01	0.00	0.12	0.00
TOTAL	8.28	9.23	12.87	10.87	25.53	11.15	27.68	18.84	4.57	17.72	34.41

Data Source: 2000 - February 2022 SCV Water's Pine Street office; March 2022 onward L.A. County Department of Public Works Newhall - Soledad Canyon Rain Gauge

SANTA CLARITA VALLEY WATER AGENCY
WATER PRODUCTION 2023 (ACRE-FEET)

GROUNDWATER - ALLUVIUM	JAN	FEB	MAR	APR	MAY	JUN	JUL	AUG	SEP	OCT	NOV	DEC	TOTAL
C1	19	1	0	0	1	13							35
C2	8	3	0	0	1	7							18
C7	25	9	0	0	2	20							56
CLARK	0	0	0	0	0	0							0
D	0	0	0	0	0	0							0
E15	54	26	9	8	31	11							139
E17	52	37	19	7	22	8							144
GUIDA	32	18	7	11	24	15							107
HONBY	0	0	0	0	0	0							0
LOST CANYON NO.2	0	0	0	0	0	0							0
LOST CANYON NO.2A	19	18	10	21	37	43							148
MITCHELL 5B	0	0	0	1	0	0							2
N	117	108	124	123	109	94							674
N7	235	139	132	158	165	203							1033
N8	76	127	174	162	157	71							768
NORTH OAKS CENTRAL	0	0	0	0	0	0							1
NORTH OAKS EAST	0	0	0	0	0	0							0
NORTH OAKS WEST	0	0	0	0	0	0							0
P1	0	0	0	0	0	0							0
P3	0	0	0	0	0	0							0
P4	0	0	0	0	0	0							0
P5	0	0	0	0	0	0							0
Q2	0	0	0	0	0	18							18
S6	0	0	0	0	0	0							0
S7	0	0	0	0	0	0							0
S8	0	0	0	0	0	1							2
SAND CANYON	17	15	9	23	36	42							142
SANTA CLARA	0	0	0	0	0	0							0
SIERRA	59	34	19	16	11	0							138
T7	0	0	0	0	0	0							0
U4	0	0	0	0	0	0							0
U6	0	0	0	0	0	0							0
VALLEY CENTER	72	111	133	129	133	132							711
W9	9	14	3	6	25	23							80
W10	34	32	5	12	49	20							152
W11	37	6	4	5	25	21							99
	865	698	649	682	827	744	0	0	0	0	0	0	4466
GROUNDWATER - SAUGUS													
159	0	0	0	1	1	15							16
160 - DOM	0	0	1	0	1	0							2
160 - VGC (not included in % by Source)	3	9	2	28	38	44							124
201	0	0	0	0	0	0							0
205	0	0	0	0	0	0							0
206	7	54	26	102	44	8							241
207	36	41	21	67	37	21							223
N12	0	0	0	0	0	0							0
N13	123	89	57	79	95	97							540
SAUGUS 1	102	93	104	99	102	99							599
SAUGUS 2	102	93	103	99	102	99							598
	373	378	314	475	419	385	0	0	0	0	0	0	2343
TOTAL GROUNDWATER	1238	1076	963	1157	1246	1129	0	0	0	0	0	0	6809

SANTA CLARITA VALLEY WATER AGENCY
WATER PRODUCTION 2023 (ACRE-FEET)

SURFACE WATER + SAUGUS 1 & SAUGUS 2	JAN	FEB	MAR	APR	MAY	JUN	JUL	AUG	SEP	OCT	NOV	DEC	TOTAL
N-1	27	76	81	123	144	110							560
N-2	70	91	59	114	146	152							633
N-3	99	161	146	217	212	298							1133
N-4	74	116	77	84	105	123							580
SC-1	89	103	69	133	148	159							700
SC-2	129	124	98	168	239	272							1031
SC-3	55	67	52	93	115	122							504
SC-4	71	103	36	193	303	358							1063
SC-5	51	90	61	120	145	163							631
SC-6	48	93	78	119	95	78							511
SC-7	72	115	96	162	176	145							766
SC-8	131	199	117	150	178	186							961
SC-9	136	114	108	161	196	239							952
SC-10	0	1	1	30	30	26							89
SC-11	0	0	0	0	0	0							0
SC-12	33	70	47	106	123	128							507
SC-13	37	50	35	59	73	88							341
V-1	53	89	80	167	212	252							853
V-2	42	129	31	195	174	190							760
V-4	2	35	16	80	123	112							368
V-5	69	101	62	152	241	376							999
V-6	49	66	49	102	127	39							432
V-7	29	88	69	133	214	238							771
V-8	3	0	0	12	240	346							601
	1366	2079	1470	2873	3757	4199	0	0	0	0	0	0	15745
Less Raw Water Input v. Output Correction							0	0	0	0	0	0	0
TOTAL SURFACE WATER - SAUGUS 1 & SAUGUS 2	1163	1894	1264	2675	3553	4000	0	0	0	0	0	0	14548
TOTAL PRODUCTION (GW + SURFACE WATER)	2401	2970	2227	3832	4800	5129	0	0	0	0	0	0	21358
% BY SOURCE													
GROUNDWATER	52%	36%	43%	30%	25%	21%							31%
SURFACE WATER	48%	64%	57%	70%	75%	79%							69%
Less Metered Non-System Groundwater to Waste	3.4	2.2	0.4	1.5	1.3	21.0							29.8
Total Net Water	2397	2968	2226	3831	4798	5108	0	0	0	0	0	0	21328
RAW WATER - SOURCE													
RWTP	1,291	1,994	1,368	2,735	2,955	2,005							12,348
ESFP	0	0	0	1	661	2,084							2,746
RECYCLED WATER													58
RWPS 1 - Based on customer billing month	0.9	0.3	5.6	0.2	17.9	33							
WHOLESALE - LA COUNTY WATERWORKS 36													
LA 1	0	0	0	0	0	0							0
LA 3	0	0	0	0	0	0							0
TOTAL	0	0	0	0	0	0	0	0	0	0	0	0	0

[This page intentionally left blank.]



HISTORICAL PRODUCTION
and
GROUNDWATER LEVEL GRAPHS
JUNE 2023

Historical Production and Groundwater level graphs are posted monthly on the SCV Water Website and the most recent data can be found at the link below;

- <https://www.yourscvwater.com/sites/default/files/SCVWA/your-water/plans-and-reports/well-water-levels/Well-Water-Production-and-Levels-June-2023.pdf>

- Groundwater level graphs for the 45 wells currently in operation show static water level depth below ground surface (bgs) from 1987 to the current month. Each well also has a second water level graph showing levels for the most recent five year period. Static Water Level refers to the level of water in a well under normal, non-pumping conditions. The graphs also show annual precipitation and historic high and low static water levels. Leading data gaps in the graphs indicate time frame before well became ACTIVE. Other gaps may appear during periods when water level soundings were not completed.

- The historical data tables show the production from each well in Acre-Feet from 1987 to present. Historical data labeled “NA” in the production table means that the particular well(s) were not in production at that time.

[This page intentionally left blank.]

**Santa Clarita Valley Water Agency
Capital Improvement Projects (CIP) Construction Status Report
As of July 15, 2023**

Project	Contractor	Original Contract Amount	Change Orders to Date	% Change Orders	Current Contract Amount	Scheduled Completion	Estimated % of Work Completed	Status
Vista Canyon (Phase 2B) Recycled Water Tanks	Pacific Tank and Construction, Inc.	\$3,906,870	\$390,585	9.99%	\$4,213,175.42	August 1, 2023	98%	Construction closeout is in progress.
Vista Canyon Recycled Water Main Extension (Phase 2B)	Ferreira Construction Co, Inc.	\$2,752,982	(\$ 44,494)	(1.6%)	\$2,708,488	August 31, 2023	100%	Construction closeout and review of outstanding change orders is in progress.
Magic Mountain Pipeline Phase 4	FivePoint / Toro Enterprises	\$3,084,725	\$212,288.56	6.9%	\$3,297,013.56	September 30, 2023	98%	Construction is in progress.
Magic Mountain Pipeline Phase 5	FivePoint / Toro Enterprises	\$3,269,979	\$0	0%	\$3,269,978.85	September 30, 2023	96%	Construction is in progress.
Magic Mountain Pipeline Phase 6A	FivePoint / Toro Enterprises	\$7,168,845	\$0	0%	\$7,168,844.85	September 30, 2023	92%	Construction is in progress.
Magic Mountain Pipeline Phase 6B	FivePoint / Leatherwood Construction	\$4,568,687	\$0	0%	\$4,568,687.07	September 30, 2023	99%	Construction is in progress.
Bridgeport Pocket Park	C.S. Legacy Construction, Inc.	\$373,147.60	\$0	0%	\$373,147.60	October 31, 2023	26%	Construction is in progress.
Santa Clara & Honby Wells PFAS Groundwater Treatment Improvements Site Construction	Pacific Hydrotech Corporation	\$8,486,950	\$0	0%	\$8,486,950	December 31, 2023	50%	Construction is in progress.
ESFP Washwater Return Improvements	Pacific Hydrotech Corporation	\$17,526,700	\$0	0%	\$17,526,700	December 31, 2023	71%	Construction is in progress.
Dickason Drive Water Line Improvements	J Vega Engineering, Inc.	\$1,909,511	\$0	0%	\$1,909,510.50	December 31, 2023	0%	Material submittals are in progress.

Project	Contractor	Original Contract Amount	Change Orders to Date	% Change Orders	Current Contract Amount	Scheduled Completion	Estimated % of Work Completed	Status
Saugus #3 & #4 Wells Construction (Replacement Wells)	Zim Industries, Inc.	\$12,751,494	\$0	0%	\$12,751,494	January 31, 2024	35%	Construction is in progress.
Pitchess Pipeline Modifications	Los Angeles County Metropolitan Transportation Authority	\$159,000	\$0	0%	\$159,000	May 1, 2024	0%	Pipeline modifications scheduled to start February 2024.
Deane Pump Station at Skyline Ranch (Cost Share)	Pacific Hydrotech Corporation	\$381,645 (SCV Water Fair Share)	\$4,192	1.1%	\$381,645	August 20, 2024	10%	Material submittals are in progress.
Deane Tank at Skyline Ranch (Cost Share)	Pacific Hydrotech Corporation	\$3,123,943 (SCV Water Fair Share)	\$3,325	0.11%	\$3,123,943	August 20, 2024	20%	Material submittals are nearly complete. Contractor poured concrete foundation on July 13, 2023.
Well 201 VOC Treatment Improvements	Pacific Hydrotech Corporation	\$7,726,700	\$0	0%	\$7,726,700	February 1, 2025	5%	Material submittals are in progress.
Deane Pump Station at Sand Canyon Plaza (Cost Share)	Pacific Hydrotech Corporation	\$1,969,954 (SCV Water Fair Share)	\$0	0%	\$1,969,954	July 1, 2024	0%	Construction to start in August 2023

**Santa Clarita Valley Water Agency
Engineering Services Section
Third Party Funded Agreements Quarterly Report
As of July 15, 2023**

**ITEM NO.
8**

Project	Third Party Funding Source	Planning, Design, Construction	Contractor/Consultant	Construction Amount	SCV Water Deposit Amount	Status
Active Agreements:						
27510 The Old Road	In-N-Out Burger	Construction	TBD	\$322	\$322	Pending Notice of Completion.
31905 Castaic Road	Valley Paradise CBAS	Construction	GRP Contractor	\$30,000	\$8,000	Construction is in progress.
Aidlin Tract 52796 – Pipeline	Lennar Homes	Planning	Jensen (Planning)	TBD	\$65,000	Project restarted by Developer. Revised Planning Study is in progress. 3rd pipeline plan review is complete.
Aidlin Tract 52796 – Pump Station	Lennar Homes	Planning	Jensen (Planning)	TBD	\$97,000	Project restarted by Developer. 30% plan review is complete.
Aidlin Tract 52796 – Tanks	Lennar Homes	Planning	Jensen (Planning)	TBD	\$156,000	Project restarted by Developer. 60% plan review is complete.
Bouquet Canyon (Tract 82126)	Integral Partners Funding, LLC	Design	Civiltec	TBD	\$56,000	Plan check is in progress.
Bridge to Home	Intertex	Construction	SCEI	\$146,745	\$20,300	Ready for Notice of Completion.
Carson Curtis Ranch Storage	Carson Curtis Ranch Storage LLC	Plan check	Stetson Engineers	TBD	\$3,000	Plan check is on hold.
Castaic RV Storage	RCMI A/A/F	Design	SCVWA	TBD	\$21,000	90% design is complete.
Cedar Brook Estates	Forza Construction	Design	Sikand Engineering	TBD	TBD	Issued Not to Serve letter. Developer will use well water.
Central Park Build Out	City of Santa Clarita	Plan Check/Inspection	Urban Habitat	\$499,700	\$10,000	Project is in construction.
Centre Pointe Self-Storage	Salazar Construction	Plan check/Inspection	JT Engineering	\$115,000	\$12,000	Construction is in progress to issue Inspection SOW.
Chiquita Canyon Landfill	Chiquita Canyon Landfill, LLC	Construction	Staats Construction	Over a million	TBD	Awaiting project schedule.
Commerce Center Drive Bridge Potable and Recycled Pipelines	FivePoint	Construction	FivePoint	\$891,140	\$85,000	Design is in progress.
Crossroads at Golden Valley		Planning	TBD	TBD	\$72,000	Planning update is in progress.
Eternal Valley Memorial Park	Dignity Memorial Funeral Homes	Planning	Akel Engineering	TBD	\$15,000	Report is complete.
Golden Triangle Apartments	Intertex	Planning	SCV Water	TBD	\$35,000	Received check for fire hydrant plan review. Waiting on planning phase deposit check.
Lyons Canyon	NUWI-Lyons Canyon, LLC	Planning	Jensen	\$53,000	\$60,000	Planning report is in progress.
Magic Mountain Tank No. 2	FivePoint	Construction	FivePoint	\$3,469,491	\$449,560	Construction is in progress.
Mission Village - DS 542 Potable Water Pipelines	FivePoint	Construction	FivePoint	\$1,643,302 for both RW and PW	\$417,810	Pending punch list items.
Mission Village - DS 542 Recycled Water Pipelines	FivePoint	Construction	FivePoint	\$1,643,302 for both RW and PW	\$132,625	Pending punch list items.
Mission Village Highline Bypass	FivePoint	Construction	FivePoint	\$317,933	\$62,174	Preconstruction organization.
Mission Village - Telemark Booster Stations-PW and RW Design Services	FivePoint	Design	FivePoint	TBD	\$350,000	Design is in progress.
Mission Village – Telemark Tanks	FivePoint	Design	FivePoint	TBD	\$350,000	Design is in progress.

**Santa Clarita Valley Water Agency
Engineering Services Section
Third Party Funded Agreements Quarterly Report
As of July 15, 2023**

Project	Third Party Funding Source	Planning, Design, Construction	Contractor/Consultant	Construction Amount	SCV Water Deposit Amount	Status
Mission Village - Phase All Phases Design Review	FivePoint	Design	FivePoint	N/A	\$300,000	Design review is in progress.
Mission Village Phase 3B Tract 61105-22 RW	FivePoint	Design	TBD	N/A	\$71,490	Plan review is in progress.
Mission Village Phase 3B Tract 61105-26	FivePoint	Design	TBD	N/A	\$34,565	Plan review is in progress.
Mission Village Phase 3B Tract 61105-27 and 28	FivePoint	Design	TBD	N/A	\$25,100	Plan review is in progress.
Mission Village Phase 3B Tract 61105-23	FivePoint	Design	TBD	N/A	\$13,605	Plan review is in progress.
Mission Village Phase 3B Tract 61105-22	FivePoint	Design	TBD	N/A	\$117,880	Plan review is in progress.
Mission Village 61105-31 Phase 2B-1 Golden Yarrow	FivePoint	Design	TBD	N/A	\$71,150	Plan review is in progress.
Mission Village 61105-34,36,37 and 43 Snow Willow Circle	FivePoint	Design	TBD	N/A	\$22,125	Plan review is in progress.
Mission Village 61105-31 Phase 2B-1 MMP Set – Master	FivePoint	Design	TBD	N/A	\$45,135	Plan review is in progress.
Mission Village Phase 2B-1 Tract 61105-32	FivePoint	Design	TBD	N/A	\$10,010	Plan review is in progress.
Mission Village As Needed Regulatory Support for Recycled Water	FivePoint	Design	TBD	N/A	\$70,468	Planning is in progress.
Mission Village Phase 2B-1 Tract 61105-31 Recycled Water	FivePoint	Design	TBD	N/A	\$29,440	Plan review is in progress.
Mission Village Phase 2B-1 Tract 61105-35	FivePoint	Design	TBD	N/A	\$47,815	Plan review is in progress.
Mission Village Phase 2B-1 Tract 61105-31 Golden Yarrow RW	FivePoint	Design	TBD	N/A	\$44,040	Plan review is in progress.
Mission Village Phase 2B-1 Tract 61105-31 Snow Willow RW	FivePoint	Design	TBD	N/A	\$4,130	Plan review is in progress.
Mission Village Phase 2B-1 Tract 61105-33	FivePoint	Design	TBD	N/A	\$13,685	Plan review is in progress.
Mission Village - Tract 61105 – Phase 1 Potable and Recycled Water	FivePoint	Construction	FivePoint	N/A	\$1,500,000	Pending punch list items and close out documents.
Mission Village - Tract 61105 –1A Potable and Recycled Water	FivePoint	Construction	FivePoint	N/A	\$315,000	+/- 1,000 LF remaining on potable and +/- 3,000 LF remaining on recycled.
Mission Village - Tract 61105 –1C Potable and Recycled Water	FivePoint	Construction	FivePoint	N/A	\$260,000	Pending punch list items.
Mission Village Tract 61105-02 Area A5a Infrastructure	Lennar Homes	Construction	FivePoint	N/A	\$50,000	Pending punch list items and easements.
Mission Village Tract 61105-03 Area A5b Infrastructure	Lennar Homes	Construction	FivePoint	N/A	\$50,000	Pending punch list items and easements.
Mission Village Tract 61105-04 Area F14 Infrastructure	Lennar Homes	Construction	FivePoint	N/A	\$50,000	Pending punch list items and easements.
Mission Village Tract 61105-04 Area F17 Infrastructure	Lennar Homes	Construction	FivePoint	N/A	\$45,000	Pending punch list items, close out documents and easements.

**Santa Clarita Valley Water Agency
Engineering Services Section
Third Party Funded Agreements Quarterly Report
As of July 15, 2023**

Project	Third Party Funding Source	Planning, Design, Construction	Contractor/Consultant	Construction Amount	SCV Water Deposit Amount	Status
Mission Village Tract 61105-05 Area F13 Infrastructure	Lennar Homes	Construction	FivePoint	N/A	\$50,000	Pending punch list items and easements.
Mission Village Tract 61105-06 Area A6 Infrastructure	Lennar Homes	Construction	FivePoint	N/A	\$50,000	Pending punch list items, close out documents and easements.
Mission Village Tract 61105-08 (Planning Area F15)	FivePoint	Construction	FivePoint	\$267,638	\$50,000	Construction is complete.
Mission Village Tract 61105-09 Area F11 Infrastructure	Lennar Homes	Construction	FivePoint	N/A	\$45,000	Pending punch list items and easements.
Mission Village Tract 61105-12 Area F12 Infrastructure	Richmond American Homes	Construction	FivePoint	\$136,670	\$37,200	Construction is in progress.
Mission Village Tract 61105-13 Area F7ab Infrastructure	FivePoint	Construction	FivePoint	N/A	\$95,269	Pending punch list items and easements.
Mission Village Tract 61105-13 Area F7c Infrastructure	Lennar Homes	Construction	FivePoint	N/A	\$86,419	Pending punch list items, close out documents and easements.
Mission Village Tract 61105-14 Area F5a Infrastructure	Lennar Homes	Construction	FivePoint	N/A	\$50,000	Pending punch list items, close out documents and easements.
Mission Village Tract 61105-15 Area F5b Infrastructure	Lennar Homes	Construction	FivePoint	N/A	\$79,516	Pending punch list items and easements.
Mission Village Tract 61105-17 Recycled Water	FivePoint	Construction	FivePoint	\$219,000	\$71,000	Construction is in progress.
Mission Village Tract 61105-17 Potable Water	FivePoint	Construction	FivePoint	\$963,000	\$125,000	Construction is in progress.
Mission Village Tract 61105-19 Planning Area A3	KB Homes	Construction	FivePoint	\$408,520	\$75,000	Preconstruction organization.
Mission Village Tract 61105-20 and -17 Planning Area A4	KB Homes	Construction	FivePoint	\$234,346	\$50,000	Construction is in progress.
Mission Village - Well 206/207 Pipeline	FivePoint	Construction	FivePoint	N/A	\$122,000	Construction is 70% complete. Potable pipelines are active. Remaining items are on hold.
Mitchell Well 5A Replacement	JSB Development	Design	Richard C. Slade and Associates LLC	TBD	\$58,000	Reviewing alternate sites.
Needham Ranch Phase 2- Onsite Water Plans Newhall Ranch Road	Lion-TCC Development II, LLC	Design	Alliance Engineering	\$1,800,000	\$25,000	Phase 2 pipeline is complete. Tank 7A is complete. Pine Street pipeline complete. Pump Station revisions are approved. Chemical building is in construction.
Pacific Golden Valley	Pacific Industrial	Plan Review	Alliance Engineering	TBD	\$15,000	Issued plan check deposit request.
Parcel Map 62646 Water Pipeline Facilities on Railroad Avenue / Oakridge Drive	Saugus Holdings, LLC, and TMC Hollis	Design and Inspection	SCV Water	\$412,000	\$41,000	Easement review in progress. Full bond release. Notice of Completion issued.
Saddle-Peak (formerly Park Place/Tick Canyon)	Williams Homes	Planning	Cannon	N/A	\$60,000	Planning Water technical memo is in progress. phase 1, 2 and 3 30% plans reviewed. Pump Station and tanks 30% Plan review is completed
River Walk Apartment	River Walk Owner, LLC	Planning	Alliance Engineering	TBD	\$12,500	Preliminary Water Study in review by SCVWA.

**Santa Clarita Valley Water Agency
Engineering Services Section
Third Party Funded Agreements Quarterly Report
As of July 15, 2023**

Project	Third Party Funding Source	Planning, Design, Construction	Contractor/Consultant	Construction Amount	SCV Water Deposit Amount	Status
Riverview	Integral Communities	Planning	Alliance Engineering	TBD	\$12,500	Issued draft technical memo to developer for comments
Sand Canyon Plaza- Off-Tract Water Plans	Sand Canyon Plaza LLC	Design	SCV Water	TBD	\$75,000	Plans approved. Delta Revision Plans approved.
Sand Canyon Plaza- Pump Station	Sand Canyon Plaza LLC	Design	SC Water/Civiltec	\$1,700,000	\$32,500	Plans approved. Construction to start August 2023
Sand Canyon Plaza- 1.7MG Deane Tank	Sand Canyon Plaza LLC	Design	SC Water/Civiltec	\$6,000,000	\$95,334	75% plans reviewed
Shadow Box Studios	Shadow Box Studios	Planning	Civiltec	TBD	\$65,000	Staff responded to developer comments on technical memo and are preparing supplement to memo. Staff will prepare master agreement for project.
Sheriff Station – 16” Water Main Extension in Golden Valley Road	City of Santa Clarita	Construction	Mesa Engineering	\$1,574,000	\$172,900	Contract closeout and Notice of Completion is in progress.
Sheriff Station – Pipeline Bore and Jack under LADWP Aqueduct in Golden Valley Road	City of Santa Clarita	Design	TBD	\$300,000	\$300,000	Preparing design to shift alignment into bike path in lieu of bore & jack.
Skyline - 2.08 MG Deane Tank @ Nimbus	TriPointe Homes	Construction	Pacific Hydrotech	\$3,123,943	\$329,082	Concrete tank is in construction.
Skyline - Deane Pump Station	TriPointe Homes	Construction	Pacific Hydrotech	\$381,645	\$167,310	Construction submittals are in progress.
Skyline Pump Station No. 2 @ Nimbus	TriPointe Homes	Design	Cannon	\$2,500,000	\$150,000	100% plans are in review.
Skyline Ranch Road Bridge Crossing 16” and 20” Water Mains	TriPointe Homes	Construction	Mesa Engineering	\$214,359	\$21,436	Pending final tie-ins and Notice of Completion.
Skyline Ranch Tract 609022–02 Vertex Way Pipelines	TriPointe Homes	Construction	Mesa Engineering	\$480,488	\$48,000	Easement is in progress. Notice of Completion is pending.
Skyline Ranch Tract 60922 – Sierra Highway 16-inch Deane Zone Pipeline	TriPointe Homes	Construction	Mesa Engineering	\$1,428,000	\$142,800	Punch list items are in progress. Notice of Completion is pending.
Skyline Ranch Tract 60922 – Sierra Highway 20-inch North Oaks Pipeline	TriPointe Homes	Construction	Mesa Engineering	\$723,194	\$72,319	Construction is substantially complete, pending tie-in and punch list items.
Skyline Ranch Tract 60922 – Site Improvements for Two 0.87 MG Tanks	TriPointe Homes	Construction	Mesa Engineering, Coleman-Pacific, Tejon Constructions	\$538,477	\$53,137	Punch list items are in progress. Notice of Completion is pending.
Skyline Ranch Tract 60922 – Two 0.87 MG Tanks (Skyline Ranch Zone)	TriPointe Homes	Construction	Paso Robles	\$1,879,001	\$187,900	Tanks are online. Punch list items are in progress, Notice of Completion is pending.
Skyline Ranch Tract 60922–01 Backbone Pipelines	TriPointe Homes	Construction	Mesa Engineering	\$1,417,928	\$142,000	Construction is complete. Notice of Completion in progress.
Skyline Ranch Tract 60922–01 Paseo	TriPointe Homes	Construction	Mesa Engineering	\$68,159	Included in PA–01	Construction complete. Notice of Completion in progress.
Skyline Ranch Tract 60922–01 Planning Areas A and B and PA–01	TriPointe Homes	Construction	Mesa Engineering	\$675,824	\$67,600	Easement has been recorded. Notice of Completion is in progress.

**Santa Clarita Valley Water Agency
Engineering Services Section
Third Party Funded Agreements Quarterly Report
As of July 15, 2023**

Project	Third Party Funding Source	Planning, Design, Construction	Contractor/Consultant	Construction Amount	SCV Water Deposit Amount	Status
Skyline Ranch Tract 60922-01 Planning Areas C and D	TriPointe Homes	Construction	Staats Construction	\$533,300	\$53,330	Easement has been recorded. Notice of Completion is in progress.
Skyline Ranch Tract 60922-01 Planning Areas E1 and F	TriPointe Homes	Construction	Mesa Engineering	\$707,700	\$70,700	Easement has been recorded. Notice of Completion is in progress.
Skyline Ranch Tract 60922-01 Stratus Street	TriPointe Homes	Construction	Mesa Engineering	\$817,031	\$81,703	Notice of Completion in progress.
Skyline Ranch Tract 60922-01 Stratus Street Gap Section	TriPointe Homes	Construction	Mesa Engineering	\$93,141	\$9,314	Notice of Completion in progress.
Skyline Ranch Tract 60922-02 Planning Area G	TriPointe Homes	Construction	Mesa Engineering	\$786,648	\$78,665	Construction is in progress.
Skyline Ranch Tract 60922-02 Planning Area H	TriPointe Homes	Construction	Mesa Engineering	\$828,805	\$82,881	Construction is in progress.
Skyline Ranch Tract 60922-04 Planning Area E-2	TriPointe Homes	Construction	Staats	\$369,597	\$36,960	Easement is in progress. Notice of Completion is pending.
Skyline Ranch Tract 60922-04 Planning Area L	TriPointe Homes	Construction	Staats	\$323,751	\$32,375	Easement has been recorded. Notice of Completion is in progress.
Skyline Ranch Tract 60922-04 Planning Areas M1	TriPointe Homes	Construction	Mesa Engineering	\$273,208	\$27,321	Easement is in progress. Notice of Completion is pending.
Skyline Ranch Tract 60922-04 Planning Areas M2	TriPointe Homes	Construction	TBD	\$396,981	\$39,698	Easement has been recorded. Notice of Completion is in progress.
Sierra Highway/Avalon Waterline Relocation	TriPointe Homes	Construction	Blois Construction	\$75,000	\$10,000	Notice of Completion is pending.
Skyline Ranch Tract 60922-05 Planning Area O2	TriPointe Homes	Construction	Mesa Engineering	\$762,300	\$76,230	Easement has been recorded. Notice of Completion is in progress.
Sloan Canyon - Tract 72680	Claremont Homes, Inc.	Planning	Jensen/Akel	TBD	\$60,000	Received 1st draft from Akel.
Southern California Innovation Park	Intertex	Planning and Design	Jensen	\$31,500	\$45,000/\$6,000	Planning report and design review is on hold.
Spring Canyon	Spring Canyon Recory Acquisition, LLC	Design	Michael Baker International	TBD	\$25,000	100% plans were rechecked. Awaiting corrections.
Tesoro del Valle – Pump Station	BLC Tesoro LLC	Design	Civiltec	TBD	\$30,000	Plans are approved. Pump Station is in construction.
Tesoro del Valle – Two 1.2 MG Tanks	BLC Tesoro LLC	Design	Civiltec	TBD	\$40,000	Tank plans are approved. Tanks are in construction.
Tesoro del Valle – Water Line Distribution	BLC Tesoro LLC	Design	Fuscoe Engineering	\$2,100,000	\$50,000	Phase 1-8 plans are approved. and in construction.
Tract 74718 Dockweiler	Dockweiler 21 LLC	Design	Forma Engineering	TBD	\$5,000	Construction is complete. Preparing punch list items.
Truck Stop	Parker Ranch, LLC	Construction	Octagon Construction	\$164,000	\$13,000	Awaiting bonds.
Violin Canyon Multi Family	PWP Properties, Inc.	Plan Review	Southland Civil Engineering	TBD	\$3,000	Plan is approved. Waiting for construction phase.

**Santa Clarita Valley Water Agency
Engineering Services Section
Third Party Funded Agreements Quarterly Report
As of July 15, 2023**

Project	Third Party Funding Source	Planning, Design, Construction	Contractor/Consultant	Construction Amount	SCV Water Deposit Amount	Status
Vista Canyon Apartments	JPI	Construction	Tejon Constructions	\$60,000	\$6,000	Recycled Water meters are set but locked off pending Developer downstream piping modifications.
Vista Canyon Multi-Modal Rail Center - 48" Steel Casing	City of Santa Clarita	Construction	Icon West, Inc.	TBD	\$50,000	Preparing final invoice for the City to closeout project.
Vista Canyon Tract 69164-KB Homes	KB Homes	Construction	Boudreau Pipeline	\$57,000	\$5,600	Permitting approval for recycled water meters are in progress with DDW.
Vista Canyon Tract 69164 Phase 1A Potable and Recycled Pipelines	Vista Canyon LLC	Construction	Mesa Engineering	\$673,532	\$67,400	Construction is complete. Conducting final inspections and punch list.
Vista Canyon Tract 69164 Phase 2 – Portion 1 – Potable Pipelines	Vista Canyon LLC	Construction	Mesa Engineering	\$241,112	\$24,100	Construction is complete. Conducting final inspections and punch list.
Vista Canyon Tract 69164 Phase 2 – Portion 2 – Potable and Recycled Pipelines	Vista Canyon LLC	Construction	Mesa Engineering	\$392,693	\$39,269	Construction is complete. Conducting final inspections and punch list.
Vista Canyon Tract 69164 Phase 2 – Portion 3 – Potable Water	Vista Canyon LLC	Construction	Mesa Engineering	\$376,259	\$37,626	Construction is 90% complete. Pending tie-in at La Veda Blvd.
Vista Canyon Tract 69164 Phase 2 – Portion 3 – Recycled Water	Vista Canyon LLC	Construction	Mesa Engineering	\$261,252	\$26,125	Construction is complete. Conducting final inspections and punch list.
Wayfair Station (FKA Metro Walk)	Woodside Homes purchased property in March 2023.	Design	Alliance Engineering	\$9,535	\$15,000	Planning phase is complete. Master Agreement executed with Woodside Homes. Plan checks are in progress.
Westside Communities Potable Water Infrastructure Plan	FivePoint	Planning	FivePoint	N/A	\$94,000	Agency has accepted the following: Westside Communities PW Infrastructure Plan - Volume 1 - Buildout Transmission System, Mission Village - Volume 2, (including, Addendum #1 and Addendum #2).
Westside Communities Recycled Water Infrastructure Plan	FivePoint	Planning	FivePoint	N/A	\$65,000	Westside Communities RW Infrastructure Plan - Volume 1 - Buildout Transmission System - 1st Round of comments complete.
Westside Communities - Agency Consideration of a Community Facility District (CFD)	FivePoint	Planning	N/A	N/A	\$100,000	On-hold.
Whites Canyon Apt. (Shapell)	Shapell Properties, Inc.	Construction	Sikand Engineering/T.B. Penick and Sons, Inc.	TBD	\$215,000	Construction is in progress.
Wiley Canyon	Wiley Cyn LLC	Planning	Akel Engineering	TBD	\$22,000	Staff is reviewing revised technical memo from consultant to reflect tract changes from developer.

**Santa Clarita Valley Water Agency
Engineering Services Section
Third Party Funded Agreements Quarterly Report
As of July 15, 2023**

Project	Third Party Funding Source	Planning, Design, Construction	Contractor/Consultant	Construction Amount	SCV Water Deposit Amount	Status
Closed Agreements:						
15626-1/2 Warm Springs Drive	Rebecca Rowe	Construction	Workman Design and Construction, Inc.	\$25,000	\$5,000	Notice of Completion issued.
16370 Lost Canyon Road	Jose Gonzalez	Construction	SCV Water	\$15,000	\$5,559	Notice of Completion issued.
20745 Santa Clara Rd. - Rent A Bin	Knight Building Systems	Construction	Knight Building Systems, Inc.	\$45,000	\$4,500	Notice of Completion issued.
22004 Placerita Canyon Road	Intertex	Design	SCV Water	\$6,000	\$2,000	Notice of Completion issued.
23876 Wildwood Canyon Road	Kendall Pond	Construction	Mesa Engineering	\$15,800	\$5,000	Notice of Completion issued.
24217 Main Street	Robert Younkin	Construction	Staats Construction	\$52,100	\$10,000	Notice of Completion issued.
24531 Copperhill Dr., Popeyes	Marok & Cheema Inc.	Meter Installation	SCVWA	\$1,400	\$1,400	Notice of Completion issued.
25333 Railroad Avenue (Storage Facility) – Fire Service	Norris Construction	Construction	Mesa Engineering	\$21,000	\$2,100	Notice of Completion issued.
29025 Avenue Paine	Rexford Industrial Realty, LP	Construction	BCC Contracting	\$17,100	\$6,000	Notice of Completion issued.
29156 Lotusgarden Drive	Sulphur Springs School District	Construction	TBD	\$30,000	\$6,000	Closed project, no deposit.
Alderbrook Ave/Cindy Lane	Norris Whitmore	Construction	Stylo Group	\$85,000	\$8,500	Notice of Completion issued.
Calgrove Storage	TWB Clarita Storage	Construction	D.M. Sanborn Pipeline	\$90,000	\$9,000	Notice of Completion issued.
Canyon Plastic	Canyon SGN, Inc.	Construction	Tejon	\$15,000	\$4,000	Notice of Completion issued.
Cedarcreek Elementary School	Saugus Union School	Construction	Novus Construction	\$50,000	\$15,000	Notice of Completion issued.
College of the Canyons Valencia Campus Parking Structure – Water Line Improvements	Santa Clarita Community College District	Construction	R.C. Becker and Son	\$370,575	\$129,000	Notice of Completion issued.
Concord Development Tract 53425 -01	Lennar	Design	Turf Construction	\$100,000	\$10,000	Notice of Completion issued.
Excel Buena Park II, L.P. (Residence Inn and Springhill Suites)	Excel Group LLC	Construction	T. Morrissey Corporation	\$86,848	\$13,027	Notice of Completion issued.
Friendly Station Mart	Fayad Takla	Construction	StormCon	\$45,000	\$11,000	Notice of Completion issued.
Hancock Commerce Center (PM 26363, Parcel 6)	S.D. Herman	Construction	SCV Water/TBD	\$174,000	\$23,000	Notice of Completion issued.
Needham Ranch - DrinkPak	DrinkPak, LLC	Construction	Douglass Design and Build	\$50,000	\$9,800	Project is complete.
Orchard Village Medical Building	OVMC LLC (Intertex)	Construction	Groundwork Engineering Inc.	\$50,000	\$18,000	Notice of Completion issued.
Parcel Map 19163 Parcel 1 – Homewood Suites/Hampton Inn,	Prince Hospitality LLC	Construction	Tron Construction	\$60,000	\$28,000	Notice of Completion issued.
Parcel Map 26363 Parcels 3 and 4 at 27736 – 27788 Hancock Parkway	Intertex	Construction	Blois Construction	\$35,000	\$3,500	Notice of Completion issued.
Parcel Map 60030, Parcels 1–8< Chase Place.	Krusinski/IAC	Construction	J.A. Salazar Construction and Supply Corp.	\$79,500	\$19,950	Notice of Completion issued.
Placerita Bible Church	PBC	Construction	Intertex General Contractors, Inc.	\$6,000	\$2,000	Notice of Completion issued.
Plum Canyon Tract 46018–11 Pump Station (Civil/Mechanical)	Pardee and Toll Brothers	Construction	Staats Construction	\$648,597	\$61,000	Construction is complete. Notice of Completion was issued and contract closed.

**Santa Clarita Valley Water Agency
Engineering Services Section
Third Party Funded Agreements Quarterly Report
As of July 15, 2023**

Project	Third Party Funding Source	Planning, Design, Construction	Contractor/Consultant	Construction Amount	SCV Water Deposit Amount	Status
Plum Canyon Tract 46018-11 Pump Station (Electrical)	Pardee and Toll Brothers	Construction	Coleman-Pacific	\$467,000	\$46,700	Construction is complete. Notice of Completion was issued and contract closed.
Plum Canyon Tract 73858 Lot 1	Toll Brothers	Construction	Staats	\$856,000	\$114,600	Notice of Completion issued.
Reyes Winery (24329 Main St)	Robert Reyes	Construction	Intertex General Contractors, Inc. and Groundworks, Inc.	\$21,985	\$5,000	Notice of Completion issued.
Skyline Ranch Plaza Tract 46018-11A	Intertex	Construction	Groundbreakers Construction	\$288,314	\$28,832	Notice of Completion issued.
Subaru of Valencia	Hello Auto Group	Construction	Source Group	\$50,000	\$10,000	Notice of Completion issued.
Tract AVT 52455-16	Ashdon Development	Construction	Intertex General Contractors, Inc.	\$85,043	\$17,000	Notice of Completion issued.
Travel Village	Travel Village, LLC	Design	TBD	TBD	\$2,500	Notice of Completion issued.
Valencia Town Center Square – Phase 2	VTC Square Investors, LLC	Construction	Staats Construction	\$220,100	\$22,010	Notice of Completion issued.

Engineering and Operations Committee
 Planning Calendar
 FY 2023/24

	Item	July 6 Comm	July 18 Board	Aug 1 Board	Aug 3 Comm	Aug 15 Board	Sept 5 Board	Sept 6 Comm	Sept 19 Board	Oct 3 Board	Oct 5 Comm	Oct 17 Board	Nov 2 Comm	Nov 7 Board	Nov 21 Board	Dec 5 Board	Dec 7 Comm	Dec 19 Board	Jan 2 Board	Jan 4 Comm	Jan 16 Board	Feb 1 Comm	Feb 6 Board	Feb 20 Board	March 5 Board	March 7 Comm	March 19 Board	April 2 Board	April 4 Comm	April 16 Board	May 2 Comm	May 7 Board	May 21 Board	June 4 Board	June 6 Comm	June 18 Board	July 2 Board		
1	Monthly Committee Planning Calendar	C			P			P			P	P					P			P	P					P			P							P			
2	CIP Construction Status Report	C			P			P			P	P					P			P	P					P			P							P			
3	Monthly Operations and Production Report	C			P			P			P	P					P			P	P					P			P							P			
4	Third Party Funded Agreements Quarterly Report				P							P										P								P									
5	Quarterly Safety Program Presentation				P							P										P								P									
6	Annual Safety Program Update						P																																
7	Real Property Activity Report							P																	P														
8	Review and Consider the Proposed FY 2024/25 and FY 2025/26 Capital Improvement Projects																												P										
9	Chapter 8 Agreement Properties							T	T																						T	T							
10	Recommend Approval of Adopting a Resolution to Approve the Initial Study- Mitigated Negative Declaration Under the California Environmental Quality Act and a Purchase Order to Hazen and Sawyer for Final Engineering Services for the S Wells PFAS Treatment and Disinfection Facility Project		C																																				
11	Recommend Approval of Adopting a Resolution Authorizing the Santa Clarita Valley Water Agency's General Manager to Apply for Funding From the State Water Resources Control Board's Expedited Drinking Water Grant Program on Behalf of New Mint Association For Distribution System Consolidation	C	C																																				
12	Recommend Approval of Adopting a Resolution Authorizing the General Manager to (1) Approve a Contract Amendment to Pacific Hydrotech Corporation for Additional Change Orders and (2) Execute a Purchase Order Amendment to Lee+Ro, Inc. for Engineering Support During Construction for the Earl Schmidt Filtration Plant (ESFP) Washwater Return and Sludge Systems Project	C	C																																				
13	Recommend Approval of (1) Adopting a Resolution of a Purchase Order to West Yost Associates for Planning Services for the Rio Vista Water Treatment Plant Turbidity Improvements Project, and (2) Finding that the Authorization is Not a Project Subject to CEQA	C	C																																				

P - Planned
 T-Tentative
 C- Completed

**Engineering and Operations Committee
Planning Calendar
FY 2023/24**

	Item	July 6 Comm	July 18 Board	Aug 1 Board	Aug 3 Comm	Aug 15 Board	Sept 5 Board	Sept 6 Comm	Sept 19 Board	Oct 3 Board	Oct 5 Comm	Oct 17 Board	Nov 2 Comm	Nov 7 Board	Nov 21 Board	Dec 5 Board	Dec 7 Comm	Dec 19 Board	Jan 2 Board	Jan 4 Comm	Jan 16 Board	Feb 1 Comm	Feb 6 Board	Feb 20 Board	March 5 Board	March 7 Comm	March 19 Board	April 2 Board	April 4 Comm	April 16 Board	May 2 Comm	May 7 Board	May 21 Board	June 4 Board	Jun 6 Comm	June 18 Board	July 2 Board	
14	Recommend Approval of Adopting (1) a Resolution for Construction Contract with Fleming Environmental Inc, (2) a Purchase Order to Lee + Ro for Engineering Services During Construction and (3) a Purchase Order to Kennedy Jenks Consultants, Inc for Construction Management and Inspection Services During Construction and (4) Find the Contract Agreement Exempt From CEQA Pursuant to CEQA Guidelines Section 15301, and Alternatively, Exempt from CEQA Under CEQA Guidelines Section 15302	C	C																																			
15	Recommend Approval to Replace Approximately 650 feet of Pipeline and Associated Appurtenances in Beneda Lane	C		P																																		
16	Recommend Approval of a Purchase Order for the Battery Storage Facility at Rio Vista Water Treatment Plant				P	P																																
17	Recommend Approval to Replace Approximately 711 feet of Pipeline and Associated Appurtenances in Begonias Lane				P	P																																
18	Recommend Approval of Acquisition of Real Property 3.8 +/- Acres in Newhall, Los Angeles County Assessor's Parcel Nos. 2859-002-024, -025, 2855-011-034 and -035					P																																
19	Recommend Approval of a Purchase Order Amendment to Richard C. Slade & Associates LLC for Inspection and Engineering Services During Construction and Purchase Order Amendment to Black & Veatch Corporation for Construction Management Services for the Saugus #3 and #4 Wells Construction (Replacement Wells) Project							P	P																													
20	Recommend Approval of the Purchase of a DeNora ClorTec Onsite Sodium Hypochlorite Generation System for the Fair Oaks Reservoir Management System							P		P																												
21	Recommend Approval of Adopting a Resolution Awarding a Contract for the Olympian (North Oaks) Water Storage Tanks 1 and 4 Coating Project							P		P																												
22	Recommend Approval of the Pipeline Improvements for Vasquez Canyon							P		P																												

**Engineering and Operations Committee
Planning Calendar
FY 2023/24**

	Item	July 6 Comm	July 18 Board	Aug 1 Board	Aug 3 Comm	Aug 15 Board	Sept 5 Board	Sept 6 Comm	Sept 19 Board	Oct 3 Board	Oct 5 Comm	Oct 17 Board	Nov 2 Comm	Nov 7 Board	Nov 21 Board	Dec 5 Board	Dec 7 Comm	Dec 19 Board	Jan 2 Board	Jan 4 Comm	Jan 16 Board	Feb 1 Comm	Feb 6 Board	Feb 20 Board	March 5 Board	March 7 Comm	March 19 Board	April 2 Board	April 4 Comm	April 16 Board	May 2 Comm	May 7 Board	May 21 Board	June 4 Board	Jun 6 Comm	June 18 Board	July 2 Board			
34	Recommend Approval of Adopting a Resolution Awarding Construction Contract and Purchase Orders for Construction Management and Inspection Services and Engineering Services During Construction for Phase 2C South End Recycled Water Main Extension																					P		P																
35	Recommend Approval of Adopting a Resolution Awarding Construction Contract for Pipeline to Los Angeles Residential Community																					P		P																
36	Recommend Approval of Adopting a Resolution Awarding Construction Contract and Purchase Orders for Construction Management and Inspection Services and Engineering Services During Construction for Recycled Water Fill Station																																						P	P

Hazen



Water Master Plan

Project Update

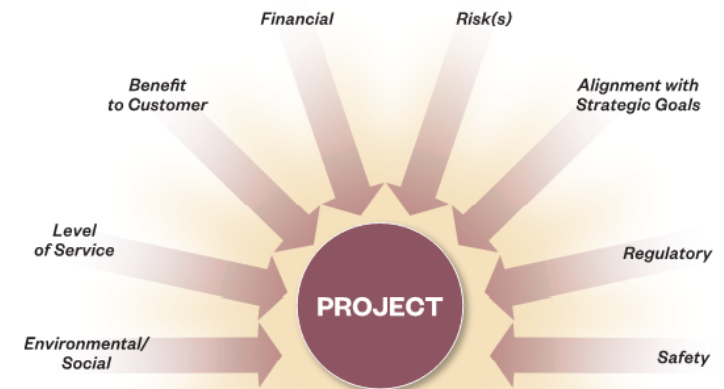
August 3, 2023



Major Scope Elements

Status Update

- Data Collection
- Field Condition Assessments
- Hydraulic Model Analysis
- System Evaluation
- CIP Development
- Master Plan Report



Previous Update to Committee in January 2023

Status Update

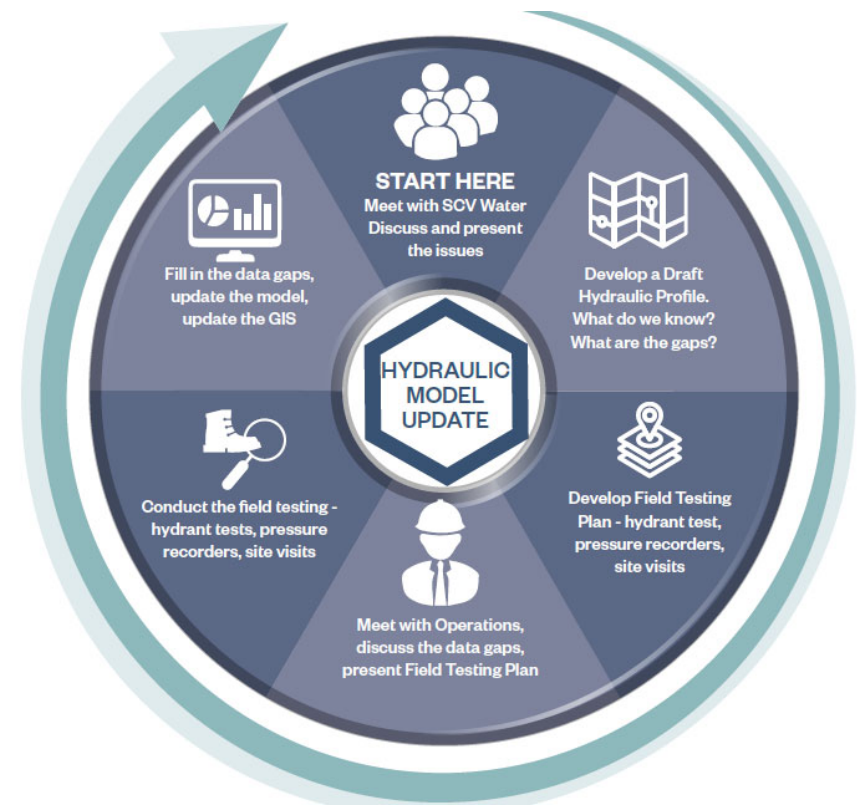
- Data Collection
- Field Condition Assessment



Previous Update to Committee in January 2023

Status Update

- Hydraulic Model Development



Major Work Elements in Q1/Q2 2023

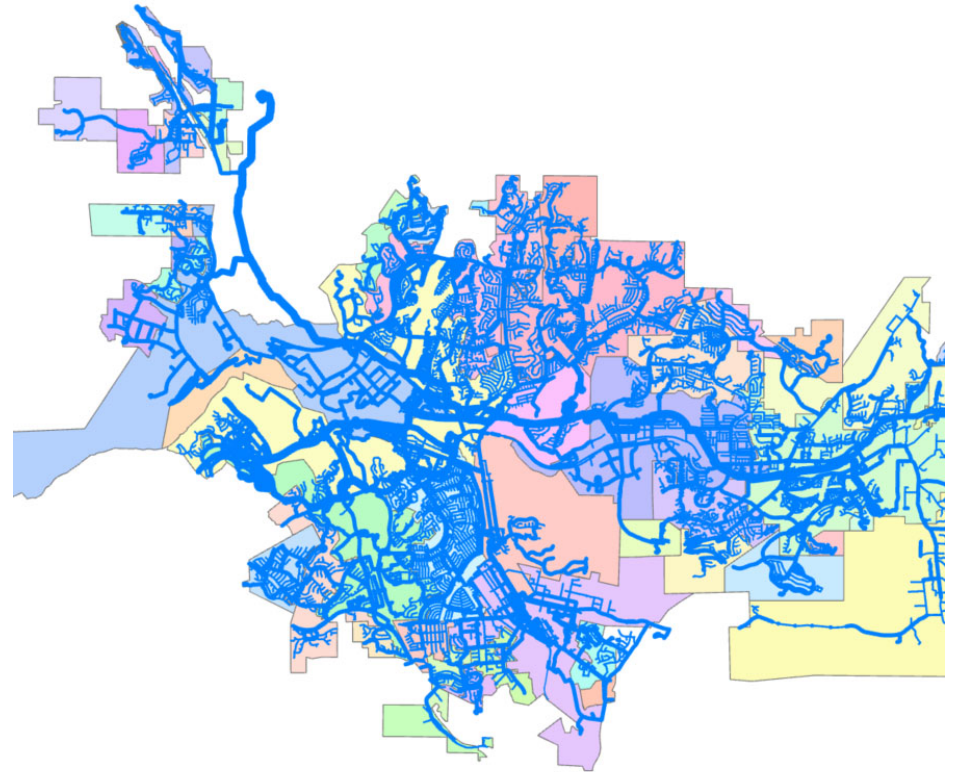
Status Update

- Hydraulic Model Field Work and Calibration
- Hydraulic Model Analysis
- Water Quality Analysis
- Pipeline Risk Assessment
- Condition Assessment Recommendations
- Saugus Wells Siting



Hydraulic Model Field Work and Calibration

A hydraulic model requires calibration to ensure the simulated results match real-world conditions.



Hydraulic Model Field Work and Calibration

To calibrate the model, we conducted and collected the following data:

- Hydraulic Grade Line (HGL) Tests along two major transmission mains
- Fire Flow Tests throughout system (32 tests)
- SCADA data

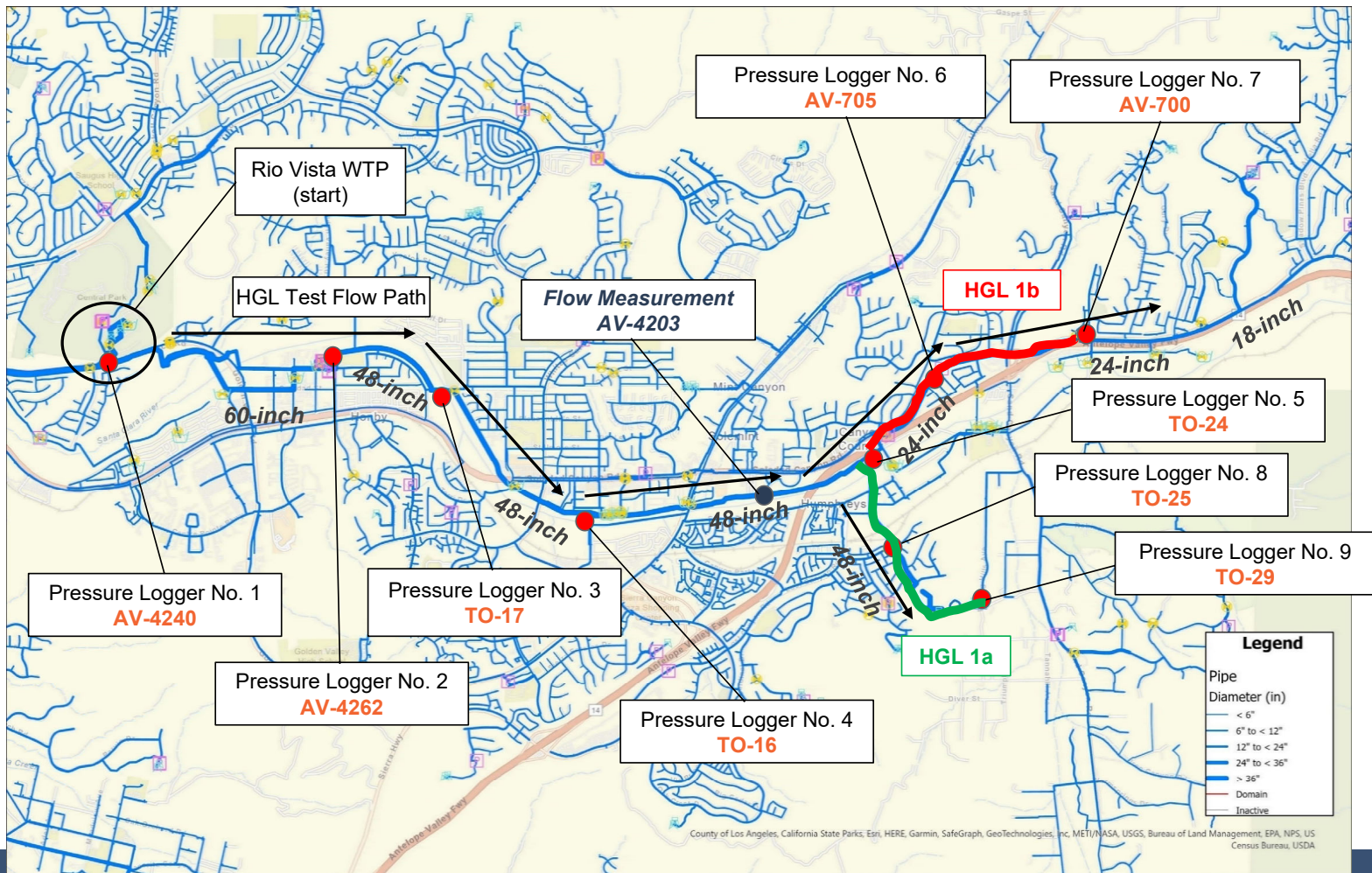


Hydraulic Model Field Work and Calibration

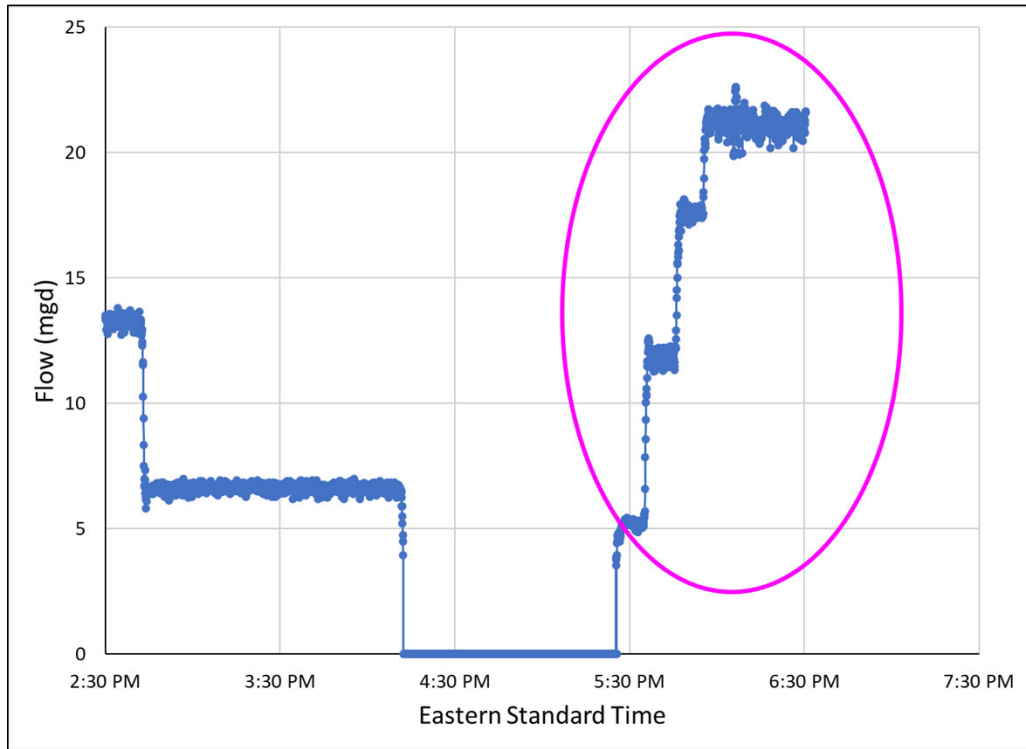


HGL Test No. 1

Starting at Rio Vista WTP and heading east

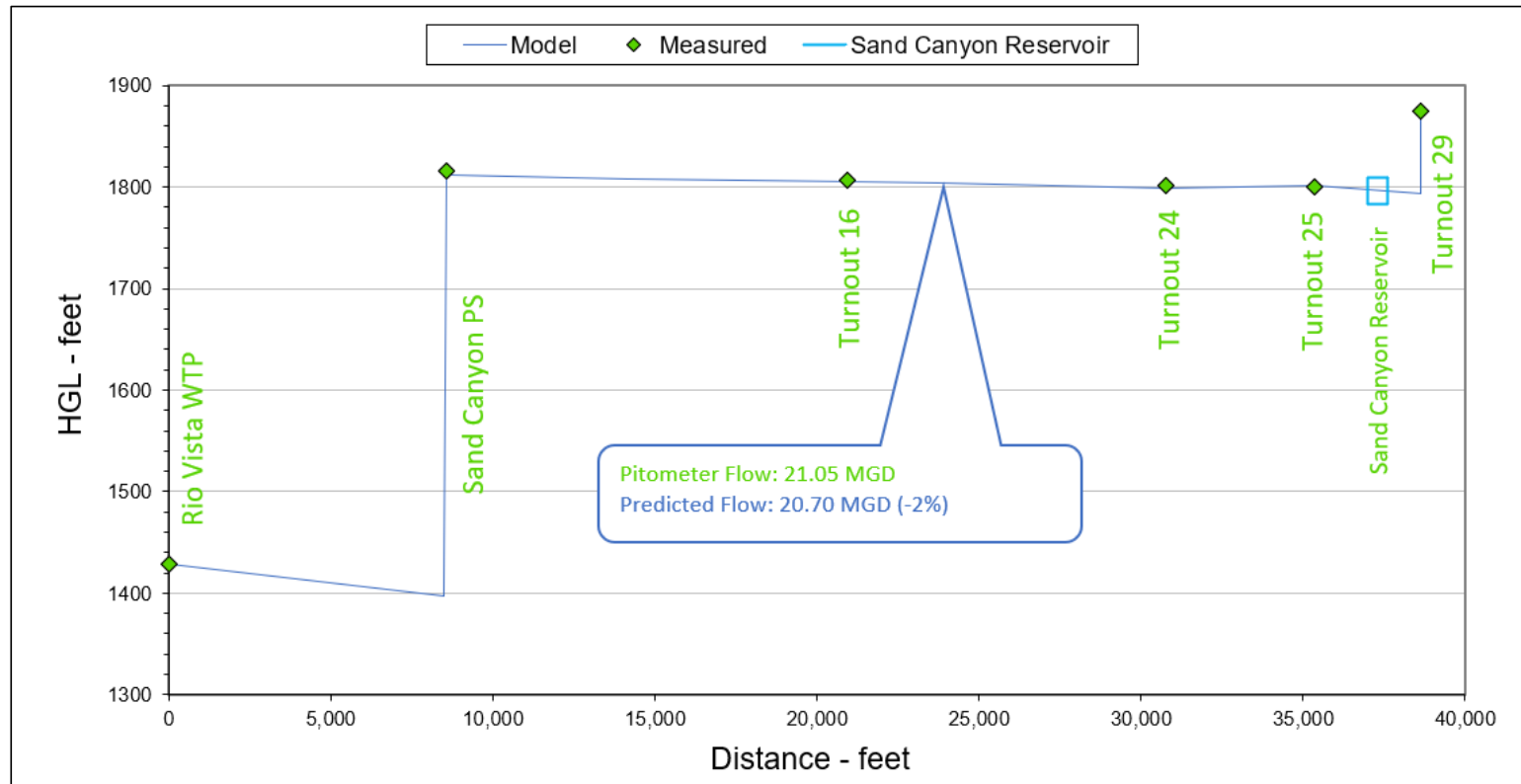


Pitometer Flow Measurement



HGL 1a: Calibration

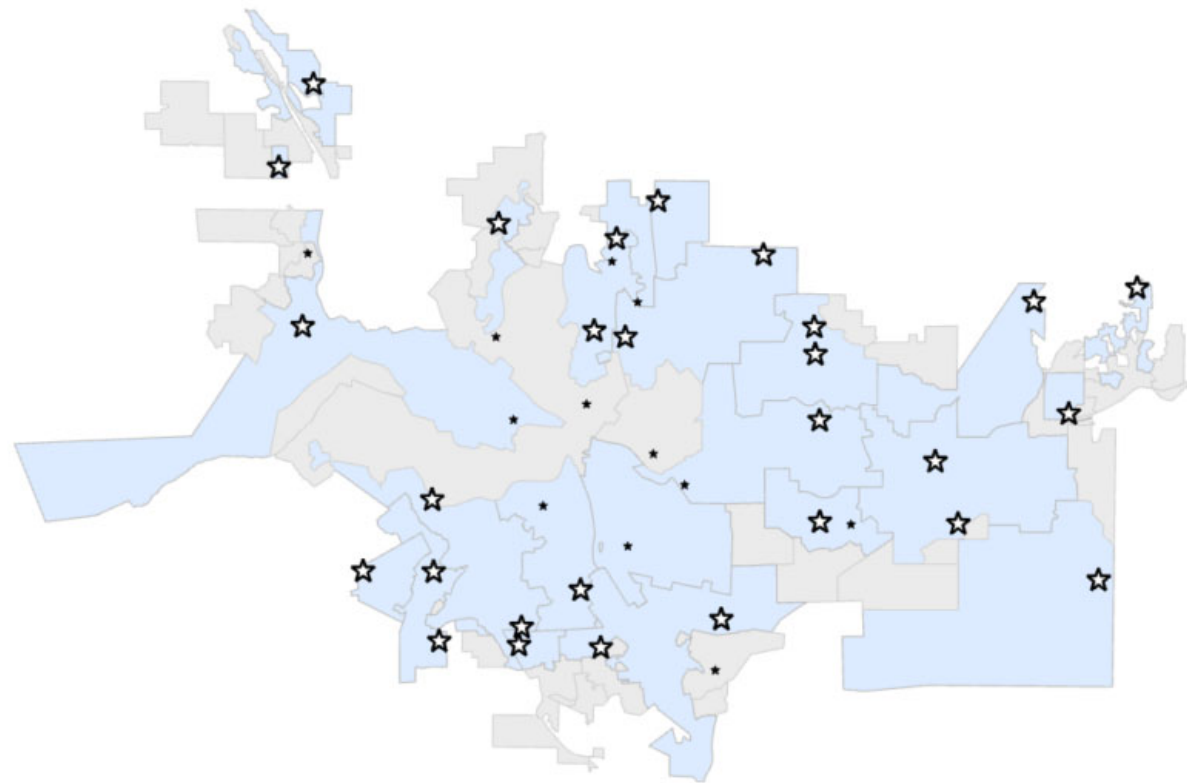
- Model predicted HGL within four (4) feet (1.7 psi) of measurements
- Model predicted flow within 2% of pitometer measurement



Fire Flow Tests

- ★ FF Test Completed and used for Calibration
- ★ Planned FF Test

Test #	Pressure Zone
4	Catala
5	North Oaks
6	North Oaks
8	Zone 2A - South
9	Zone 3B
10	Zone 3B
11	Honby
13	VWD Zone 1
16	VWD Zone 3A
17	Newhall Zone 1
18	Newhall Zone 1
19	Skyblue
20	Skyblue
22	Circle J
23	Placerita
24	VWD Zone 4B
25	VWD Zone 4B
26	Deane Zone
27	Deane Zone
28	Friendly Valley
30	VWD Zone 4A
32	VWD Zone 5
34	SECO
35	Tesoro Zone
37	Castaic Zone 1C
38	Castaic Zone 1C
39	Pinetree Zone 2



Fire Flow Test Calibration Summary

Site Number	Test Flow gpm	Static Pressure			Residual Pressure			Pressure Drop			Calibrated?
		Measured psi	Modeled psi	Difference psi	Measured psi	Modeled psi	Difference psi	Measured psi	Modeled psi	Difference psi	
4	908	145	144	-2	125	123	-3	20	21	-1	Yes
5	1,974	140	142	2	131	131	0	8	11	-3	Yes
6	1,782	74	73	0	66	64	-2	8	9	-1	Yes
8	1,598	86	85	-1	72	73	1	13	12	2	Yes
9	2,426	91	90	-1	80	81	1	11	9	2	Yes
10	2,195	109	110	0	98	98	-1	11	12	-1	Yes
11	1,840	97	98	2	88	89	1	9	9	-1	Yes
13	2,706	115	114	-1	108	107	-2	7	8	-1	Yes
16	2,569	63	62	0	52	50	-2	10	12	-2	Yes
17	1,317	82	83	1	25	23	-1	57	59	-3	Yes
18	1,673	60	60	0	48	45	-3	12	14	-3	Yes
19	2,177	116	115	0	113	110	-3	3	6	-3	Yes
20	2,191	94	95	1	88	90	2	6	5	1	Yes
22	1,676	101	102	1	71	70	-2	29	32	-2	Yes
23	858	79	78	-1	52	51	-1	27	27	0	Yes
24	2,201	95	94	-1	81	81	0	14	13	1	Yes
25	2,100	97	95	-2	68	67	-1	29	28	1	Yes
26	2,191	114	140	26	98	101	2	16	39	-24	No
27	1,764	117	115	-2	103	82	-20	14	32	-18	No
28	1,823	53	53	0	43	41	-2	10	12	-3	Yes
30	1,107	130	130	0	120	122	2	10	8	2	Yes
32	2,375	50	52	2	39	42	3	10	10	1	Yes
34	2,221	121	122	1	105	103	-2	16	19	-3	Yes
35	1,996	72	71	0	55	56	1	17	15	1	Yes
37	2,194	87	87	0	76	76	0	11	11	0	Yes
38	2,091	93	91	-2	74	74	0	20	18	2	Yes
39	2,148	86	85	0	73	70	-3	13	15	-2	Yes

Hydraulic Model Analysis

Low Pressure

High Pressure

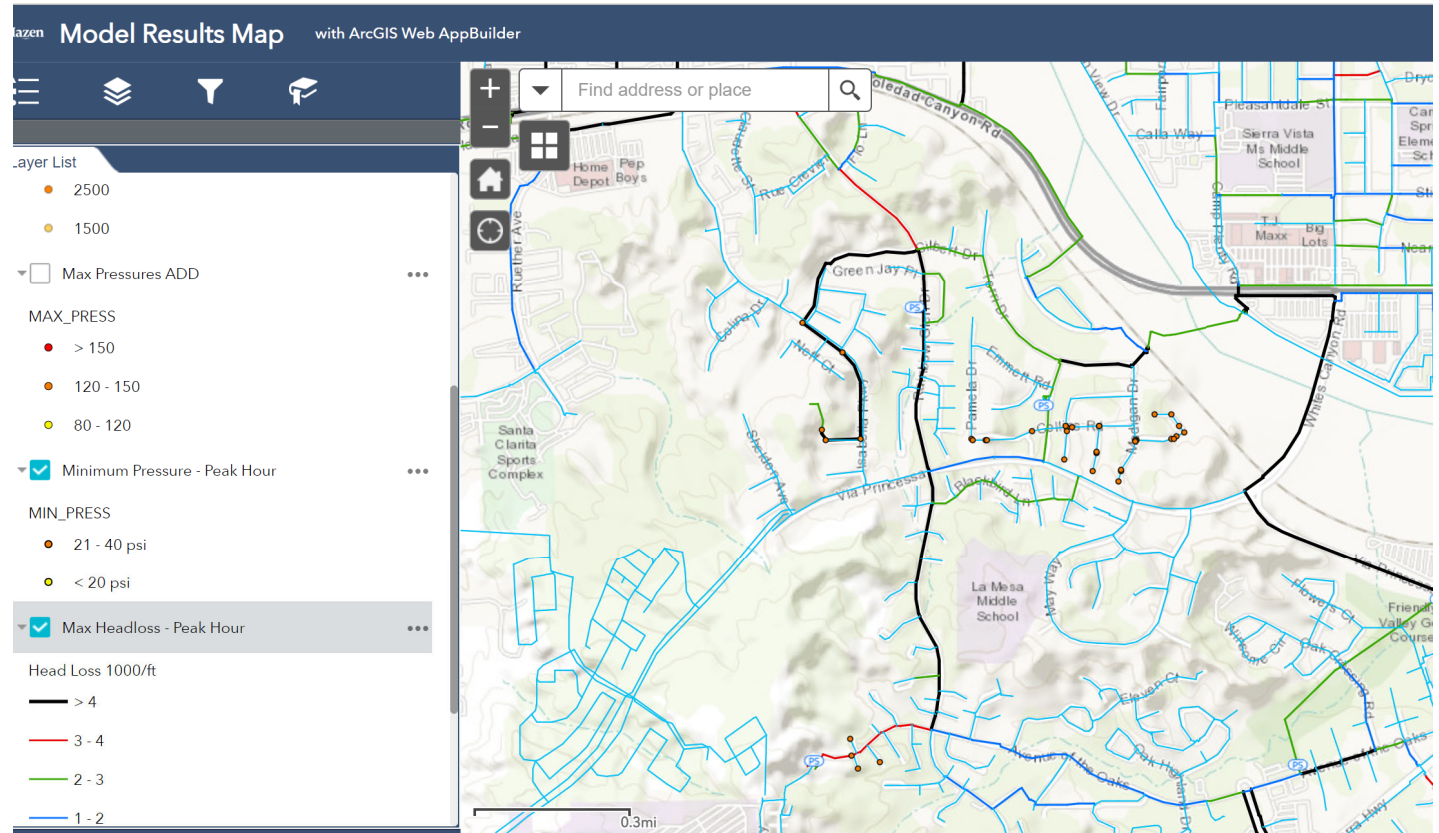
Fire Flow Availability

Pipeline velocity/
head loss

Interconnections

Water age

Future Development
Needs



Water Quality Analysis

Evaluate the water system for potential conflicts with current and future water quality regulations

Steps 1 & 2: Data Collation & Identify Applicable Regulations/Guidance for Evaluation



Step 3: Compare List of Analytes in Dataset to Regulations/Guidance



Step 4: Develop Water Quality PowerBI Dashboard

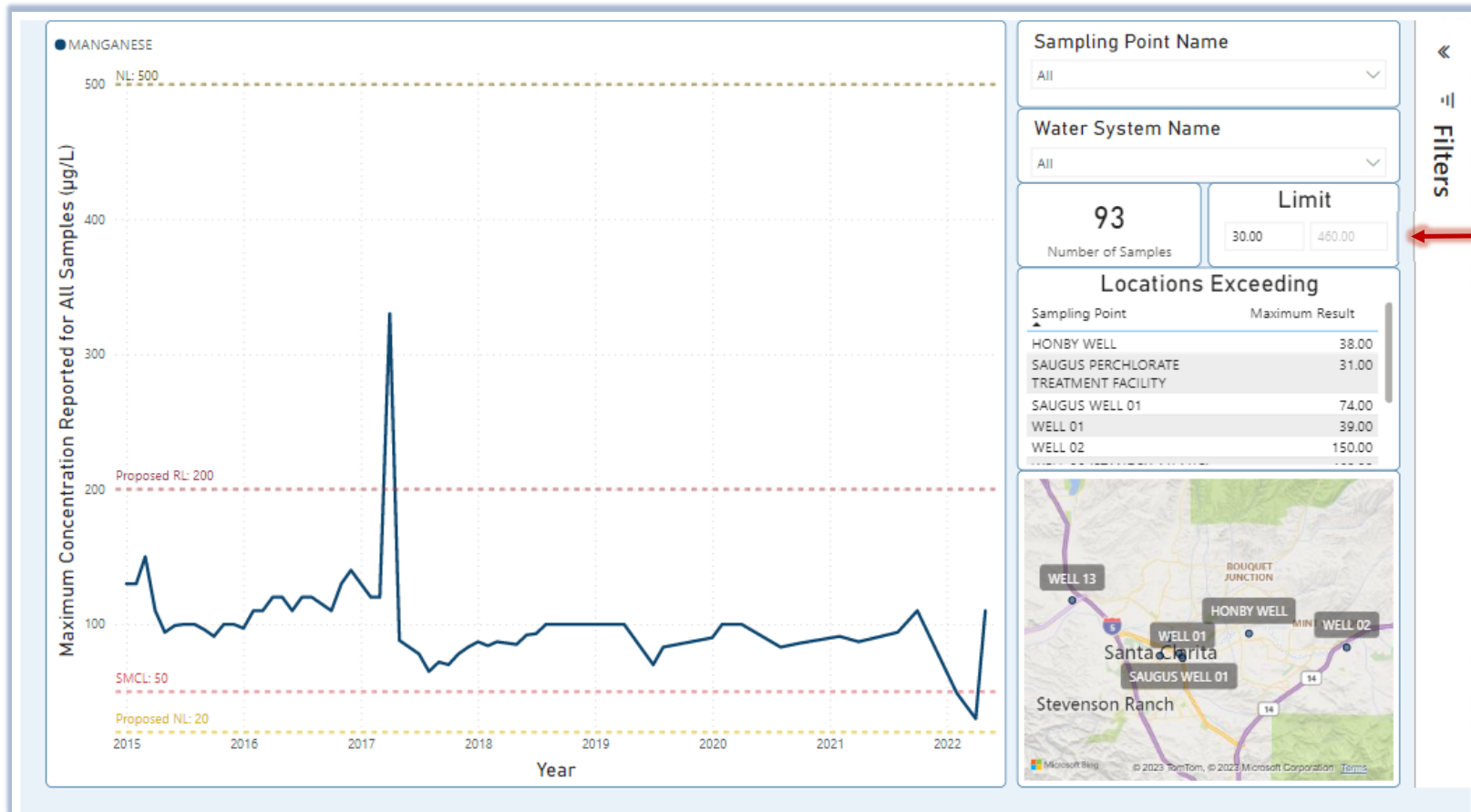


Step 5: Conduct Initial Screening using Max. Concentrations for All Samples for each Analyte (2015 - onwards)



Step 6: Present Results and Identify Constituents of Potential Concern (COPCs) for Further Evaluation

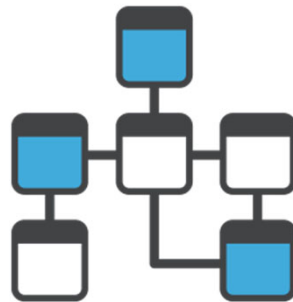
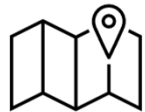
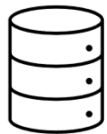
Water Quality Power BI Dashboard



Power BI is being used for Collaboration and Review

What is Power BI?

- BI = Business Intelligence software that allow a user to turn unrelated datasets into meaningful, analytical, interactive visualizations.
- Power BI is a Microsoft product that comes with MS Office suite



Examples of Power BI Applications

Asset
Management

Program/
Project
Management

AMI/AMR

Plant
Operations

Rate Modeling/
Financial
Analysis

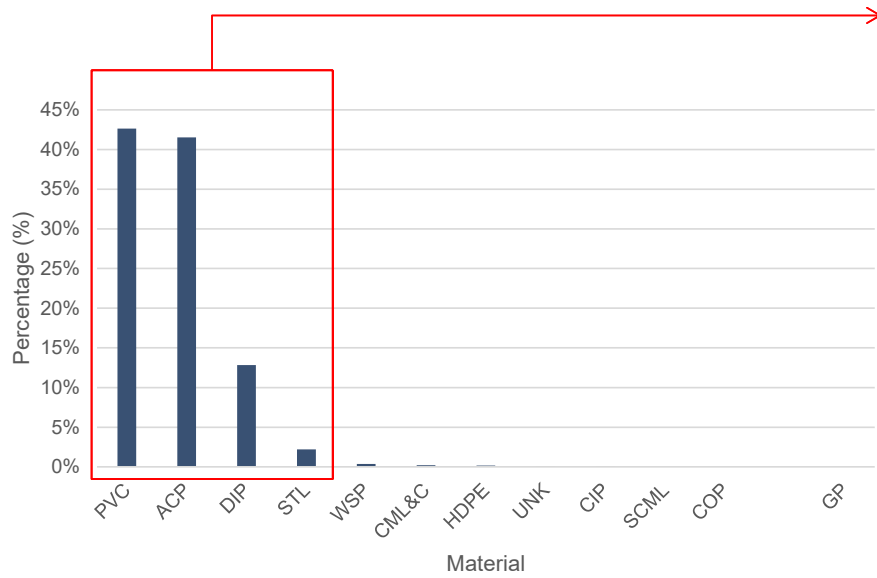
CIP/Master
Plan

Data Source Examples:

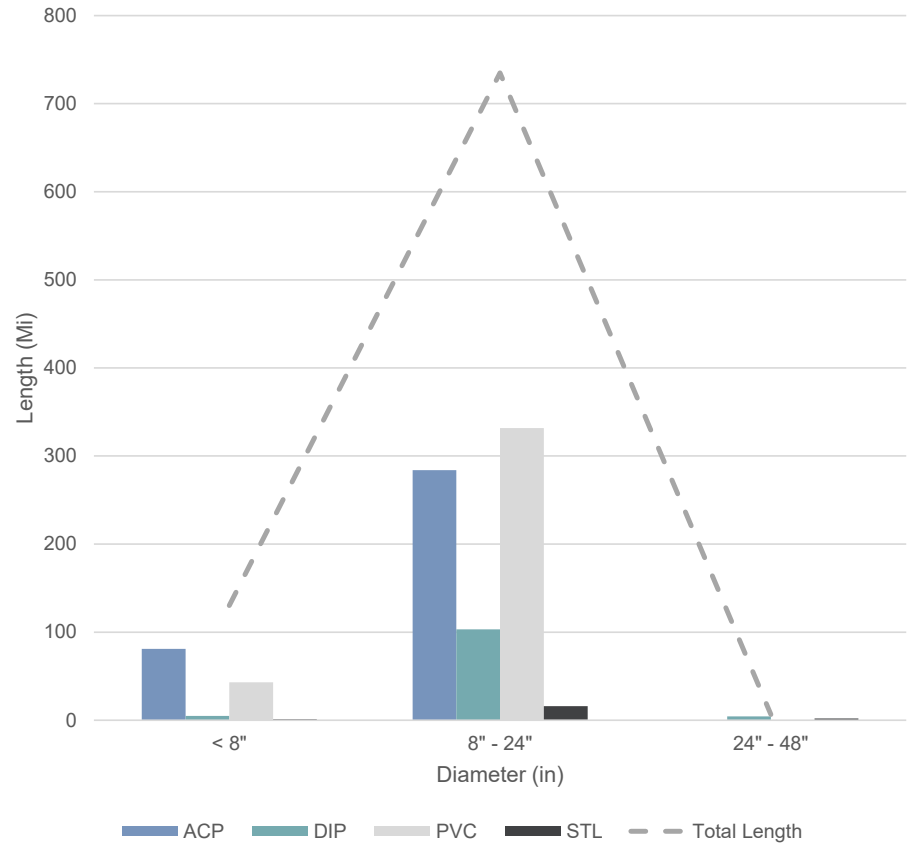
- Hydraulic Model Output
- CMMS, SCADA
- GIS Data
- Maintenance Records
- Planning/Finance Excel Spreadsheets
- PM Software
- Customer Service Records
- ...

Pipeline Risk Assessment

Consequence and probability of failure analysis of pipelines to recommend a pipeline replacement program



Length by Diameter vs. Length by Pipeline Material



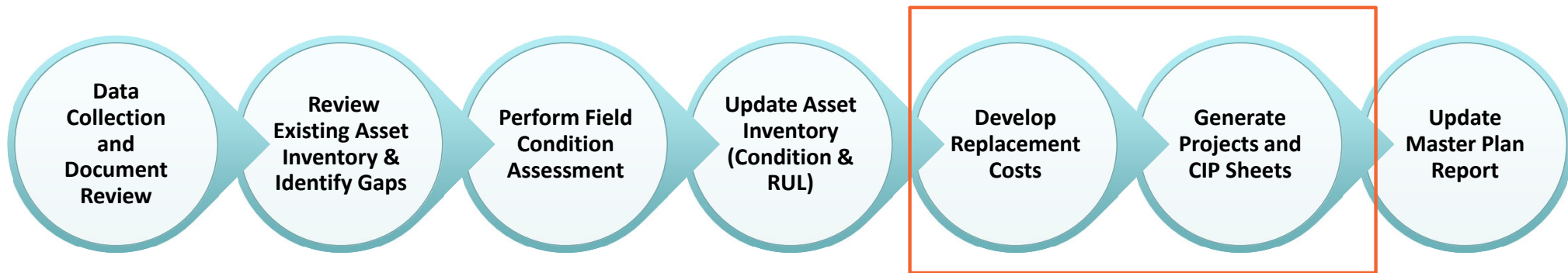
Pipeline Risk Assessment Scoring Guide

Criteria & Weighting

Criteria	Weighting	5	4	3	2	1
RUL	25%	≤20		20-40		≥40
Material	25%	DIP, STL, GP, PVC* , WSP	ACP, COP, CML&C, SCML	HDPE, PVC	CIP	
Leak/Break History	20%	Two or more failures		One failure		No failures
Diameter	20%	¾"-4"	5"-8"	9"-12"	13"-26"	27"-102"
Corrosivity	10%	High		Moderate		Low or no corrosion metallic pipes and all non-metallic pipes

* Denotes 14" PVC pipes installed in late 80s and early 90s that have been identified as more prone to leaks.

Condition Assessment Recommendations



Condition Assessment - Example

- **Sky Blue Booster Pump Station**
 - Pumps – Surface corrosion as observed on the pumps. These pumps are approaching the end of their useful lives (1)
 - Check Valves – Coating failure was observed on the check valves at booster pumps 2,3 and 6 (2)
- **SC-04**
 - Check Valves – Leaking was observed at the stems of Pumps 1,2 and 3 (3)
 - Turnout Pump 3 – Excessive seal leakage was observed (4)
- **SC-01**
 - Pump Capacity is not enough to meet summer demands
- **SC-05**
 - Turnout pumps - Corrosion was observed and shaft guard is missing



Condition Assessment Recommendations – Presented in Power BI



Reset Filters

CIP Packages



Facility Name

Earl Schmidt Intake Pump Station ▼

Project Description

This project includes replacement of:

- Electrical assets such as MCC and switchboards
- Mechanical assets such as vertical turbine pumps (#1 & #3) and gate valves (Pumps 1 through 5)

These assets are approaching the end of their useful lives. The MCC and switchboard are in poor condition. The pumps are older and inefficient to use. The gate valves are manual and there isn't enough space to operate or maintain these valves.

Project Cost

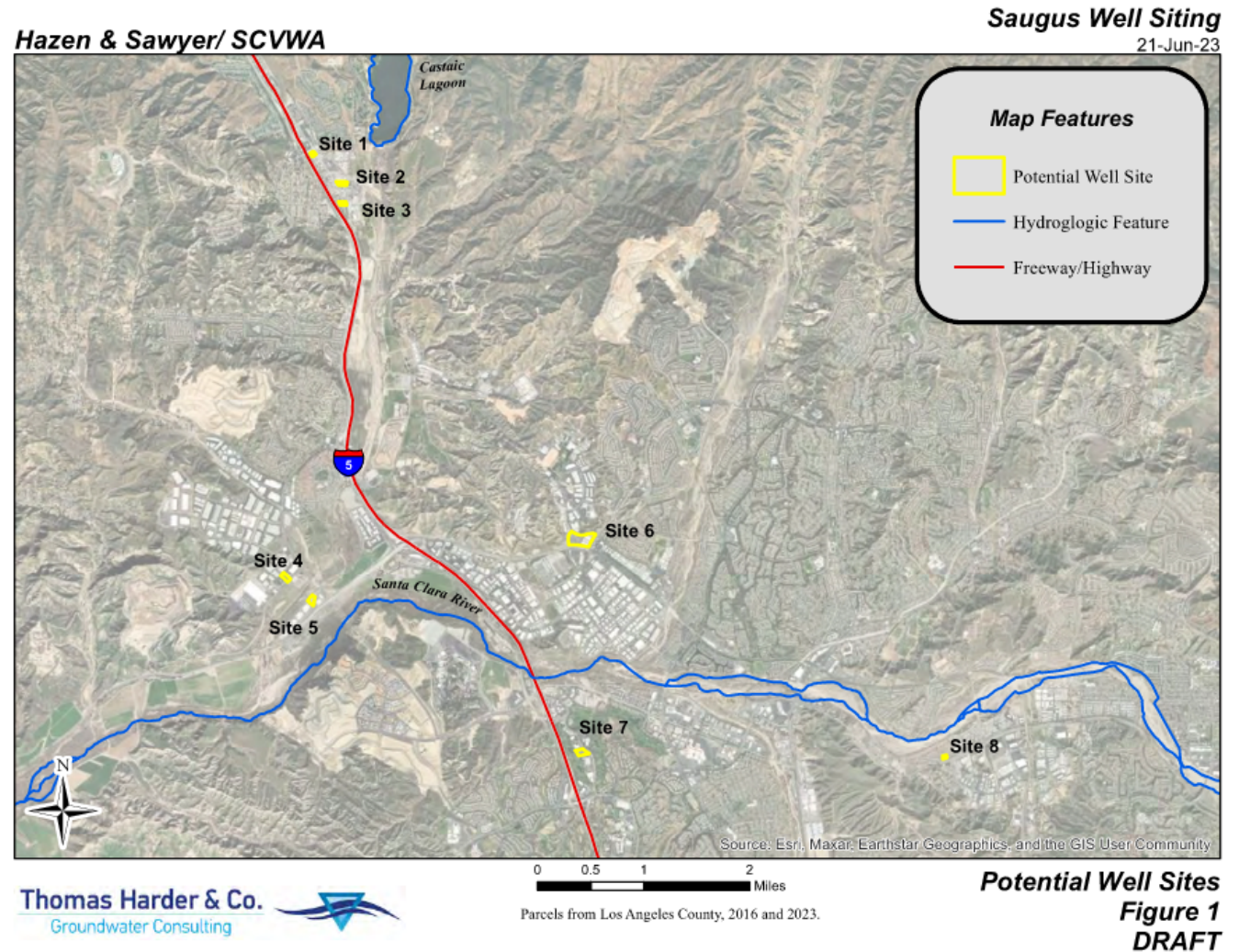
Bare Replacement Cost	\$2,088,200
Estimated Contingency (35%)	\$730,900
Sales Tax (9.5%)	\$133,900
General Conditions/Div01 (15%)	\$443,000
Contractor Overhead and Profit (20%)	\$679,200
Escalation to mid-point of Construction (0%)	\$0
Bonding and Insurance (5%)	\$122,300
Eng/CM/Admin (30%)	\$1,259,200
Total	\$5,456,700

Asset Description	Asset ID	Class-Type	Discipline	RUL	Condition Score	Risk Level	Replacement cost
Pump 3 Inlet Valve	SCV_23071	Valve-Gate	MECHANICAL	8	4	High Risk	\$67,750
Pump 2 Inlet Valve	SCV_23081	Valve-Gate	MECHANICAL	8	4	High Risk	\$67,750
Pump 1 Inlet Valve	SCV_2309	Valve-Gate	MECHANICAL	8	4	High Risk	\$67,750
Pump 1	SCV_2310	Pump-Vertical Turbine	MECHANICAL	5	4	High Risk	\$230,000
Pump 2	SCV_2311	Pump-Vertical Turbine	MECHANICAL	5	4	High Risk	\$230,000
Pump 3 (2 stage)	SCV_2312	Pump-Vertical Turbine	MECHANICAL	5	4	High Risk	\$195,000
Pump 4 (2 stage)	SCV_2313	Pump-Vertical Turbine	MECHANICAL	5	4	High Risk	\$195,000
Pump 5 (2 stage)	SCV_2314	Pump-Vertical Turbine	MECHANICAL	5	4	High Risk	\$195,000
ESIPS MCC	SCV_5908	MCC-	ELECTRICAL	0	5	High Risk	\$320,000
Switchboard	SCV_59086	Switchboard-	ELECTRICAL	0	5	High Risk	\$135,000
Main Distribution Switchboard (Old)	SCV_59087	Switchboard-	ELECTRICAL	5	4	High Risk	\$385,000

Saugus Wells Siting

SCV Water plans to construct 4 future Saugus Wells.

Hydrogeologist Thomas Harder & Co is working with SCV Water to site the 4 future Saugus Wells.



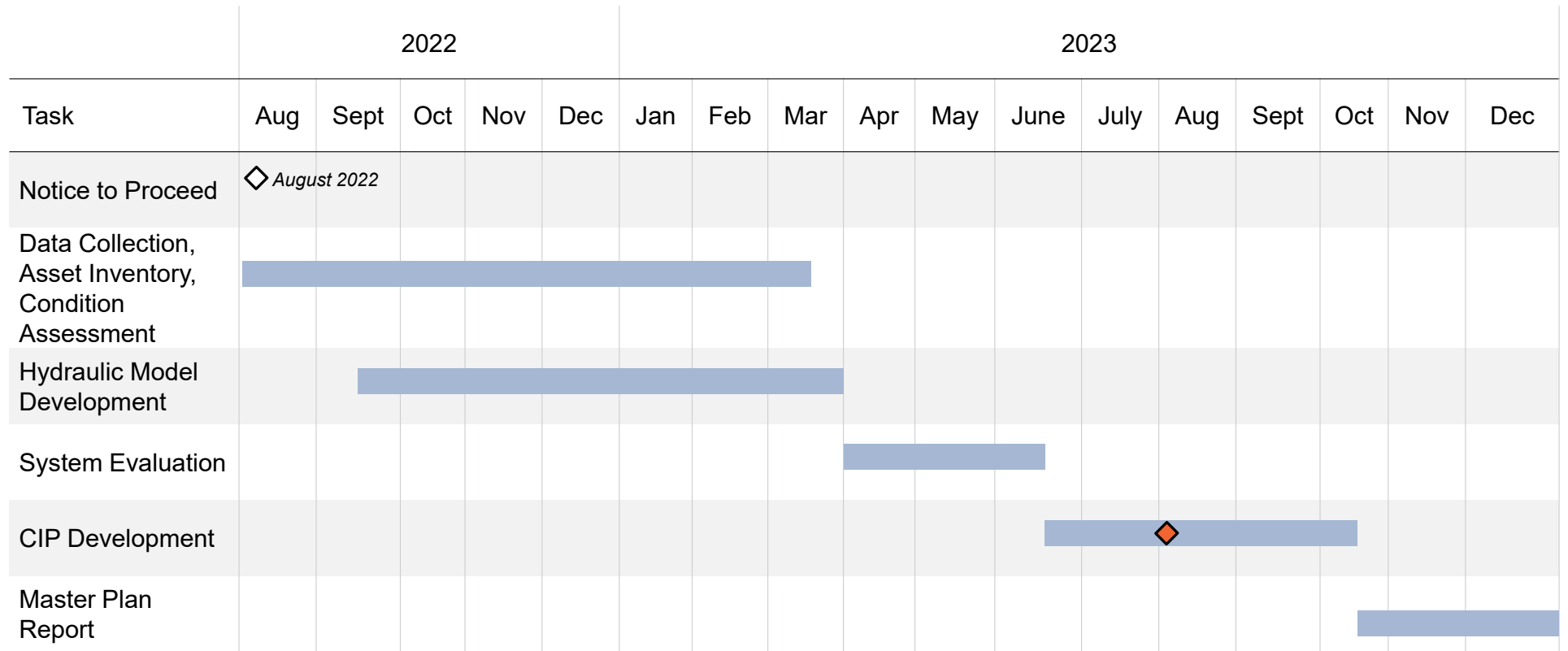
Major Scope Elements

Status Update

- CIP Development – Current task, Q3/Q4 2023
- Master Plan Report – Future task, Q1 2024



Project Schedule



Complete in Q2 2024

Thank you

[This page intentionally left blank.]