



# WATER CONSERVATION

July 2018 Updates

August 7, 2018  
Board of Directors  
Item 7

- ▶ **Programmatic Updates**
- ▶ **Conservation Performance (Compared to 2013 Baseline)**
- ▶ **Performance Fun Facts (SBx7-7 & 2013 Baseline)**
- ▶ **SB 606 & AB 1668 – Statewide Water Use Efficiency Framework**

# AUGUST 2018 CONSERVATION PRESENTATION



# PROGRAMMATIC UPDATES



## SCV Water – Integrated Conservation Program Process Path

Programmatic  
Scope Alignment  
and Budget  
Administration

(Phase 1 Completed)

Programmatic  
Procedures and  
Processes

(In Progress)

Full Capacity  
Programmatic  
Expression – All  
Divisions, Uniform  
Programs

(1-2 Years)

# PROGRAMMATIC UPDATES

Water Conservation Department: 2018  
Integration/ Operating Plan



# PROGRAMMATIC UPDATES

- ▶ 22 Residential Check-Ups
- ▶ 773 High Consumption Letters
- ▶ 56 Leak Notifications
- ▶ 4 HELIUM Rebates (2 Residential, 2 Commercial)
- ▶ Residential Lawn Replacement (1 Completed Project)
- ▶ Residential Smart Controller Rebates (29 Controllers, 169 Stations)
- ▶ Residential Pool Cover Rebates (5 Rebates)



# PROGRAMMATIC UPDATES

# CONSERVATION PERFORMANCE



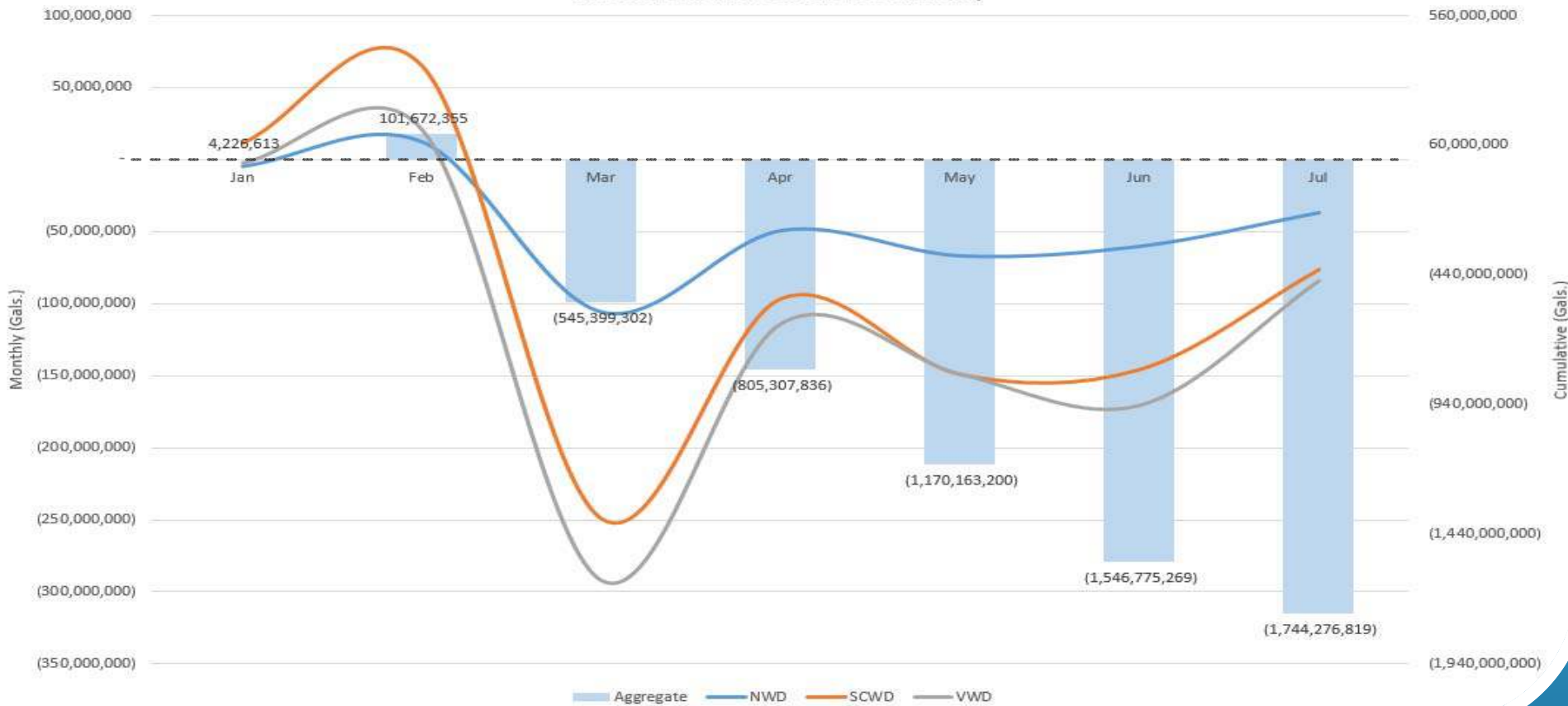
- ▶ **Conservation (Compared to 2013 Baseline)**
  - ▶ **July Conservation = -7.2% (.198 billion gallons)**
  - ▶ **Year to date = -13.3% (~1.744 billion gallons)**
    - ▶ **Newhall = -16.1% (.311 billion gallons)**
    - ▶ **Santa Clarita = -11.9% (.642 billion gallons)**
    - ▶ **Valencia = -13.6% (.791 billion gallons)**



**CONSERVATION PERFORMANCE**

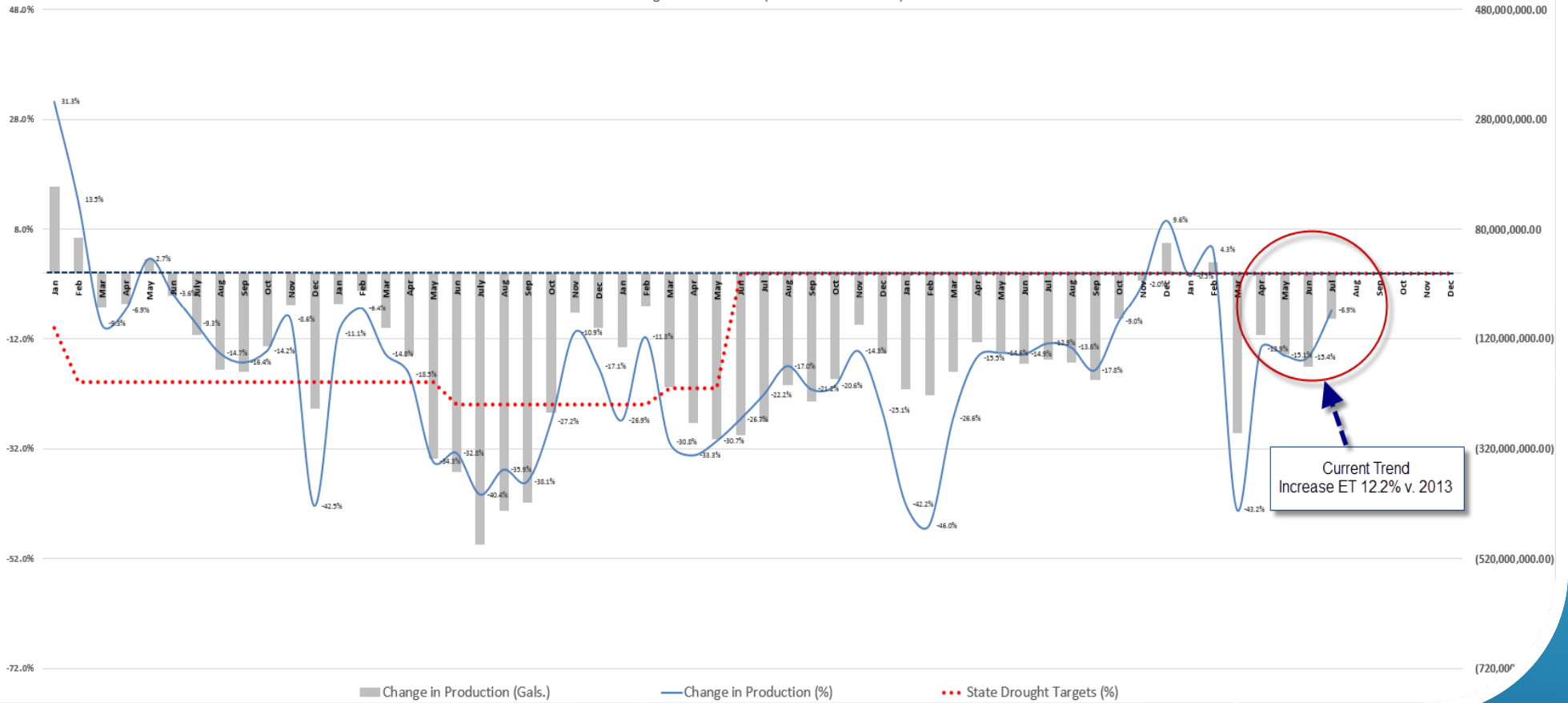


### SCV Water Change in Production v. 2013 All Divisions and Cumulative Monthly



# CONSERVATION PERFORMANCE

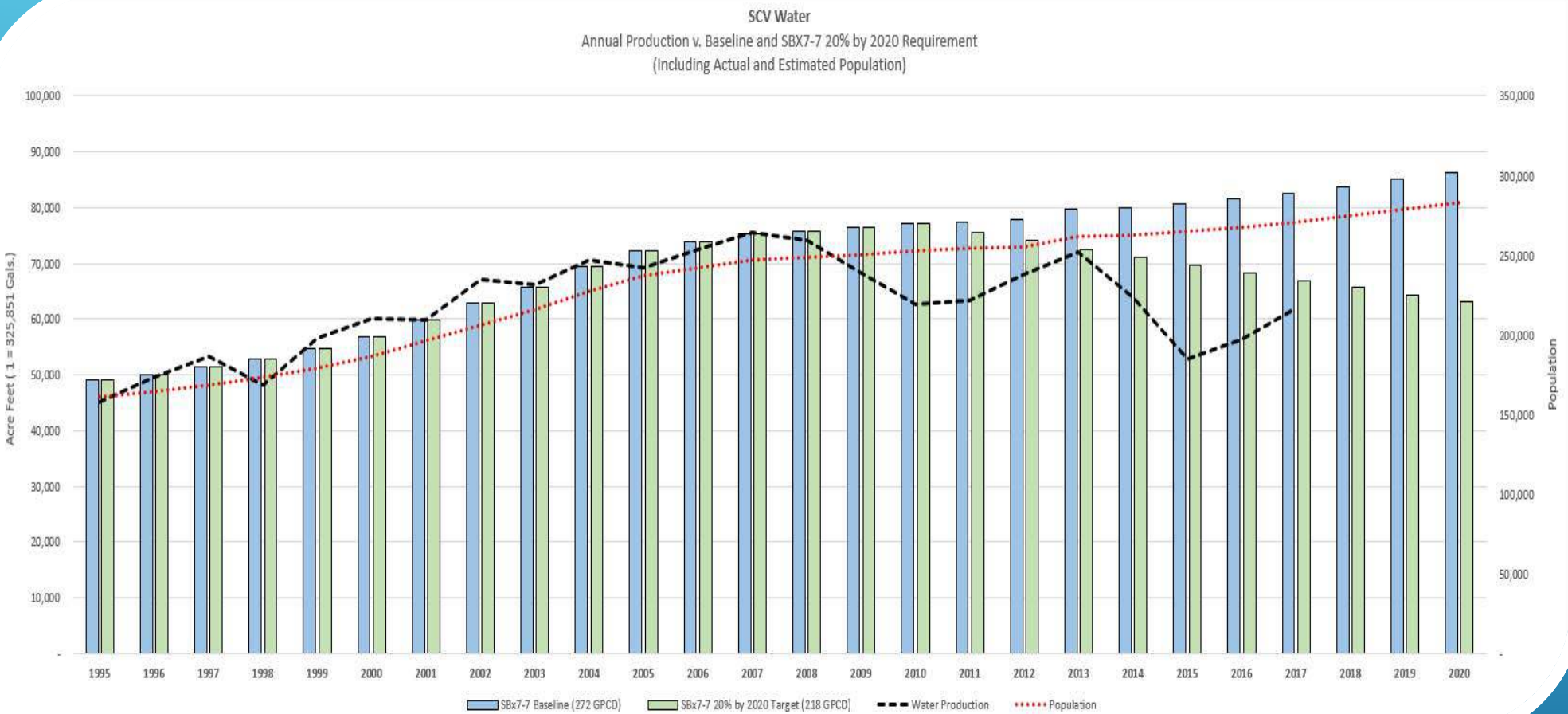
Valencia Water Division  
 Drought Response Results  
 2013 v. 2014/2015/2016/2017/2018  
 Change in Production (Gallons and Percent)



# CONSERVATION PERFORMANCE

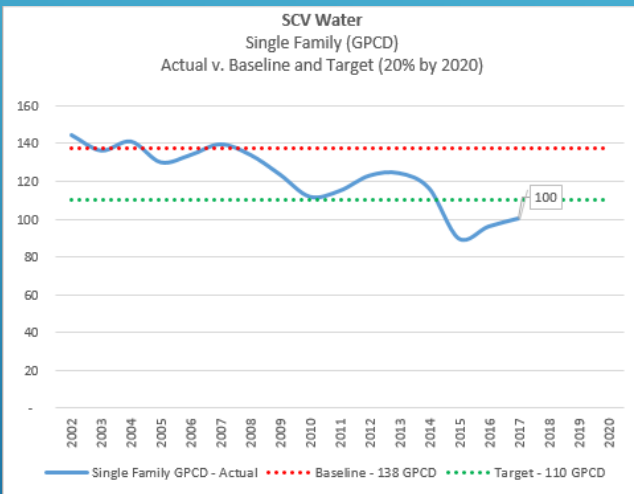

# PERFORMANCE FUN FACTS



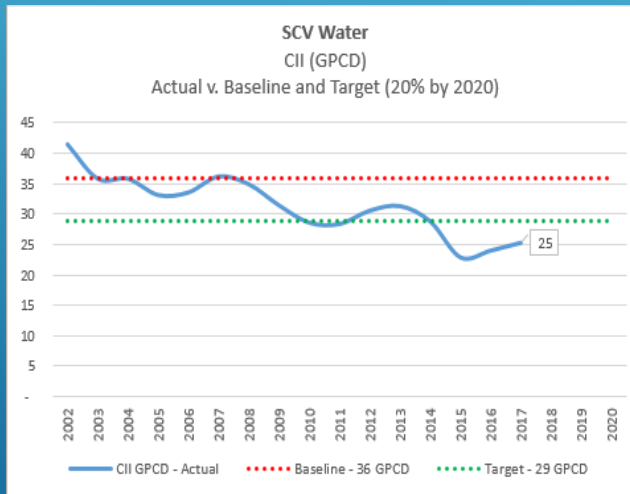


Conservation Savings (SBx7-7 Baseline GPCD v. Actual GPCD) ~ 136,132 AF or 44.4 Billion Gallons  
 Conservation Savings (2013 Production v. Actual Production) ~ 52,648 AF or 17.2 Billion Gallons

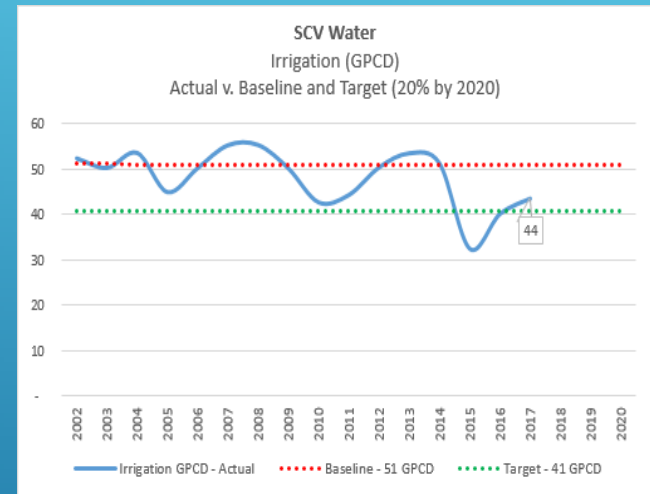
# Fun Facts - Team Effort



Residential Customers  
(From 138 to 100 GPCD)



“Business” Customers  
(From 36 to 25 GPCD)



Landscape Customers  
(From 51 to 44 GPCD)

# Fun Facts

$$\underline{44.4 \text{ Billion Gallons}} \times (8.3 \text{ lbs./Gal}) / 2,000 \text{ lbs.} = \underline{184.1 \text{ Million Tons}}$$


526 Rose Bowls




1,897 Carriers



25.78 Miles - 4.7 x's Mt. Everest (28,0029ft.)



80 Great Pyramids





# SCV CONSERVATION PERFORMANCE

1 Cubic  
Foot  
(7.48 gals.)



**Astronomically Stellar!**  
or at least 2 Round Trip  
Journeys to the Moon



Image Source: Bing Online Image Search – Planet Earth, Moon, Spaceship

SB 606 & AB 1668





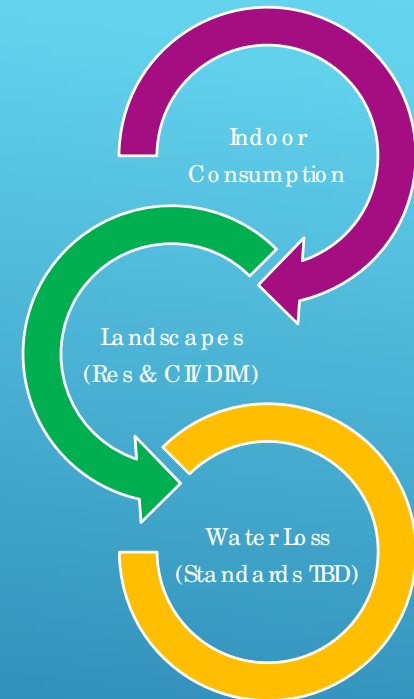
## Water Use Efficiency Framework

- ▶ Establishes the next phase of water efficiency for the State of California
- ▶ State to develop guidance on Water Shortage & Drought Contingency Plans
- ▶ Establishes Urban Water Use Objective (Beginning 2022)
- ▶ Annual Reporting (Actual Water Use v Urban Water Use Objective)
- ▶ Estimated Impact for SCV Water – Additional 15-10% Savings (Compared to 20% by 2020)

SB 606 AND AB 1668

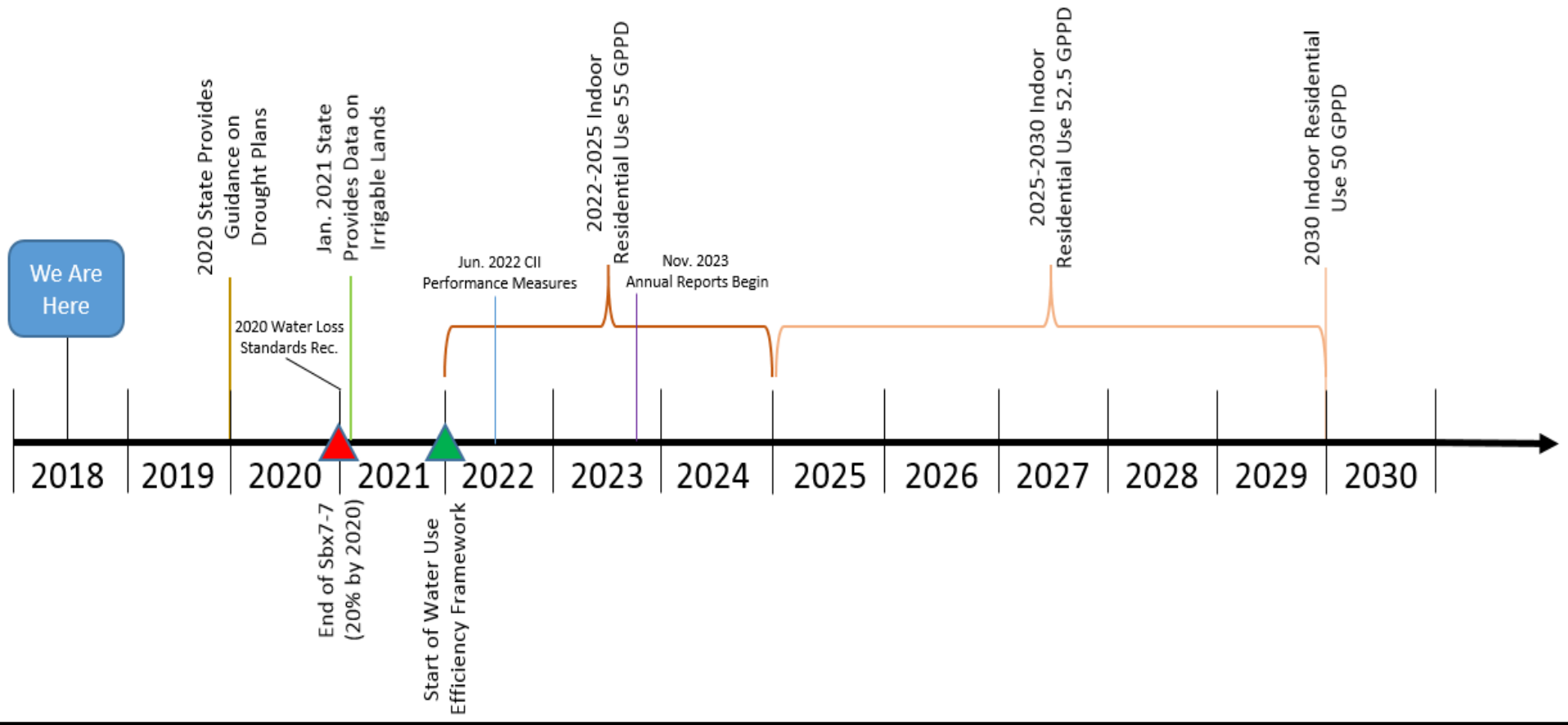
## Water Use Efficiency Framework (Continued)

- ▶ Establishes Urban Water Use Objective (Beginning 2022)
  - ▶ Total Population X 55 Gallons per Person per Day
    - ▶ Reduced to 52.5 GPPD in 2025 and 50 GPPD in 2030
  - ▶ Irrigation Water Use (Total Residential & Dedicated Irrigated Areas)
  - ▶ Commercial, Industrial, Institutional Water Demands
  - ▶ Water Loss Targets and Standards
  - ▶ Bonus Incentives for Recycled Water Use (10% New, 15 Existing Facilities)



SB 606 AND AB 1668

# Water Use Efficiency Framework – Beyond 2020 (AB 1668 and SB 606)



SB 606 AND AB 1668



**Matthew S. Dickens**  
**Resource Conservation Manager**  
**[mdickens@scvwa.org](mailto:mdickens@scvwa.org)**

**QUESTIONS OR COMMENTS**