




Date: December 9, 2019

To: **Finance and Administration Committee**
Dan Mortensen, Chair
B. J. Atkins
Ed Colley
Robert DiPrimio
Maria Gutzeit
R. J. Kelly

From: Eric Campbell 
Chief Financial and Administrative Officer

A meeting of the **Finance and Administration Committee** is scheduled to meet on **Monday, December 16, 2019 at 6:00 PM** at **Rio Vista Water Treatment Plant** located at 27234 Bouquet Canyon Road, Santa Clarita, CA 91350 in the Training Room.

MEETING AGENDA

<u>ITEM</u>		<u>PAGE</u>
1.	Public Comments	
2. *	Recommend Approval of Revised Facility Capacity Fees (FCF)	3
3. *	Recommend Approval of a Resolution Adopting a Ticket Distribution Policy	13
4. *	Recommend Receiving and Filing of October 2019 Monthly Financial Report	23
5. *	Committee Planning Calendar	153
6.	General Report on Finance and Administration Activities	
7.	Adjournment	
*	Indicates attachments	
◆	To be distributed	

NOTICES:

Any person may make a request for a disability-related modification or accommodation needed for that person to be able to participate in the public meeting by telephoning (661) 297-1600, or writing to Santa Clarita Valley Water Agency at 27234 Bouquet Canyon Road, Santa Clarita, CA 91350. Requests must specify the nature of the disability and the type of accommodation requested. A telephone number or other contact information should be included so that Agency staff may discuss appropriate arrangements. Persons requesting a disability-related accommodation should make the request with adequate time before the meeting for the Agency to provide the requested accommodation.

Pursuant to Government Code Section 54957.5, non-exempt public records that relate to open session agenda items and are distributed to a majority of the Board less than seventy-two (72) hours prior to the meeting will be available for public inspection at the Santa Clarita Valley Water Agency, located at 27234 Bouquet Canyon Road, Santa Clarita, California 91350, during regular business hours. When practical, these public records will also be made available on the Agency's Internet Website, accessible at <http://www.yourscvwater.com>.

Posted on December 11, 2019.



COMMITTEE MEMORANDUM

DATE: December 9, 2019
TO: Finance and Administration Committee
FROM: Eric Campbell 
Chief Financial and Administrative Officer
SUBJECT: Recommend Approval of Revised Facility Capacity Fees (FCF)

SUMMARY

The Agency has concluded its 2020 Facility Capacity Fee (FCF) Study, which is updated every 2-3 years. The last FCF study was completed in 2017 with new fees taking effect on January 1, 2018. The results pursuant to the settlement agreement with the LA/Ventura Building Industry Association were modified in 2018 by implementing a prorated adjustment for meter connections smaller than one inch. The Agency also agreed at that time to complete a new FCF study by the end of 2019. The Updated FCF Study has been completed and staff recommendations have been presented to key stakeholders, the Ratepayer Advocate, and this Committee.

DISCUSSION

With a new finance team in place at the Agency, there were some changes to the process of engaging key stakeholders during the FCF study process. A group of stakeholders comprised of the Building Industry Association (BIA), Santa Clarita Valley Economic Development Corporation, Santa Clarita Valley Chamber of Commerce, FivePoint Holdings, and JSB Development met with Agency staff seven times over the eleven months of the FCF Study. The purpose of these meetings was to inform, educate, and collaborate ideas and concerns over the determination of the FCF. At the final meeting in October 2019, staff and the Ratepayer Advocate presented their recommendations to the key stakeholders.

At the November 18, 2019 Finance & Administration Committee meeting, the Committee was presented the respective FCF recommendations by staff and the Ratepayer Advocate. The Committee requested additional time to discuss the FCF recommendations before the issue is presented at the December 23, 2019 special Board meeting.

The FCF provides funds to pay for the cost of expanding the existing infrastructure costs related to new users. The proposed FCF will provide the funds to pay for the cost of approximately \$111 million in capital expenditures through system build-out (estimated to be 2050) related to new users. Note that this is the portion of the Capital Improvement Program (CIP) that is allocated to major capital projects that support growth. A portion of these major capital projects is also allocated to existing users and is not included in the FCF calculation. Additional components of the CIP including minor capital projects and replacement projects are allocated to and funded by existing users, and are not included in the FCF calculations.

FCF's are calculated by using a simple formula:

$$\frac{\text{Costs Allocated to Growth}}{\text{\# of Equivalent Meter Units}}$$

The cost components that are included in the FCFs are:

1. Existing debt service that has been allocated to growth
 - a. The portion of prior bond issuances that were allocated to fund project cost allocated to growth that is currently outstanding. This includes both bond principle and interest. Only the remaining debt service is included in the calculation even though annual FCF revenue collections do not cover this annual obligation. A list of the remaining portion of existing debt that was allocated to growth in prior studies is reflected in **Table 1** below. Note, this table includes the Principal and Interest amounts that remain to be paid (\$355,835,080), and the portion that has been attributable to growth (\$248,848,079).

TABLE 1
Existing Debt Allocated to Growth

Line	Loan	Outstanding Debt Service (All)	Outstanding Debt Service (Growth Only)	Percentage of Debt Svc Allocated to Growth
1	1999 COP	\$104,450,000	\$80,896,525	77.45%
2	2004A COP/ 2014A	\$6,293,250	\$4,933,908	78.40%
3	2008A COP	\$12,147,587	\$9,523,708	78.40%
4	2010A COP	\$63,015,568	\$55,264,653	87.70%
5	2015A Revenue Bonds	\$84,733,575	\$53,127,952	62.70%
6	2016AN Revenue Bonds	\$55,025,750	\$21,735,171	39.50%
7	2016AR Revenue Bonds	\$30,169,350	\$23,366,162	77.45%
Total		\$355,835,080	\$248,848,079	69.93%

2. Future costs to finance the portion of remaining major capital projects required to serve growth.
 - a. Capital projects benefit all Water Service Areas (WSAs) as General Benefit, except for recycled water projects, as WSA 3 is constructing its own source of recycled water. In addition, there are currently three projects that benefit specific WSAs only; these are labeled as Local Benefit projects (**Table 2**).

TABLE 2
Ongoing and Future Capital Projects: Local Benefit

Project Name	Start Year	End Year	Total/Remaining Project Cost	Allocation to Growth	Project Cost (Growth Only)
Honby Parallel (Phase 2 - ext of Phase 1)	2020	2025	\$22,953,000	30.00%	\$6,885,900
Castaic Conduit	2020	2025	\$14,189,000	30.00%	\$4,256,700
NR WSA Integration	2025	2025	\$6,000,000	100.00%	\$6,000,000
Subtotal			<u>\$43,142,000</u>		<u>\$17,142,600</u>
Financing Costs					<u>\$12,092,160</u>
Total Cost					<u>\$29,234,760</u>

- b. Future capital projects have been identified and are in various stages of development. The portion of each of the remaining projects that is attributable to growth has been identified. **Table 3** includes the ongoing and future major capital projects for General Benefit projects and the percentage allocated to growth.
- c. Buildout is planned to be complete in 2050. At buildout, there will be remaining debt service obligations attributable to growth. These remaining costs have not been included in this FCF calculation.

TABLE 3
Ongoing and Future Capital Projects: General Benefit

Project Name	Start Year	End Year	Total/Remaining Project Cost	Allocation to Growth	Project Cost (Growth Only)
Water Supply Banking (10,000 AF) Stored Water Recovery Unit Replacement	2030	2030	\$16,390,400	30.00%	\$4,917,120
Saugus Formation Dry Year Reliability Wells	2045	2050	\$8,195,200	30.00%	\$2,458,560
ESFP Storage Expansion	2021	2024	\$11,155,000	30.00%	\$3,346,500
Rio Vista Reservoir Expansion	2045	2050	\$3,721,645	30.00%	\$1,116,494
Sand Canyon Reservoir Expansion I	2045	2050	\$6,957,725	30.00%	\$2,087,318
Sand Canyon Reservoir Expansion II	2021	2045	\$18,124,000	30.00%	\$5,437,200
Magic Mountain Pipelines 4	2045	2050	\$8,575,252	30.00%	\$2,572,576
Magic Mountain Pipelines 5	2020	2020	\$3,562,000	30.00%	\$1,068,600
Magic Mountain Pipelines 6	2020	2020	\$5,339,000	30.00%	\$1,601,700
Magic Mountain Reservoir	2020	2021	\$13,160,000	30.00%	\$3,948,000
Magic Mountain Reservoir II	2020	2024	\$29,865,000	30.00%	\$8,959,500
Southern Service Area Storage, Pipeline and Pump Station 12 MG	2021	2027	\$46,600,000	30.00%	\$13,980,000
Southern Service Area Expansion	2020	2027	\$63,273,000	30.00%	\$18,981,900
	2045	2050	\$6,782,552	30.00%	\$2,034,766
Subtotal			\$284,842,774		\$72,510,234
Financing cost					\$28,406,408
Total cost					\$100,916,642

3. Cost to build recycled water infrastructure. All customers benefit from the development of recycled water as this source can be used for certain irrigation requirements, freeing up potable water for other uses and enhancing overall water supply reliability. All WSAs except for WSA 3 share in recycled water infrastructure costs. WSA 3 is exempt as this service area is constructing its own source and related infrastructure for recycled water. **Table 4** lists the Recycled Water Projects, their construction cost, cost to finance and total cost that was allocated between current and future users.

TABLE 4
Recycled Water Costs

Project Name	Start Year	End Year	Total/Remaining Project Cost	Allocation to Growth	Project Cost (Growth Only)
Recycled Water Program Phase II, 2A (Center Park)	2020	2024	\$15,657,000	15.00%	\$2,348,550
Recycled Water Program Phase II, 2B (Vista Canyon)	2020	2021	\$4,820,584	15.00%	\$723,088
Recycled Water Program Phase II, 2C (South End)	2020	2025	\$11,869,000	15.00%	\$1,780,350
Recycled Water Program Phase II, 2D (West Ranch)	2020	2020	\$886,378	15.00%	\$132,957
Recycled Water Projects (Alignments A-H)	2030	2035	\$105,885,000	15.00%	\$15,882,750
Subtotal			\$139,117,962		\$20,867,695
Financing Costs					\$3,502,666
Total Cost					\$24,370,361

4. The Agency currently has a water acquisition agreement with the Buena Vista Water Storage District and the Rosedale-Rio Bravo Storage District to increase the water supply availability. The BV/RRB payments reflect the acquisition of water supply based on this agreement. The 30-year payment stream that is divided between existing and future users. **Table 5** contains the annual remaining payment amounts and the amounts allocated to growth.

TABLE 5
Rosedale-Rio Bravo Storage District Obligation

Year	Total BV/RRB Costs	Total Demand (AF)	Annexation Contribution (AF)	Current Use Portion (AF)	Future Use Portion (AF)	Future Use Costs
FY 2020	\$7,990,482	11,000	3,000	4,560	3,324	\$2,414,585
FY 2021	\$8,390,006	11,000	3,000	4,560	3,324	\$2,535,314
FY 2022	\$8,809,507	11,000	3,000	4,560	3,204	\$2,566,003
FY 2023	\$9,249,982	11,000	3,000	4,560	3,094	\$2,601,396
FY 2024	\$9,712,481	11,000	3,000	4,560	2,983	\$2,633,913
FY 2025	\$10,198,105	11,000	3,000	4,560	2,873	\$2,663,179
FY 2026	\$10,708,011	11,000	3,000	4,560	2,762	\$2,688,786
FY 2027	\$11,243,411	11,000	3,000	4,560	2,652	\$2,710,297
FY 2028	\$11,805,582	11,000	3,000	4,560	2,541	\$2,727,236
FY 2029	\$12,395,861	11,000	3,000	4,560	2,431	\$2,739,093
FY 2030	\$13,015,654	11,000	3,000	4,560	2,320	\$2,745,319
FY 2031	\$13,666,436	11,000	3,000	4,560	2,210	\$2,745,319
FY 2032	\$14,349,758	11,000	3,000	4,560	2,099	\$2,738,455
FY 2033	\$15,067,246	11,000	3,000	4,560	1,989	\$2,724,042
FY 2034	\$15,820,608	11,000	3,000	4,560	1,878	\$2,701,342
FY 2035	\$16,611,639	11,000	3,000	4,560	1,768	\$2,669,562
FY 2036	\$17,442,221	11,000	3,000	4,560	1,657	\$2,627,850
FY 2037	\$18,314,332	11,000	3,000	4,560	1,547	\$2,575,293
FY 2038	\$19,230,048	11,000	3,000	4,560	1,436	\$2,510,910
FY 2039	\$20,191,551	11,000	3,000	4,560	1,326	\$2,433,652
FY 2040	\$21,201,128	11,000	3,000	4,560	1,215	\$2,342,390
FY 2041	\$22,261,185	11,000	3,000	4,560	1,105	\$2,235,917
FY 2042	\$23,374,244	11,000	3,000	4,560	994	\$2,112,942
FY 2043	\$24,542,956	11,000	3,000	4,560	884	\$1,972,079
FY 2044	\$25,770,104	11,000	3,000	4,560	773	\$1,811,848
FY 2045	\$27,058,609	11,000	3,000	4,560	663	\$1,630,663
FY 2046	\$28,411,540	11,000	3,000	4,560	552	\$1,426,830
FY 2047	\$29,832,117	11,000	3,000	4,560	442	\$1,198,537
FY 2048	\$31,323,723	11,000	3,000	4,560	331	\$943,848
FY 2049	\$32,889,909	11,000	3,000	4,560	221	\$660,694
FY 2050	\$34,534,404	11,000	3,000	4,560	110	\$346,864
Total	\$565,412,842					\$69,434,157

The costs identified as attributable to growth are summarized in **Table 6**.

TABLE 6
Summary of FCF Revenue Requirement

Line	Benefit Type	Existing Debt Service	BV/RRB Payments	Proposed Debt Service for CIP	Total Revenue Requirement
1	General Benefit	\$194,941,376	\$69,434,157	\$100,916,642	\$365,292,174
2	Recycled Water	\$0	\$0	\$24,370,361	\$24,370,361
3	WSA 1: West Valley	\$12,011,032	\$0	\$11,752,911	\$23,763,944
4	WSA 2: East Valley	\$38,306,718	\$0	\$4,214,463	\$42,521,181
5	WSA 3: Newhall Ranch WSA 4: Whittaker -	\$1,153,817	\$0	\$13,039,852	\$14,193,669
6	Bermite	\$2,435,140	\$0	\$227,533	\$2,662,673
7	Total	\$248,848,083	\$69,434,157	\$154,521,763	\$472,804,003

The largest challenge regarding the FCF is that while there is a degree of certainty in the timing of the debt service and capital costs incurred, there is less certainty in the timing of new service connections and hence the FCF revenue generation. A second issue is uncertainty of the number of meters and their size, that will be added during the buildout. These are influenced by economic, housing market, and regulatory trends. As a result of these challenges a financial model was developed that considered the concept of uncertainty in future population growth (influences the number of meter connections). The model produced 5,000 independent scenarios, each resulting in a cost to be recovered by a specific number of equivalent meter units. The model takes these 5,000 scenarios and creates a frequency distribution that is used to select a set of fees that would generate the required revenue for a stated level of confidence. That is to say that the more certainty desired that fees would recover the costs associated with growth, the higher the fees need to be. This is due to the uncertainty of the number and sizes of meters that will be added. The more meters that are expected to be added, the lower the fee per meter will be. The fewer the equivalent meter units (EMU) expected to be added, the higher the fee per meter must be.

Figure 1 shows the model results at various levels of confidence for each WSA. Staff is recommending the use of the 95% level of confidence that the FCF fees will collect the identified revenue requirement. This is effectively placing the risk of under-collecting fees attributable to growth-on-growth, rather than existing customers.

FIGURE 1
Fee Sensitivity to Modeled Level of Confidence

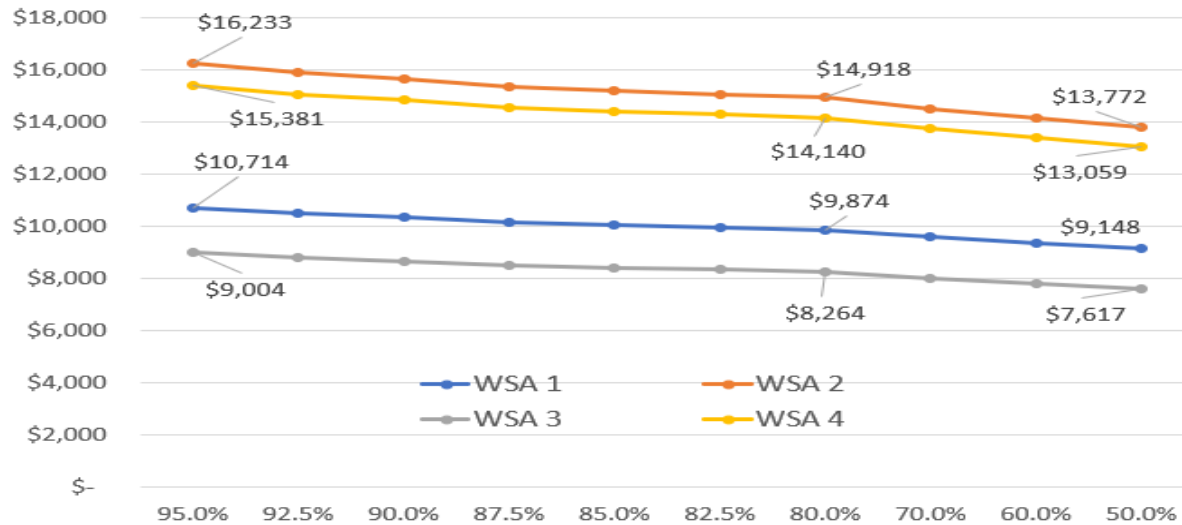


Table 7 is a comparison of the staff recommended FCFs against the existing fees. **Table 8** has the recommendation of the Ratepayer Advocate. Note that the revenue requirement is identical compared to staff. The difference between staff and Ratepayer Advocate’s recommendation is the amount of growth in EMUs (equivalent meter units). The higher number of EMUs used by the ratepayer advocate increases the level of uncertainty as to whether the fees will be sufficient as their calculation assumes greater growth. Neither of the recommendations are technically wrong; the difference is in the level of uncertainty of fee performance being placed on retail customers. That is to say that if the FCFs underperform, the shortfall will be passed on to retail customers.

TABLE 7
Staff Recommended Facility Capacity Fee Update by WSA

Staff Recommendation						
Line	WSA	Total Revenue Requirement	Growth in EMUs	FCF per EMU 1" as a base	Current Fee for 1"	Change %
1	WSA 1: West Valley	\$183,828,708	17,158	\$10,714	\$11,476	-6.6%
2	WSA 2: East Valley	\$99,980,328	6,159	\$16,233	\$16,124	0.7%
3	WSA 3: Newhall Ranch	\$182,228,069	20,238	\$9,004	\$9,745	-7.6%
4	WSA 4: Whittaker -Bermite	\$6,766,898	440	\$15,381	\$18,192	-15.5%
		\$472,804,003	43,995			

TABLE 8
Ratepayer Advocate Recommendation

Ratepayer Advocate Recommendation						
Line	WSA	Total Revenue Requirement	Growth in EMUs	FCF Per EMU 1" as a base	Current Fee for 1"	Change %
1	WSA 1: West Valley	\$183,828,708	18,719	\$9,821	\$11,476	-14.4%
2	WSA 2: East Valley	\$99,980,328	6,720	\$14,879	\$16,124	-7.7%
3	WSA 3: Newhall Ranch	\$182,228,069	22,078	\$8,254	\$9,745	-15.3%
4	WSA 4: Whittaker -Bermite	\$6,766,898	480	\$14,009	\$18,192	-23.0%
		\$472,804,003	47,997			

There is an 8.3% difference between staff’s recommendation and the Ratepayer Advocate as reflected in **Table 9**. The fees recommended by the Ratepayer Advocate approximate the staff’s model results at the 80% level of confidence.

In addition to the FCF recommendation, Staff also recommends modification to the FCFs annually in years between FCF Study Updates by using the ENR City of Los Angeles Construction Cost Index (ENR Index) to the fees. The use of the ENR Index will be as follows: On an annual basis, the December ENR Index will be applied to the existing FCF, with a cap on the size of the annual adjustments of not greater than a 3% increase or 3% decrease. The purpose of adjusting the fees within these annual limits in years that a full FCF Study Update is not made is to minimize the risk of large changes in the fees when a new study is released.

TABLE 9
Comparison of FCF Update Recommendations

WSA	Staff	Ratepayer Advocate		
	Recommendation	Recommendation	\$ Difference	% Difference
WSA 1: West Valley	\$ 10,714	\$ 9,821	\$ (893)	-8.3%
WSA 2: East Valley	\$ 16,233	\$ 14,879	\$ (1,354)	-8.3%
WSA 3: Newhall Ranch	\$ 9,004	\$ 8,254	\$ (750)	-8.3%
WSA 4: Whittaker -Bermite	\$ 15,381	\$ 14,099	\$ (1,282)	-8.3%

FINANCIAL CONSIDERATIONS

\$472,804,003 in Facility Capacity Fees will be generated to recover the cost of infrastructure attributable to growth between 2020 and 2050 as currently planned. Selecting a set of fees to charge and cost index to adjust the FCFs until the next FCF Study Update, is a complex issue.

RECOMMENDATION

The Finance and Administration Committee recommends that the Board of Directors review staff’s and the Ratepayer Advocate’s FCF recommendations and select and approve revised Facility Capacity Fees (FCF).

EC

M65

[This page intentionally left blank.]



BOARD MEMORANDUM

DATE: December 9, 2019

TO: Finance and Administration Committee

FROM: Rochelle Patterson *R. Patterson*
Director of Finance and Administration

SUBJECT: Recommend Approval of a Resolution Adopting a Ticket Distribution Policy

SUMMARY

From time to time, Agency employees or Directors may be offered gifts from vendors and consultants. In general, and to be consistent with various ethics and fair political practices codes, gifts should not be accepted when possible, as they could constitute a conflict of interest to the Agency. If gifts are delivered, however, they are encouraged to be turned over to the Agency and/or shared amongst the staff. In the event that tickets are gifted, such as to a festival or athletic event, the acceptance must be approved by the General Manager, and the tickets must be reported and published on the Agency's website. For Board of Directors and staff that accept gifts and/or tickets, they must be reported on their Fair Political Practices Commission (FPPC) form 700.

DISCUSSION

The purpose of this Ticket Distribution Policy (Policy) is to ensure that tickets, which are resources of SCV Water, are distributed to further the public purposes of SCV Water. The distribution of any ticket pursuant to this Policy shall accomplish some or all of SCV Water's public purposes, including those of water conservation programs, water supply and distribution, outreach and other programs and activities.

The FPPC Regulation Section 18944.1 provides rules governing the distribution to public officials of tickets or passes for admission "to a facility, event, show, or performance for an entertainment, amusement, recreational, or similar purpose." Under Section 18944.1 the Agency is required to publicly document distribution of tickets or passes subject to the regulation. As a result, the Agency has developed the attached Resolution (Attachment 1) incorporating the Ticket Distribution Policy, using legacy CLWA's former policy as a template.

Any tickets distributed will need to follow procedures that may include filling out the attached Ticket Distribution Policy (Attachment 2) and/or California Form 802 – Agency Report of Ceremonial Role Events and Ticket/Pass Distributions (Attachment 3).

FINANCIAL CONSIDERATIONS

None at this time.

RECOMMENDATION

The Finance and Administration Committee recommends that the Board of Directors approve the attached resolution adopting a Ticket Distribution Policy.

RP

Attachments

ATTACHMENT 1

RESOLUTION NO. ____

RESOLUTION OF THE BOARD OF DIRECTORS OF THE SANTA CLARITA VALLEY WATER AGENCY ADOPTING A TICKET DISTRIBUTION POLICY

WHEREAS, the Fair Political Practices Commission (FPPC) has amended its regulations regarding the distribution to public officials of certain types of tickets or passes to events, and one new provision requires the adoption of a written policy by the Santa Clarita Valley Water Agency (SCV Water) Board of Directors before such distribution can be made (see 2 Cal. Code Regs. § 18944.1(b)); and

WHEREAS, SCV Water's written policy must contain at least those requirements set forth in § 18944.1(b); and

WHEREAS, SCV Water may occasionally receive, purchase, generate or otherwise gain ownership of tickets and passes to events for entertainment, amusement, recreational or similar purposes, and it wishes to avail the Agency and its officials, as defined for purposes of Government Code § 82048 and FPPC Regulations § 18701, of the ability to distribute tickets and passes pursuant to § 18944.1(b); and

WHEREAS, SCV Water desires to use such tickets or passes to further its governmental and public purposes, which include enhancing water reliability; promoting SCV Water programs and services, organizing and managing water conservation programs; supplying water to households and businesses in the Santa Clarita Valley and providing reliable and high quality water at a reasonable cost; and

WHEREAS, as provided in § 18944.1, such tickets and/or passes distributed in accordance with a duly adopted written policy are, when so distributed, not considered gifts to public officials; and

WHEREAS, the FPPC recognizes and has stated that the SCV Water Board of Directors has discretion in determining whether the distribution of tickets and/or passes serves a legitimate public purpose of SCV Water, provided that the determination is consistent with State law.

NOW, THEREFORE, BE IT RESOLVED by the Board of Directors of the Santa Clarita Water Agency, as follows:

Section 1. The Board of Directors hereby adopts the Ticket Distribution Policy, as follows:

Santa Clarita Valley Water Agency Ticket Distribution Policy

1. Definitions.

- a. SCV Water "Official" shall mean a Director, officer, employee, or consultant of SCV Water as defined in Government Code Section 82048 and 2 Cal. Code Regs. Section 18701.

- b. "Ticket" shall mean a ticket or pass for admission to a facility, event, show, or other performance for an entertainment, amusement, recreational, or similar purpose that is received by SCV Water from a public or private source, that is purchased by SCV Water, or that is obtained by SCV Water because of its control of the event or facility.
2. Purpose of Ticket Distribution Policy. The purpose of this Ticket Distribution Policy (Policy) is to ensure that Tickets, which are resources of SCV Water, are distributed to further the public purposes of SCV Water.
3. Limitation. This Policy shall only apply to SCV Water's distribution of tickets to, or at the behest of, an SCV Water Official.
4. Public Purposes for Ticket Distribution. The following list is illustrative of the public purposes that SCV Water may accomplish by the distribution of tickets to, or at the behest of, an SCV Water Official:
 - a. Representation of Santa Clarita Valley on federal, state and regional levels.
 - b. Encouragement of, and education about, water conservation programs.
 - c. Promotion of SCV Water sponsored or supported community events and programs.
 - d. Promotion of specific programs sponsored or supported by SCV Water;
 - e. Promotion of SCV Water and the Santa Clarita Valley water community recognition, visibility, and/or profile on a local, state, national, or international scale.
 - f. Promotion of open government by SCV Water Official appearances, participation, and/or availability at business, local government and/or community events.
 - g. Increasing public exposure to, and awareness of, the various educational programs available to the public through SCV Water and SCV Water sponsored programs.
 - h. Promotion of intergovernmental relations through activities and events involving other public entities.
 - i. Promotion of special events sponsored in whole or part by SCV Water.
 - j. Attraction and retention of highly qualified employees in SCV Water service.
 - k. Recognizing or rewarding meritorious service by an SCV Water employee, promoting enhanced SCV Water employee performance or morale, and recognizing contributions made to SCV Water by former Officials and employees.
5. Requirement of Public Purpose. The distribution of any Ticket pursuant to this Policy shall accomplish some or all of SCV Water's public purposes.
6. Prohibition Against Transfer. The transfer by any SCV Water Official of any Ticket, distributed to such Official pursuant to this Policy, to any other person, except to members of the Official's immediate family for their personal use, is prohibited. No person receiving a Ticket pursuant to this Policy shall be permitted to sell, receive reimbursement for the value of, or further transfer any Ticket.

7. Posting Form 802 on SCV Water. Within 30 days of distributing a Ticket hereunder, SCV Water will post a completed California Fair Political Practices Commission Form 802 in a prominent place on the SCV Water website.
8. Agency Head. For purposes of posting California Fair Political Practices Commission Form 802, the SCV Water General Manager or the General Manager's designee shall be the "Agency Head."

Section 2: This Policy shall be posted on SCV Water's website in a prominent fashion.

Section 3: The distribution of tickets or passes pursuant to the Policy above shall be posted, using FPPC Form 802, in a prominent fashion on the SCV Water website within 30 days of the distribution.

[This page intentionally left blank.]



TICKET DISTRIBUTION FORM

COMPLETE THE INFORMATION BELOW

Employee Information:

Name	Department	
Phone	Email	Class Title

Event and Ticket Information:

Date(s) of Event	____ / ____ / ____	Description of Event	_____
	____ / ____ / ____	Face Value of Ticket	\$ _____
Name of Outside Source of Ticket(s) Provided to Agency _____			
Number of Tickets Received _____			
Ticket(s) Provided to Agency: <input type="checkbox"/> Gratuitously <input type="checkbox"/> Pursuant to Contract			

Purpose for Ticket Distribution:

The purpose of the Ticket Distribution Policy is to ensure that tickets, which are resources of Santa Clarita Valley Water Agency (SCV Water), are distributed to further the public purposes of SCV Water.

- Representation of Santa Clarita Valley on federal, state and regional levels.
- Encouragement of, and education about, water conservation programs.
- Promotion of SCV Water sponsored or supported community events and programs.
- Promotion of specific programs sponsored or supported by SCV Water.
- Promotion of intergovernmental relations through activities and events involving other public entities.
- Promotion of special events sponsored in whole or part by SCV Water.
- Attraction and retention of highly qualified employees in SCV Water service.
- Promotion of SCV Water and the Santa Clarita Valley water community recognition, visibility, and/or profile on a local, state, national, or international scale.
- Promotion of open government by SCV Water official appearances, participation, and/or availability at business, local government and/or community events.
- Increasing public exposure to, and awareness of, the various educational programs available to the public through SCV Water and SCV Water sponsored programs.
- Recognizing or rewarding meritorious service by a SCV Water employee, promoting enhanced SCV Water employee performance or morale, and recognizing contributions made to SCV Water by former officials and employees.

Once completed by employee, route to: Supervisor _____ Board Secretary _____
Initial and Date Initial and Date

Approval of Ticket Distribution:

General Manager _____	Date _____	Ticket(s) can be raffled: <input type="checkbox"/> Yes <input type="checkbox"/> No
-----------------------	------------	--

Additionally, the employee must also complete **Form 802 (DMS #12605)** and submit it to the Board Secretary along with this Form for posting on the Agency's website *within 15 days of receiving the tickets.*

**Agency Report of:
Ceremonial Role Events and Ticket/Pass Distributions**

1. Agency Name Santa Clarita Water Agency		Date Stamp	California Form 802
Division, Department, or Region <i>(if applicable)</i>		For Official Use Only	
Designated Agency Contact <i>(Name, Title)</i>		<input type="checkbox"/> Amendment <i>(Must Provide Explanation in Part 3.)</i> Date of Original Filing: _____ <i>(month, day, year)</i>	
Area Code/Phone Number	E-mail		

2. Function or Event Information

Does the agency have a ticket policy? Yes No Face Value of Each Ticket/Pass \$ _____

Event Description: _____ Date(s) ____/____/____ ____/____/____
Provide Title/ Explanation

Ticket(s)/Pass(es) provided by agency? Yes No If no: _____
Name of Source

Was ticket distribution made at the behest of agency official? Yes No If yes: _____
Official's Name (Last, First)

3. Recipients

• Use Section A to identify the agency's department or unit. • Use Section B to identify an individual. • Use Section C to identify an outside organization.

A. Name of Agency, Department or Unit	Number of Ticket(s)/ Passes	Describe the public purpose made pursuant to the agency's policy
B. Name of Individual <i>(Last, First)</i>	Number of Ticket(s)/ Passes	Identify one of the following:
		Ceremonial Role <input type="checkbox"/> Other <input type="checkbox"/> Income <input type="checkbox"/> <i>If checking "Ceremonial Role" or "Other" describe below:</i>
		Ceremonial Role <input type="checkbox"/> Other <input type="checkbox"/> Income <input type="checkbox"/> <i>If checking "Ceremonial Role" or "Other" describe below:</i>
C. Name of Outside Organization <i>(include address and description)</i>	Number of Ticket(s)/ Passes	Describe the public purpose made pursuant to the agency's policy

4. Verification

I have read and understand FPPC Regulations 18944.1 and 18942. I have verified that the distribution set forth above, is in accordance with the requirements.

 Signature of Agency Head or Designee Print Name Title *(month, day, year)*

Comment: _____

This form is for use by all state and local government agencies. The form identifies persons that receive admission tickets and passes and describes the public purpose for the distribution. This form was prepared by the Fair Political Practices Commission (FPPC) and is available at www.fppc.ca.gov.

General Information

FPPC Regulation 18944.1 sets out the circumstances under which an agency's distribution of tickets to entertainment events, sporting events, and like occasions would not result in a gift to individuals that attend the function. In general, the agency must adopt a policy which identifies the public purpose served in distributing the admissions. The Form 802 serves to detail each event and the public purpose of each ticket distribution. FPPC Regulation 18942 lists exceptions to reportable gifts, including ceremonial events, when listed on this form.

When the regulation procedures are followed, persons, organizations, or agencies who receive admissions are listed on a Form 802. Agency officials do not report the admissions on the official's Statement of Economic Interests, Form 700, and the value of the admission is not subject to the gift limit.

The Form 802 also informs the public as to whether the admissions were made at the behest of an agency official and whether the behested tickets were provided to an organization or to specific individuals.

Exception

FPPC This form is not required for admission provided to a school or university district official, coach, athletic director, or employee to attend an amateur event performed by students of that school or university.

Reporting and Public Posting

Ticket Distribution Policies: An agency must post its ticket policy on its website within 30 days of adoption or amendment and e-mail a link of the website location to FPPC at form802@fppc.ca.gov.

Form 802: The use of the ticket or pass under the policy must be reported on Form 802 and posted on the agency's website within 45 days of distribution. A link to the website location of the forms must be e-mailed to FPPC at form802@fppc.ca.gov.

The FPPC will post on its website the link to each agency's policy and completed forms. It is not necessary to send an e-mail each time a new Form 802 is posted. It is only necessary to submit the link if the posting location changes.

This form must be maintained as a public document.

Privacy Information Notice

Information requested by the FPPC is used to administer and enforce the Political Reform Act. Failure to provide information may be a violation subject to administrative, criminal, or civil penalties. All reports are public records available for inspection and reproduction. Direct questions to FPPC's General Counsel.

Instructions

Part 1. Agency Identification:

List the agency's name. Provide a designated agency contact person, their phone number, and e-mail address. Mark the amendment box if changing any information on a previously filed form and include the date of the original filing.

Part 2. Function or Event Information:

Confirm that your agency has a policy for ticket distribution. Unless the ceremonial role or income box in Part 3, Section B, is marked, this form is only applicable if your agency has a policy.

Complete all of the other required fields that identify the ticket value, description of event, date(s) and whether the ticket was provided by the agency or an outside source. If an agency official behests the tickets, the official's name is also required. Use the comment field or an attachment to explain in full.

Part 3. Ticket Recipients:

This part identifies who uses the tickets. The identification requirements vary depending upon who received the tickets and are categorized into three sections. Each section must list the number of tickets received. Use the comment field or an attachment to explain in full.

Section A. Report tickets distributed to agency staff, other than an elected official or governing board member, pursuant to the agency's policy. It is not necessary to list each employee's name, but identify the unit/department for which the employee works. The agency must describe the public purpose associated with the ticket distribution. A reference to the policy is permissible.

Section B. Report: 1) any agency official who performs a ceremonial role; 2) any agency official who reports the value as income; or 3) tickets used by elected officials and governing board members (including those distributed pursuant to the agency's policy).

Section C. Report tickets provided to an organization. The organization's name, an address (website url is permissible), and a brief description of the public purpose are required.

**Agency Report of:
Ceremonial Role Events and Ticket/Pass Distributions
Continuation Sheet**

Agency Name

Santa Clarita Water Agency

3. Recipients

• Use Section A to identify the agency's department or unit. • Use Section B to identify an individual. • Use Section C to identify an outside organization.

A. Name of Agency, Department or Unit	Number of Ticket(s)/ Passes	Describe the public purpose made pursuant to the agency's policy
B. Name of Individual (Last, First)	Number of Ticket(s)/ Passes	Identify one of the following:
		Ceremonial Role <input type="checkbox"/> Other <input type="checkbox"/> Income <input type="checkbox"/> <i>If checking "Ceremonial Role" or "Other" describe below:</i>
		Ceremonial Role <input type="checkbox"/> Other <input type="checkbox"/> Income <input type="checkbox"/> <i>If checking "Ceremonial Role" or "Other" describe below:</i>
		Ceremonial Role <input type="checkbox"/> Other <input type="checkbox"/> Income <input type="checkbox"/> <i>If checking "Ceremonial Role" or "Other" describe below:</i>
		Ceremonial Role <input type="checkbox"/> Other <input type="checkbox"/> Income <input type="checkbox"/> <i>If checking "Ceremonial Role" or "Other" describe below:</i>
C. Name of Outside Organization (include address and description)	Number of Ticket(s)/ Passes	Describe the public purpose made pursuant to the agency's policy



ITEM NO.
4

Monthly Financial Report

OCTOBER 2019

[This page intentionally left blank.]

Investment Reports

[This page intentionally left blank.]

Regional Division
Cash and Investment Summary
10/31/19

	Balance	Percent of Total	Average Remaining Life Days	Weighted Average Yield
<u>Agency Funds</u>				
Cash & Sweep Account	\$ 2,710,297	1.77%	-	1.666%
LAIF - Regional (excludes Retail Divisions)	23,067,338	15.10%	-	2.190%
LACPIF	46,471,602	30.43%	-	1.980%
State and Local Agencies	7,494,893	4.91%	1,576	2.645%
Federal Agencies	61,000,000	39.95%	482	1.600%
Total Agency	<u>140,744,130</u>			
<u>Capital Improvement Project Funds</u>				
Cash & Sweep Account	\$ 1,761,290	1.15%	-	1.666%
LAIF	3,214,956	2.11%	-	2.190%
Federal Agencies	6,998,500	4.58%	578	1.821%
Total CIP	<u>11,974,746</u>			
Total Cash and Investment	<u><u>\$ 152,718,876</u></u>	<u>100.00%</u>		1.880%

Restricted State Water Project Cash / Invest: 59,019,694 Included in totals above.

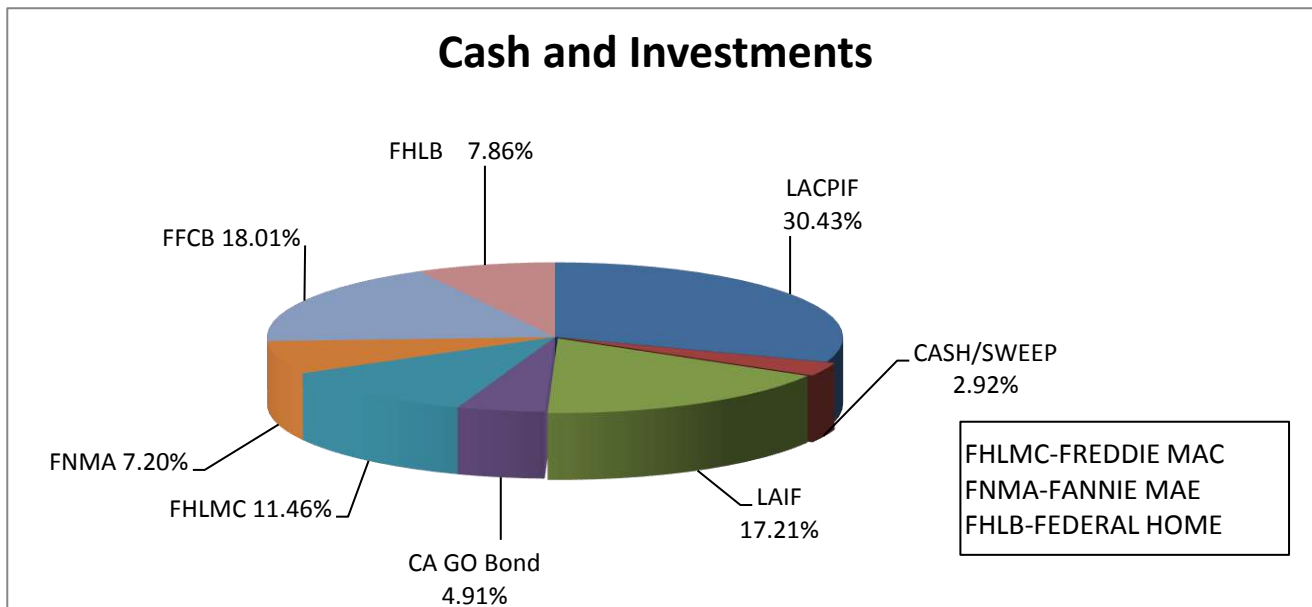
I certify that all investment actions executed since the last investment report have been made in full compliance with the Investment Policy as adopted by the Board of Directors, and that the Agency will meet its expenditure obligations for the next 6 months as required by Government Code Section 53646(b)(2) and (3), respectively.



Rochelle Patterson
Treasurer/Director of Finance & Administration



Amy Aguer
Controller



10/31/19

Regional Division General Funds Invested:

<u>Description</u>	<u>Cost</u>	<u>Rate</u>	<u>Yield</u>	<u>Purchase Date</u>	<u>Maturity Date</u>	<u>Life Days</u>	<u>Rem. Days</u>	<u>Average Interest</u>
State and Local Agency Investment Portfolio								
State of California GO Bonds	1,946,780	2.250%	2.862%	01/25/19	10/01/23	1710	1431	43,803
State of California GO Bonds	3,098,130	2.890%	2.890%	05/28/19	04/01/24	1770	1614	89,536
Semitropic Improvement District	1,302,044.80	2.262%	2.262%	10/30/19	12/01/23	1493	1492	29,452
San Diego Successor Agency	1,147,938.00	3.000%	2.052%	10/23/19	09/01/24	1775	1767	34,438
	<u>\$ 7,494,893</u>						<u>6304</u>	<u>197,229</u>
		Weighted Avg Yield	<u>2.645%</u>			Avg Remaining Life	<u>1,576</u>	Days

Federal Government Agency Investment Portfolio

FFCB - Matured 11/25/19	5,000,000	1.300%	1.300%	05/25/16	11/25/19	1279	25	65,000 #
FFCB	2,500,000	1.240%	1.240%	07/13/16	01/13/20	1279	74	31,000 #
FFCB	5,000,000	1.360%	1.360%	05/18/16	02/18/20	1371	110	68,000 #
FHLB	5,000,000	1.450%	1.450%	03/30/16	03/30/20	1461	151	72,500 #
FFCB	5,000,000	1.470%	1.470%	06/29/16	06/29/20	1461	242	73,500 #
FNMA	6,000,000	1.500%	1.500%	06/30/16	09/29/20	1552	334	90,000 #
FHLMC	5,000,000	1.750%	1.750%	04/26/17	10/26/20	1279	361	87,500 #
FFCB	5,000,000	1.350%	1.350%	11/02/16	11/02/20	1461	368	67,500 #
FFCB	5,000,000	1.440%	1.440%	07/16/16	01/19/21	1648	446	72,000 #
FNMA	5,000,000	1.550%	1.550%	08/24/16	08/24/21	1826	663	77,500 #
FHLMC	5,000,000	2.000%	2.000%	04/27/17	04/27/22	1826	909	100,000 #
FHLMC	5,000,000	2.100%	2.100%	04/27/17	04/27/22	1826	909	105,000 #
FHLMC - Bond called 12/4/19	2,500,000	2.650%	2.650%	06/04/19	06/04/24	1827	1678	66,250 #
	<u>\$ 61,000,000</u>						<u>6270</u>	<u>975,750</u>
		Weighted Avg Yield	<u>1.600%</u>			Avg Remaining Life	<u>482</u>	Days

Regional Division CIP Funds Invested:

<u>Description</u>	<u>Par Value</u>	<u>Rate</u>	<u>Yield</u>	<u>Purchase Date</u>	<u>Maturity Date</u>	<u>Life Days</u>	<u>Rem. Days</u>	<u>Average Interest</u>
Federal Government Agency Investment Portfolio								
FHLB	4,998,500	1.750%	1.750%	04/30/18	09/29/22	1613	1064	87,474 #
FHLB - Bond called 11-27-19	2,000,000	2.000%	2.000%	08/27/19	08/27/20	92	92	40,000 #
	<u>\$ 6,998,500</u>					<u>1705</u>	<u>1156</u>	<u>127,474</u>
		Weighted Avg Yield	<u>1.821%</u>			Avg Remaining Life	<u>578</u>	Days

Callable

Cash & Sweep Account, LAIF, and LACPIF are liquid investments.

Newhall Water Division
Cash and Investment Summary
As of October 31, 2019

<u>Operating and Reserve Funds</u>	Balance	Percent of Total	Average Remaining Life Days	Weighted Avg. Yield
Cash & Sweep Account	\$ 3,658,890	26.00%		1.66%
LAIF	7,694,740	54.67%		2.19%
UBS Certificates of Deposit	2,720,000	19.33%	910	2.29%
Total	\$ 14,073,630	100.00%		
Total Cash and Investment	\$ 14,073,630	100.00%		

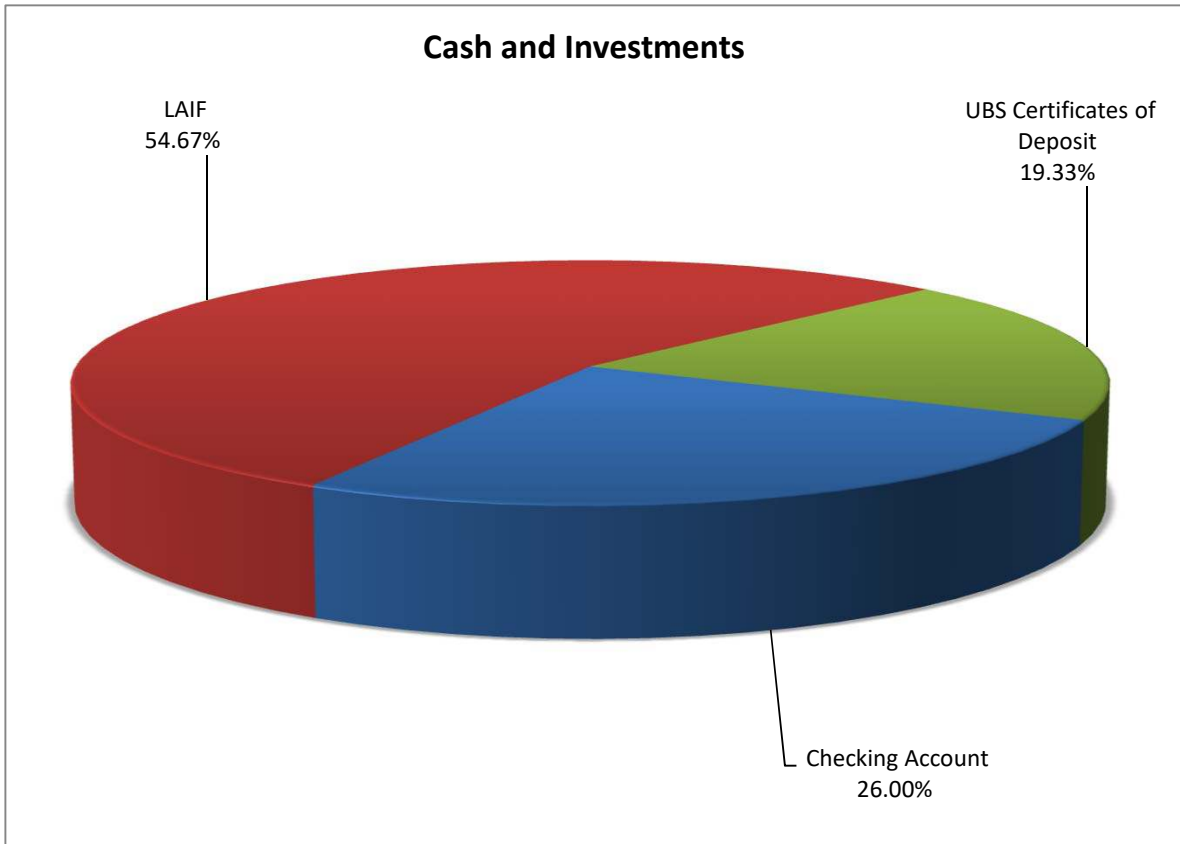


Rochelle Patterson
Director of Finance and Administration/Treasurer



Amy Aguer
Controller

I certify that the investments of the Newhall Water Division are in compliance with the Investment Policy as adopted by the Board of Directors, and that the Division has the ability to meet the expenditure requirements for the next 6 months.



NEWHALL WATER DIVISION
As of October 31, 2019

<u>Description</u>	<u>Rate</u>	<u>Yield</u>	<u>Market Value</u>
Wells Fargo Bank Cash & Sweep	1.66%	1.66%	\$ 3,658,890
Local Agency Investment Fund (LAIF)	2.19%	2.19%	7,694,740
			<u>\$ 11,353,630</u>

<u>Description</u>	<u>Par</u>	<u>Rate</u>	<u>Yield</u>	<u>Purchase Date</u>	<u>Maturity Date</u>	<u>Average Remaining Days</u>	<u>Average Interest</u>
<u>UBS Certificates of Deposit</u>							
MUFG Union Bank NA CA US	200,000	2.85%	2.85%	10/11/18	10/16/20	350	5,700
BMW Bank UT US	200,000	2.20%	2.20%	10/29/15	10/16/20	350	4,400
Compass Bank AL US	200,000	2.95%	2.95%	10/11/18	10/19/20	352	5,900
American Express C UT US	200,000	2.25%	2.25%	10/29/15	11/04/20	369	4,500
Capital One Bank VA US	200,000	2.15%	2.15%	10/29/15	11/04/20	516	4,300
World's Foremost B NE US	200,000	1.81%	1.81%	03/24/16	03/31/21	516	3,620
JP Morgan Chase Bank DE US	100,000	1.75%	1.75%	09/26/16	09/30/21	699	1,750
Wells Fargo Bank NA SD US	200,000	1.75%	1.75%	10/27/16	11/02/21	732	3,500
State Bank of India NY US	200,000	2.25%	2.25%	01/30/17	02/09/22	831	4,500
Goldman Sachs Bank NY US	200,000	2.35%	2.35%	10/24/17	11/01/22	1,096	4,700
Bank of Fordward ND US	210,000	2.90%	2.90%	03/29/19	03/20/24	1,632	6,090
Crescom Bank SC US	200,000	2.55%	2.55%	07/25/19	06/26/24	1,698	5,100
HSBC Bank USA NA VA US	210,000	2.00%	2.00%	10/08/19	09/23/24	1,787	4,200
First United B&T CO OK US	200,000	2.05%	2.05%	10/31/19	10/11/24	1,805	4,100
	<u>\$ 2,720,000</u>					<u>910</u>	<u>\$ 62,360</u>

NWD Total Cash and Investments

14,073,630

SCV Water
 Santa Clarita Water Division
 Cash and Investment Summary
 As of October 31, 2019

SCWD*	Balance	Percent of Total	Maximum Concentration Allowed	Average Remaining Life Days	Weighted Avg. Yield
Retail Division Cash and Sweep	9,257,503	16.93%	n/a		1.81%
Wells Fargo Government I 1751 MMF	6,325,144	11.56%	10%		1.98%
FNMA Bond	3,000,000	5.48%	100%	165	1.52%
FHLB Bond	3,500,000	6.40%	100%	311	1.59%
FHLMC Bond	4,790,000	8.76%	100%	746	2.32%
California State Taxable Municipal Bond	1,500,000	2.74%	30%	336	2.30%
LAIF	20,980,612	38.35%	State Max	-	2.28%
Wells Fargo Certificates of Deposit	5,350,000	9.78%	30%	396	2.36%
Total	54,703,259	100.00%			
Total Cash and Investment**	54,703,259	100.00%			

* See SCWD Portfolio on next page for detailed descriptions.

** Total for SCWD includes estimated \$2,537,064 in refundable Developer Deposits.

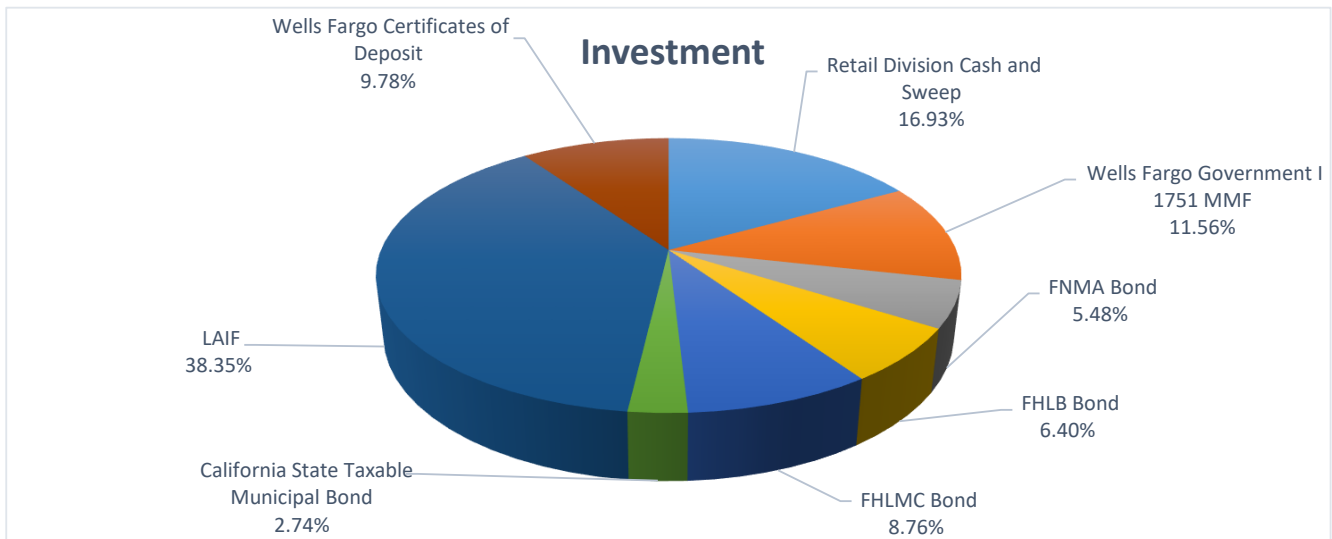
I certify that the investments of the Santa Clarita Water Division are in compliance with the Investment Policy as adopted by the Board of Directors, and that the Division has the ability to meet the expenditure requirements for the next 6 months.



Rochelle Patterson
 Director of Finance and Administration/Treasurer



Elizabeth Ooms-Graziano
 Retail Administrative Officer



SCV Water
Santa Clarita Water Division
Cash and Investment Summary
As of October 31, 2019

<u>Description</u>	<u>Balance</u>	<u>Rate</u>	<u>Yield</u>
Cash and Sweep (Cash in Bank)	9,257,503	1.81%	1.81%
Local Agency Investment Fund (LAIF)	20,980,612	2.28%	2.28%
Wells Fargo Government I 1751 Money Market Fund (MMF)	6,325,144	1.98%	1.98%
	<u>36,563,259</u>		

<u>Description</u>	<u>Par</u>	<u>Rate</u>	<u>Yield</u>	<u>Purchase Date</u>	<u>Maturity Date</u>	<u>Life Days</u>	<u>Remaining Days</u>	<u>Average Interest</u>
<u>Federal Government Agency Investment Portfolio</u>								
Fannie Mae [†] (FNMA)	1,000,000	1.30%	1.30%	05/25/16	11/25/19	1,280	25	13,000
Fannie Mae [†] (FNMA)	1,000,000	1.50%	1.50%	12/16/16	03/16/20	1,187	137	15,000
Federal Home Loan Bank [†] (FHLB)	2,000,000	1.75%	1.75%	01/30/17	07/30/20	1,278	273	35,000
Fannie Mae [†] (FNMA)	1,000,000	1.75%	1.75%	12/28/16	09/28/20	1,371	333	17,500
Federal Home Loan Bank [†] (FHLB)	1,500,000	1.38%	1.38%	07/13/16	10/13/20	1,554	348	20,625
Freddie Mac (FHLMC)	1,500,000	2.13%	2.13%	12/29/17	06/29/21	1,279	607	31,875
Freddie Mac (FHLMC)	2,000,000	2.50%	2.50%	07/24/19	01/24/22	1,081	658	50,000
Freddie Mac (FHLMC)	1,290,000	2.25%	2.25%	07/08/19	07/08/22	1,097	974	29,025
	<u>11,290,000</u>						<u>419</u>	<u>\$ 212,025</u>

[†] Callable

<u>Description</u>	<u>Par</u>	<u>Rate</u>	<u>Yield</u>	<u>Purchase Date</u>	<u>Maturity Date</u>	<u>Life Days</u>	<u>Remaining Days</u>	<u>Average Interest</u>
California State Taxable Municipal Bond	1,500,000	2.30%	2.30%	1/29/2018	10/1/2020	976	336	\$ 34,500
	<u>1,500,000</u>						<u>336</u>	<u>\$ 34,500</u>

Note: Cash and Sweep, LAIF and Wells Fargo Money Market Fund are liquid investments.

SCV Water
Santa Clarita Water Division
Cash and Investment Summary
As of October 31, 2019

<u>Description</u>	<u>Par</u>	<u>Rate</u>	<u>Yield</u>	<u>Purchase Date</u>	<u>Maturity</u>	<u>Life Days</u>	<u>Remaining</u>	<u>Average</u>
<u>Wells Fargo Certificates of Deposit</u>								
Centennial Bank Conway	250,000	1.20%	1.20%	05/20/16	11/20/19	173	20	3,000
Everbank/Jacksonville FL	250,000	1.45%	1.45%	12/09/16	12/09/19	192	39	3,625
American Exp Centurion	50,000	2.20%	2.20%	12/11/14	12/11/19	194	41	1,100
Bank of China/New York	250,000	2.75%	2.75%	12/28/18	12/27/19	210	57	6,875
Allegiance Bank Texas	250,000	2.50%	2.50%	01/23/19	01/23/20	206	84	6,250
US Bank Natl Assoc	250,000	2.55%	2.55%	01/23/19	01/23/20	206	84	6,375
Safra National Bank	250,000	2.80%	2.80%	12/27/18	04/15/20	320	167	7,005
Gothenburg State Bank & Trust	250,000	2.80%	2.80%	11/28/18	05/28/20	363	210	7,000
Capital One Bank, NA	50,000	2.30%	2.30%	07/23/15	07/29/20	425	272	1,150
Capital One Bank USA, NA	250,000	1.85%	1.85%	12/07/16	12/07/20	556	403	4,625
Pinnacle Bank TN	250,000	3.05%	3.05%	12/14/18	12/14/20	563	410	7,625
Mercantile Commerce Bank	250,000	1.90%	1.90%	12/16/16	12/16/20	565	412	4,750
Ally Bank	250,000	2.15%	2.15%	12/21/17	12/21/20	570	417	5,375
Morgan Stanley Bank	250,000	2.15%	2.15%	12/21/17	12/21/20	570	417	5,375
Merrick Bank	250,000	2.25%	2.25%	01/30/18	01/29/21	609	456	5,625
Eagle Bank	250,000	2.85%	2.85%	09/07/18	03/08/21	647	494	7,125
Enerbank USA	250,000	2.40%	2.40%	04/12/19	04/12/21	682	529	6,000
Synovus Bank GA	250,000	2.40%	2.40%	04/17/19	04/16/21	686	533	6,000
Genetury Next Bank	250,000	2.40%	2.40%	04/24/19	04/23/21	693	540	6,000
First Internet Bank	250,000	2.20%	2.20%	12/18/17	12/17/21	931	778	5,500
Sally Mae Bank/Salt Lke	250,000	2.60%	2.60%	04/10/19	04/11/22	1,046	893	6,500
American Express Bank FSB	250,000	2.35%	2.35%	05/03/17	05/03/22	1,068	915	5,875
Citibank	250,000	3.00%	3.00%	05/16/18	05/23/22	1,088	935	7,500
	5,350,000						396	\$ 126,255

SCWD Total Cash and Investments

54,703,259

[This page intentionally left blank.]

SCV WATER
Valencia Water Division
As of October 31, 2019
Investment Report

	Current Balance	Percent of Total	Average Remaining Life Days	Weighted Average Yield
Wells Fargo Cash and Sweep	\$8,706,996	41.9%	n/a	1.67%
LAIF	\$3,789,793	18.3%	n/a	2.19%
Certificates of Deposit	\$1,750,000	8.4%	440	2.86%
Corporate Bond	\$3,000,000	14.5%	970	3.00%
US Treasury Bill	\$3,500,000	16.9%	414	1.46%
Total Cash and Investment**	<u>\$20,746,789</u>	<u>100.0%</u>		

** Total for VWD includes estimated \$3,226,751.47 in refundable Developer Deposits.

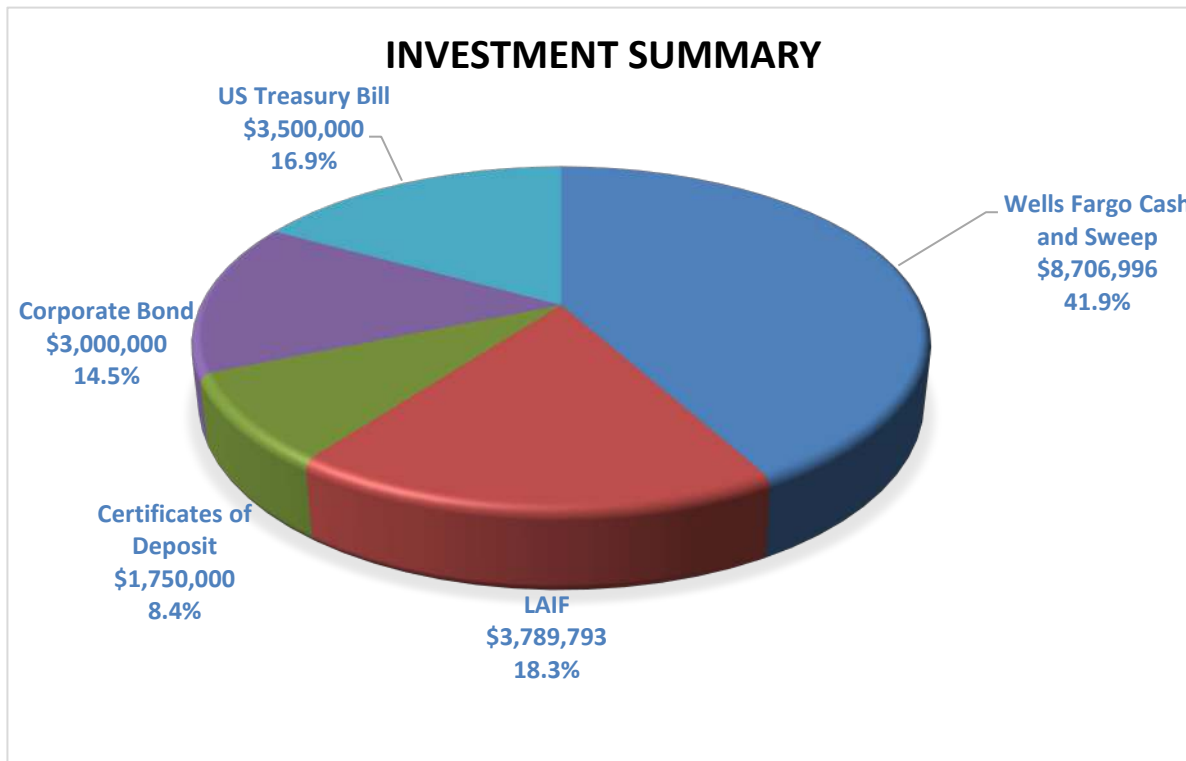
I certify that the investments of the Valencia Water Division are in compliance with the Investment Policy as adopted by the Board of Directors, and that the Division has the ability to meet the expenditure requirement for the next 6 months.



Rochelle Patterson
 Director of Finance and Administration, Treasurer



Elizabeth Ooms-Graziano
 Retail Administrative Officer



SCV WATER
Valencia Water Division
Cash and Investment Summary
As of October 31, 2019

Description	Balance	Rate	Yield	GASB 72 Fair Value Hierarchy
Wells Fargo Cash and Sweep	8,706,996	1.67%	1.67%	2
Local Agency Investment Fund (LAIF)	<u>3,789,793</u>	2.19%	2.19%	2
	<u><u>12,496,789</u></u>			

Description	Par	Rate	Yield	Purchase Date	Maturity Date	Life Days	Remaining Days	Average Interest	GASB 72 Fair Value Hierarchy
10/31/2019									
Certificates of Deposit									
FRANKLIN SYNERGY BANK	250,000	2.500%	2.500%	9/26/2018	11/26/2019	426	26	6,250	1
DRUMMOND COMMUNITY BANK	250,000	2.600%	2.600%	9/25/2018	3/25/2020	547	146	6,500	1
IBERIABANK/LA	250,000	2.850%	2.850%	11/28/2018	5/28/2020	547	210	7,125	1
BNY Mellon NA	250,000	2.800%	2.800%	9/24/2018	9/24/2020	731	329	7,000	1
STEARNS BANK NA	250,000	2.950%	2.950%	7/6/2018	7/6/2021	1096	614	7,375	1
BERKSHIRE BK/PITTSFIELD	250,000	3.150%	3.150%	11/30/2018	11/30/2021	1096	761	7,875	1
COMENITY CAPITAL BANK	250,000	3.150%	3.150%	7/16/2018	7/18/2022	1463	991	7,875	1
	<u>1,750,000</u>						<u>440</u>	<u>50,000</u>	
Corporate Bond									
FHLMC	3,000,000	3.000%	3.000%	12/27/2018	6/27/2022	1278	970	90,000	1
	<u>3,000,000</u>						<u>970</u>	<u>90,000</u>	
US Treasury Bill									
United States Treasury Bill	1,500,000	0.000%	0.000%	11/27/2018	11/7/2019	345	7	0	1
United States Treasury Note	1,000,000	2.500%	2.500%	2/12/2019	1/31/2021	719	458	25,000	1
United States Treasury Note	1,000,000	2.625%	2.625%	12/17/2018	12/15/2021	1094	776	26,250	1
	<u>3,500,000</u>						<u>414</u>	<u>51,250</u>	
VWD Total Cash and Investments	<u><u>\$20,746,788.91</u></u>								

GASB 72 Fair Value Hierarchy:

Level 1 - inputs are quotes prices in active markets for identical assets.

Level 2- inputs are significant other observable inputs.

Level 3 - inputs are significant unobservable inputs.

Check Registers

[This page intentionally left blank.]

SCVWA - Regional Division

Check Register Report

From: Oct 1, 2019 to Oct 31, 2019

Vendor Name	Description	Amount
A.V. EQUIPMENT RENTAL, INC.	PROPANE 9/20/19	45.49
A.V. EQUIPMENT RENTAL, INC.		45.49
AAC UTILITY PARTNERS, LLC	FMS ASSESSMENT/SELECTION	11,819.55
AAC UTILITY PARTNERS, LLC		11,819.55
ACWA	2020 ANNUAL DUES	26,015.00
	2020 ANNUAL DUES - GSA	562.50
ACWA		26,577.50
ACWA/JPIA	COBRA - CM NOVEMBER	46.23
	COBRA - DS NOVEMBER	18.56
	COBRA - SA NOVEMBER	-338.01
	NWD DENTAL - NOVEMBER	4,268.86
	NWD EAP - NOVEMBER	70.50
	NWD LIFE - NOVEMBER	849.73
	NWD RETIREE DENTAL - NOVEMBER	751.01
	NWD VISION - NOVEMBER	556.80
	REGIONAL DENTAL - NOVEMBER	11,205.39
	REGIONAL EAP - NOVEMBER	216.20
	REGIONAL LIFE - NOVEMBER	3,042.66
	REGIONAL RETIREE DENTAL - NOVEMBER	2,886.89
	REGIONAL VISION - NOVEMBER	1,707.52
	SCVGSA LIABILITY	308.73
	SCVWA LIABILITY	537,239.00
	SCWD DENTAL - NOVEMBER	6,821.01
	SCWD EAP - NOVEMBER	124.55
	SCWD LIFE - NOVEMBER	1,403.92
	SCWD RETIREE DENTAL -NOVEMBER	886.27
	SCWD VISION - NOVEMBER	983.68
	USCVJPA LIABILITY	2,139.00
	VWD DENTAL - NOVEMBER	4,404.69
	VWD EAP - NOVEMBER	91.65
	VWD LIFE - NOVEMBER	1,486.54
	VWD VISION - NOVEMBER	723.84
ACWA/JPIA		581,895.22
ADAM PONTIOUS	CAR WASHES OCTOBER 2019	29.95
ADAM PONTIOUS		29.95
AESTIVA SOFTWARE, INC.	AESTIVA PO RENEWAL	4,550.40
AESTIVA SOFTWARE, INC.		4,550.40
AFLAC	SCVWA SEPTEMBER 2019	9,176.14
AFLAC		9,176.14
AJAY KUMAR DATLA	SMART CONTROLLER REBATE	148.94
AJAY KUMAR DATLA		148.94
ALBERT VERBANAC	T5-CONTACT HOURS	275.00
ALBERT VERBANAC		275.00

SCVWA - Regional Division

Check Register Report

From: Oct 1, 2019 to Oct 31, 2019

Vendor Name	Description	Amount
ALL STAR FENCE	INSTALL SHADE FENCING	7,340.00
ALL STAR FENCE		7,340.00
AM CONSERVATION GROUP, INC.	LED T8 LAMPS	282.58
AM CONSERVATION GROUP, INC.		282.58
AMERICAN BUSINESS MACHINES	C7270 UR - COPY USAGE	485.45
	C7565I - COPY USAGE	243.55
	C9270 - TONER - SUMMIT	8.00
	NWD CD255 - COPY USAGE	1,835.66
	SCWD C5655 - BASE RATE	536.88
	SCWD C9270 - COPY USAGE	285.24
	SCWD C9270 - COPY USAGE 9/1-9/30/19	336.72
AMERICAN BUSINESS MACHINES		3,731.50
AMERIPRIDE SERVICES INC.	UNIFORM SERVICE 8/29/19	309.04
	UNIFORM SERVICE 9/12/19	309.04
	UNIFORM SERVICE 9/26/19	309.04
	UNIFORM SERVICE 9/5/19	309.04
AMERIPRIDE SERVICES INC.		1,236.16
ANDY GUMP, INC.	HOLDING TANK 9/23-10/20	247.00
	PORT TOILET 9/20-10/17	113.14
	SPECIAL SERVICE 9/30/19	100.00
ANDY GUMP, INC.		460.14
ANTHONY GHILARDI	SMART CONTROLLER REBATE	109.00
ANTHONY GHILARDI		109.00
ARAMARK UNIFORM SERVICE INC.	UNIFORM SERVICE - AUGUST	3,904.76
ARAMARK UNIFORM SERVICE INC.		3,904.76
ARC DOCUMENT SOLUTIONS, LLC.	SRL #1787 - AUGUST SERVICE	953.68
ARC DOCUMENT SOLUTIONS, LLC.		953.68
AROUND THE CLOCK CALL CENTER	ANSWERING SERVICE - SEPTEMBER	188.85
AROUND THE CLOCK CALL CENTER		188.85
ARTHUR E GOMEZ	SMART CONTROLLER REBATE	129.00
ARTHUR E GOMEZ		129.00
ASHUTOSH SHANKAR	SMART CONTROLLER REBATE	150.00
ASHUTOSH SHANKAR		150.00
AT&T	EARL SCHMIDT FILTRATION PLANT COMP AUTODIALER	42.44
	EARL SCHMIDT FILTRATION PLANT PUMP STATION 8/11-9/10/19	118.49
	EARL SCHMIDT FILTRATION PLANT PUMP STATION 9/11-10/10/19	118.69
	EARL SCHMIDT FILTRATION PLANT/RIO VISTA WATER TREATMENT PLANT ALARMS	189.44
	EARL SCHMIDT INTAKE PUMP STATION 8/11-9/10/19	21.22

SCVWA - Regional Division

Check Register Report

From: Oct 1, 2019 to Oct 31, 2019

Vendor Name	Description	Amount
	EARL SCHMIDT INTAKE PUMP STATION 9/11-10/10/19	21.22
	IRRIGATION TELEMTRY	81.58
	ISDN - EARL SCHMIDT FILTRATION PLANT TO RIO VISTA WATER TREATMENT PLANT	129.04
	ISDN - RIO VISTA WATER TREATMENT PLANT TO EARL SCHMIDT FILTRATION PLANT	129.04
	LAN SERVICE 8/11-9/10/19	236.43
	LAN SERVICE 9/11-10/10/19	236.43
	MODEM 8/11-9/10/19	40.79
	MODEM 9/11-10/10/19	40.79
	PRIMARY INTERNET	1,276.16
	PRIMARY INTERNET SEPTEMBER	1,276.16
	RIO VISTA INTAKE PUMP SERVICES ALARM 8/11-9/10/19	60.36
	RIO VISTA INTAKE PUMP SERVICES ALARMS	60.36
	RIO VISTA WATER TREATMENT PLANT ELEVATOR SERVICE	42.44
	RIO VISTA WATER TREATMENT PLANT SERVICE 297-1600	74.02
	RIO VISTA WATER TREATMENT PLANT SERVICE 297-1607-19	160.34
	RIO VISTA WATER TREATMENT PLANT SERVICE 297-1607-19	160.28
	SAFETY/IT/EVENTS	42.52
	T-1 INTERNET AUGUST	1,347.89
	T-1 INTERNET OCTOBER	1,347.89
	TURNOUTS TELEMTRY	252.44
	WAREHOUSE/SUMMIT	1,695.10
AT&T		9,201.56
AUTO NATION, INC.	LABOR/PARTS UNIT #S22 9/5/19	61.05
	LABOR/PARTS UNIT #V61 8/8/19	272.11
	PARTS UNIT #S25 9/13/19	84.03
AUTO NATION, INC.		417.19
AWA OF VENTURA COUNTY	REPRESENTATIVE SPONSOR	500.00
AWA OF VENTURA COUNTY		500.00
AWARDS, TROPHIES & TREASURES	ANNIVERSARY PLAQUES	235.43
	RETIREMENT DROP - JM	121.55
AWARDS, TROPHIES & TREASURES		356.98

SCVWA - Regional Division

Check Register Report

From: Oct 1, 2019 to Oct 31, 2019

Vendor Name	Description	Amount
BACKFLOW PREVENTION DEVICE TESTER	INSTALL BACKFLOW	1,992.87
BACKFLOW PREVENTION DEVICE TESTER		1,992.87
BARBARA CAWLEY	SEPTEMBER MILEAGE	44.66
BARBARA CAWLEY		44.66
BARRINGTON STAFFING SERVICES	PERA W/E 8/25/19	535.68
	PERA W/E 9/1/19	476.16
	PERA W/E 9/15/19	565.44
	PERA W/E 9/8/19	188.48
BARRINGTON STAFFING SERVICES		1,765.76
BAY ALARM COMPANY	ALARM SECURITY, ACCESS, MONITOR	639.36
BAY ALARM COMPANY		639.36
BEST BEST & KRIEGER LLP	ANNEXATIONS AUGUST 2019	325.00
	BIDDING REQUIREMENTS	882.00
	CASTAIC CONDUIT AUGUST 2019	1,232.80
	DELTA CONVEYANCE AUGUST 2019	783.00
	DEVIL'S DEN AUGUST 2019	160.00
	EMPLOYEE BENEFITS	256.00
	GENERAL LEGAL AUGUST 2019	13,847.94
	PUBLIC RECORDS REQUEST	6,134.00
	TESORO AUGUST 2019	704.00
	VISTA CANYON AUGUST 2019	5,040.00
	VALENCIA WATER COMPANY DISSOLUTION	826.46
	WATERFIX LITIGATION	1,579.60
	WATERSHED INITIATIVE	15,414.00
BEST BEST & KRIEGER LLP		47,184.80
BIG JOHN'S PERFORMANCE	LABOR/PARTS UNIT #I62 9/9/19	989.58
	LABOR/PARTS UNIT #I67 10/10/19	318.95
BIG JOHN'S PERFORMANCE		1,308.53
BJ ATKINS	ACWA TRAVEL EXPENSE 9/18-27/19	115.30
BJ ATKINS		115.30
BONNIE DEAGON	SEPTEMBER 2019 MILEAGE	24.36
BONNIE DEAGON		24.36
BOOT BARN INC	SAFETY BOOTS - JOSH JENKINS	249.27
BOOT BARN INC		249.27
BRIAN CRAIG BEEDLE	SMART CONTROLLER REBATE	138.87
BRIAN CRAIG BEEDLE		138.87
CALIFORNIA TELEPHONY, INC.	EXTENSION SERVICE	110.00
	POLYCOM INSTALLATION	110.00
CALIFORNIA TELEPHONY, INC.		220.00

SCVWA - Regional Division

Check Register Report

From: Oct 1, 2019 to Oct 31, 2019

Vendor Name	Description	Amount
CALPERS	OPEB CONTRIBUTION JULY-SEPTEMBER	387,534.45
CALPERS		387,534.45
CALTROL, INC.	ANNUAL SUPPORT - AMS	710.94
CALTROL, INC.		710.94
CANON SOLUTIONS AMERICA, INC.	C3325 - COPY USAGE 7/31/19-8/30/19	50.48
	C3325 - COPY USAGE 8/31/19-9/29/19	34.85
	C7580 - COPY USAGE 7/31/19-8/30/19	1,694.28
	C7580 - COPY USAGE 8/31/19-9/29/19	770.33
	RIO VISTA CANON C550 - COPY USAGE RECEPTION	292.69
	RIO VISTA CANON C5560 - COPY USAGE ADMIN	286.69
	VARIOUS 5/19/19-8/18/19	1,947.57
CANON SOLUTIONS AMERICA, INC.		5,076.89
CANYON RADIATOR AUTO REPAIR, INC.	LABOR/PARTS UNIT #S16 9/30/19	1,892.97
	LABOR/PARTS UNIT #S18 10/18/19	2,123.32
	LABOR/PARTS UNIT #S4 9/30/19	144.21
CANYON RADIATOR AUTO REPAIR, INC.		4,160.50
CAPITAL OFFICE PRODUCTS, INC.	OFFICE SUPPLIES - STAMP	33.45
	STAMP - KA/ACCOUNTING	90.56
CAPITAL OFFICE PRODUCTS, INC.		124.01
CARL FOUT	POOL COVER REBATE	78.12
CARL FOUT		78.12
CARQUEST AUTO PARTS	BATTERY UNIT #S30 9/12/19	98.30
	PARTS STOCK 9/12/19	11.54
	VEHICLE PARTS - SCWD STOCK	167.40
CARQUEST AUTO PARTS		277.24
CASITAS MUNICIPAL WATER DISTRICT	FLEXIBLE STORAGE FEE	17,888.00
CASITAS MUNICIPAL WATER DISTRICT		17,888.00
CAST FOR KIDS FOUNDATION	CAST FOR KIDS SPONSORSHIP	1,500.00
CAST FOR KIDS FOUNDATION		1,500.00
CAVANAUGH & ASSOCIATES, P.A.	2019 WATER LOSS AUDIT & VALIDATION	9,000.00
CAVANAUGH & ASSOCIATES, P.A.		9,000.00
CDW GOVERNMENT, INC	BOARD OF DIRECTORS KEYBOARDS	1,557.70
	BOARD OF DIRECTORS IPADS & CASES	7,260.83
	LASER PRINTER	333.26
CDW GOVERNMENT, INC		9,151.79
CED, INC.	2 PAIR SHIELDED CABLE	554.07
CED, INC.		554.07

SCVWA - Regional Division

Check Register Report

From: Oct 1, 2019 to Oct 31, 2019

Vendor Name	Description	Amount
CHARLES M. LICATA	SMART CONTROLLER REBATE	150.00
CHARLES M. LICATA		150.00
CHAVON HALUSHKA	MILEAGE 9/30/19-10/3/19	24.82
	WATERSMART INNOVATION SEMINAR EXPENSES 10/2-10/3/19	306.55
	WATERSMART INNOVATION SEMINAR TRAVEL EXPENSES 10/2- 10/3/19	67.00
CHAVON HALUSHKA		398.37
CHERYL FOWLER	AMA SEMINAR EXPENSES 10/2-10/4/19	885.33
	AMA SEMINAR TRAVEL EXPENSES 10/2/19-10/4/19	56.00
	MILEAGE 10/2/19-10/4/19	44.13
CHERYL FOWLER		985.46
CHRISTOPHER M. HODEK	SMART CONTROLLER REBATE	94.98
CHRISTOPHER M. HODEK		94.98
CINTAS CORPORATION #684	DEFIBRILLATOR - SEPTEMBER	64.61
	REVIVER - SEPTEMBER	64.61
	UNIFORM SERVICE 8/1/19	482.95
	UNIFORM SERVICE 8/8/19	1,703.01
CINTAS CORPORATION #684		2,315.18
CLAUDIA M. CHAIREZ	SMART CONTROLLER REBATE	150.00
CLAUDIA M. CHAIREZ		150.00
CMJ INFORMATION TECHNOLOGY INC.	MAINTENANCE OCTOBER 2019	900.00
CMJ INFORMATION TECHNOLOGY INC.		900.00
COASTLINE EQUIPMENT	PARTS EQUIPMENT #310G 9/12/19	207.28
	STOCK PARTS - SCWD	1,073.52
COASTLINE EQUIPMENT		1,280.80
CONTRACTOR COMPLIANCE & MONITORING	LABOR COMPLIANCE PROGRAM - GRANT FUNDED PROJECTS	765.00
CONTRACTOR COMPLIANCE & MONITORING		765.00
COPPER EAGLE PATROL & SECURITY	EVENTS GUARD - AUGUST	466.00
	MEETINGS GUARD - AUGUST	700.00
	GARDEN GUARD - AUGUST	1,480.50
	MAIN GATE GUARD - AUGUST	5,731.05
	PATROL SERVICE - SEPTEMBER	3,135.00
	POWER OUTAGE GUARD	282.00
COPPER EAGLE PATROL & SECURITY		11,794.55
CORE & MAIN LP	REPLACEMENT AIR VACS	9,415.74
CORE & MAIN LP		9,415.74

SCVWA - Regional Division

Check Register Report

From: Oct 1, 2019 to Oct 31, 2019

Vendor Name	Description	Amount
CORNER BAKERY CAFE	EXECUTIVE STAFF MEETING 8/13/19	103.40
	FMS ASSESSMENT LUNCH	173.06
	LEADERSHIP MEETING 9/9/19	19.48
CORNER BAKERY CAFE		295.94
CORTECH ENGINEERING	PUMP REPAIR - LABOR	880.00
	PUMP REPAIR - PARTS	6,043.72
	PUMP REPAIR KITS	1,782.73
CORTECH ENGINEERING		8,706.45
COUNTY OF VENTURA	NOE FILING FEES	100.00
COUNTY OF VENTURA		100.00
COUNTY SANITATION DISTRICT NO. 32	FY18/19 RECLAIMED WATER	21,277.62
COUNTY SANITATION DISTRICT NO. 32		21,277.62
CP SYSTEMS	LASER PROJECTOR	7,199.00
CP SYSTEMS		7,199.00
CRAIG HENDRY	SMART CONTROLLER REBATE	150.00
CRAIG HENDRY		150.00
CUCAMONGA VALLEY WATER DISTRICT	WOMAN IN WATER SPONSORSHIP	500.00
CUCAMONGA VALLEY WATER DISTRICT		500.00
CV STRATEGIES	STAKEHOLDER COMMUNICATION AND ENGAGEMENT SERVICES FOR GSP DEVELOPMENT	2,947.50
CV STRATEGIES		2,947.50
CYNTHIA BRADY	MILEAGE SEPTEMBER	16.24
CYNTHIA BRADY		16.24
DANIEL B STEPHENS & ASSOCIATES, INC	CASTAIC LAKE WATER AGENCY LITIGATION SETTLEMENT AGREEMENT COST CONSULTANT	373.00
DANIEL B STEPHENS & ASSOCIATES, INC		373.00
DANIEL RIVERA JR.	SMART CONTROLLER REBATE	150.00
DANIEL RIVERA JR.		150.00
DAVID JAMES SCHAAF	LAWN REPLACEMENT PROJECT	1,590.00
DAVID JAMES SCHAAF		1,590.00
DAVID LEE CANNAN BUSH	7/17/19 SERVICE UNIT #N78	340.00
	7/2/19 SERVICE UNIT #S109	340.00
	7/24/19 SERVICE - HYDROGEN	680.00
	7/28/19 SERVICE UNIT #N51	680.00
	7/3/19 SERVICE/PARTS UNIT #310E	1,990.00
	7/7/19 SERVICE EQUIPMENT #310G	340.00
	7/8/19 SERVICE UNIT#S19	340.00
	8/1/19 SERVICE EQUIPMENT #N83	340.00
	8/17/19 SERVICE EQUIPMENT #S25	510.00

SCVWA - Regional Division

Check Register Report

From: Oct 1, 2019 to Oct 31, 2019

Vendor Name	Description	Amount
	8/20/19 SERVICE UNIT #N74	842.09
	8/21/19 SERVICE EQUIPMENT #310G	255.00
	8/25/19 SERVICE UNITS #100, 108, & 110	255.00
	8/27/19 SERVICE UNIT #N51	340.00
	8/3/19 SERVICE EQUIPMENT #310G	340.00
	8/6/19 SERVICE UNIT #S5	255.00
	8/8/19 LABOR/PARTS UNIT #S90	510.00
	9/22/19 SERVICE/PARTS UNIT #V102	406.00
	9/23/19 LABOR/PARTS SAW	355.00
	9/3/19 SERVICE UNIT #N03	255.00
	9/5/19 LABOR/PARTS UNIT #S90	340.00
	9/6/19 SERVICE/PARTS UNIT #310E	400.00
	9/8/19 SERVICE EQUIPMENT #S99	85.00
	GENERATOR SERVICE	85.00
	LABOR EQUIPMENT BACK HOE	255.00
	LABOR/PARTS UNIT #N06 9/23/19	127.50
	LABOR/PARTS UNIT #N50 9/23/19	510.00
	LABOR/PARTS UNIT #N56 9/23/19	340.00
	LABOR/PARTS UNIT #N15 9/23/19	255.00
	LABOR/PARTS UNIT #N52 9/23/19	680.00
	LABOR/PARTS UNIT #N74 8/20/19	842.09
	LABOR/PARTS GENERATOR #N36 8/8/19	340.00
	LABOR/PARTS UNITS #N27 & #N68 9/23/19	255.00
	REPLACE BULB UNIT #N44 8/9/19	85.00
	SERVICE UNIT #N7 9/29/19	680.00
	SERVICE UNIT #S6 8/25/19	297.50
	SERVICE UNIT #S19 9/21/19	340.00
DAVID LEE CANNAN BUSH		15,290.18
DAVID SARKISIAN	SMART CONTROLLER REBATE	150.00
DAVID SARKISIAN		150.00
DCSE, INC.	WATER DEMAND FORECASTING SOFTWARE, CONFIGURATION, TRAINING & TECH SUPPORT	13,040.00
DCSE, INC.		13,040.00

SCVWA - Regional Division

Check Register Report

From: Oct 1, 2019 to Oct 31, 2019

Vendor Name	Description	Amount
DEBORAH L. REED	SMART CONTROLLER REBATE	150.00
DEBORAH L. REED		150.00
DEPARTMENT OF JUSTICE	FINGERPRINTING AUGUST 2019	271.00
DEPARTMENT OF JUSTICE		271.00
DEPARTMENT OF PUBLIC WORKS	WEST RANCH RECYCLED WATER PHASE 2D	7,679.00
DEPARTMENT OF PUBLIC WORKS		7,679.00
DEPARTMENT OF TOXIC SUBSTANCES	WHITTAKER OFFSITE	1,456.56
DEPARTMENT OF TOXIC SUBSTANCES		1,456.56
DEPARTMENT OF WATER RESOURCES	AUGUST DWR VARIABLE	994,836.00
	CO #16023 OCTOBER 2019	719,950.00
DEPARTMENT OF WATER RESOURCES		1,714,786.00
DESIGN SPACE MODULAR BLDGS PNW, LP	TRAILER 9/19/19-10/8/19	1,462.36
DESIGN SPACE MODULAR BLDGS PNW, LP		1,462.36
DICKINSON ENTERPRISE, INC.	LABOR/PARTS UNIT #S25 9/4/19	284.23
	LABOR/PARTS UNIT #S42 9/4/19	1,311.78
	LABOR/PARTS UNIT #107 7/30/19	411.45
	LABOR/PARTS UNIT #S12 8/21/19	1,115.83
	LABOR/PARTS UNIT #S56 9/3/19	491.59
DICKINSON ENTERPRISE, INC.		3,614.88
DIESEL GENERATOR SERVICE INC.	GENERATOR LABOR	90.00
	GENERATOR PARTS	3,136.07
DIESEL GENERATOR SERVICE INC.		3,226.07
DIRECT SAFETY SOLUTIONS, INC.	FIRST AID KITS/FIRE EXTINGUISHER	1,035.87
	SAFETY GLOVES	1,313.82
	SAFETY SUPPLIES	439.69
	SAFETY VESTS	718.59
DIRECT SAFETY SOLUTIONS, INC.		3,507.97
DOLPHIN PROMOTIONS	EDUCATION GIVEAWAYS	3,104.33
DOLPHIN PROMOTIONS		3,104.33
DUDEK	GRANT ADMINISTRATION SERVICES FOR SCV-GSA GSP	575.00
	GRANT ADMINISTRATION SERVICES	201.25
DUDEK		776.25
EDWIN MEDINA	CAR WASHES 8/16/19	240.00
	CAR WASHES 8/30/19	540.00
	VARIOUS CAR WASHES 9/13/19	405.00
	VARIOUS CAR WASHES 9/13/19	255.00
	VARIOUS CAR WASHES 9/2/19	300.00
	VARIOUS CAR WASHES 10/2/19	210.00

SCVWA - Regional Division

Check Register Report

From: Oct 1, 2019 to Oct 31, 2019

Vendor Name	Description	Amount
	VARIOUS CAR WASHES 9/22/19	595.00
	VARIOUS CAR WASHES 9/24/19	120.00
	VARIOUS CAR WASHES 9/27/19	340.00
	VARIOUS CAR WASHES 9/13/19	370.00
EDWIN MEDINA		3,375.00
EMCOR SERVICES-MESA ENERGY SYSTEMS	HVAC UPGRADE	2,942.00
	WALL UNIT A/C REPAIR	1,730.26
EMCOR SERVICES-MESA ENERGY SYSTEMS		4,672.26
EMIL BRIMWAY	SMART CONTROLLER REBATE	99.00
EMIL BRIMWAY		99.00
EMPLOYMENT SCREENING RESOURCES	BACKGROUND CHECK	135.95
	BACKGROUND CHECKS	459.25
EMPLOYMENT SCREENING RESOURCES		595.20
ENCOMPASS CONSULTANT GROUP, INC.	WESTRIDGE RECYCLED WATER TANK UPGRADES	11,135.00
	RECYCLED WATER TANK UPGRADES	2,023.75
ENCOMPASS CONSULTANT GROUP, INC.		13,158.75
ENTERPRISE FM TRUST	LEASES & MAINTENANCE - OCTOBER 2019	15,263.58
ENTERPRISE FM TRUST		15,263.58
ERIKA DILL	MILEAGE 9/25/19	140.36
ERIKA DILL		140.36
ERNESTO VELAZQUEZ	ACCESS TRAINING EXPENSES	118.43
	ACCESS TRAINING TRAVEL EXPENSES	221.50
	MILEAGE 10/2/19	26.91
	MUNICIPAL WATER QUALITY INVESTIGATIONS MEETING EXPENSES 10/2/19	28.96
	MUNICIPAL WATER QUALITY INVESTIGATIONS MEETING TRAVEL EXPENSES 10/2/19	77.63
ERNESTO VELAZQUEZ		473.43
ERNST & YOUNG LLP - 072	PROGRESS BILL 19/20	12,044.00
	PROGRESS BILL 19/20	9,031.00
ERNST & YOUNG LLP - 072		21,075.00
EUROFINS EATON ANALYTICAL, INC.	OUTSIDE LAB 7/31/19	785.00
	OUTSIDE LAB 8/22/19	50.00
	PERCHLORATE 7/31/19	7,050.00
	PERCHLORATE 8/22/19	375.00
	PERCHLORATE 8/8/19	1,600.00
EUROFINS EATON ANALYTICAL, INC.		9,860.00
EVOQUA WATER TECHNOLOGIES, LLC.	RESIN TANK CHANGE 9/26/19	75.93
EVOQUA WATER TECHNOLOGIES, LLC.		75.93

SCVWA - Regional Division

Check Register Report

From: Oct 1, 2019 to Oct 31, 2019

Vendor Name	Description	Amount
FASTRAK SOFTWARE, INC.	ANNUAL SOFTWARE SUPPORT	2,700.00
FASTRAK SOFTWARE, INC.		2,700.00
FEATHERS CUSTOM SIGNS	SCVWA BANNERS	142.35
	WATER STATION BANNERS	71.18
FEATHERS CUSTOM SIGNS		213.53
FEDEX	DELIVERY THROUGH 9/12/19	45.94
FEDEX		45.94
FISHER SCIENTIFIC	CLEANING SOLUTION	55.97
	LAB SUPPLIES	1,302.42
FISHER SCIENTIFIC		1,358.39
FLEETCOR TECHNOLOGIES, INC.	GASOLINE THROUGH 10/16/19	10,318.30
	SERVICE THROUGH 10/6/19	180.95
FLEETCOR TECHNOLOGIES, INC.		10,499.25
FLOW SCIENCE INCORPORATED	LITIGATION SUPPORT	6,034.30
FLOW SCIENCE INCORPORATED		6,034.30
FORD OF VENTURA, INC.	PARTS UNIT #S19 9/6/19	205.07
FORD OF VENTURA, INC.		205.07
FREDERICK A. ROTHSCHILD	SMART CONTROLLER REBATE	150.00
FREDERICK A. ROTHSCHILD		150.00
GARDENSOFT	ANNUAL LICENSE 2019-2020	2,500.00
GARDENSOFT		2,500.00
GARY H RAS	SMART CONTROLLER REBATE	109.00
GARY H RAS		109.00
N	SMART CONTROLLER REBATE	102.49
GARY L ASHBAUGH		102.49
GARY MARTIN	ACWA TRAVEL EXPENSES 9/19-9/20/19	76.33
GARY MARTIN		76.33
GENERAL CONSOLIDATED CONSTRUCTORS	REPLACED FILTER BUILDING DOORS	15,880.00
GENERAL CONSOLIDATED CONSTRUCTORS		15,880.00
GOLDMAN SACHS RENEWABLE POWER OPER	SEPTEMBER 2019 SERVICE	87,521.57
GOLDMAN SACHS RENEWABLE POWER OPER		87,521.57
GOLDMAN SACHS RENEWABLE POWER OPERA	SEPTEMBER 2019 SERVICE	22,234.45
GOLDMAN SACHS RENEWABLE POWER OPERA		22,234.45
GOVERNMENT TAX SEMINARS, LLC	TAX SEMINAR - ACCOUNTING STAFF	5,160.00
GOVERNMENT TAX SEMINARS, LLC		5,160.00
GRAINGER, INC.	CREDIT - RETURN	-205.16
	EYEWASH STATION REPAIR PARTS	691.70
	HEAD LAMPS	106.25
	HEAD LAMPS	158.95
	TAIL LIGHTS - MULTIPLE VEHICLES	187.38
GRAINGER, INC.		939.12

SCVWA - Regional Division

Check Register Report

From: Oct 1, 2019 to Oct 31, 2019

Vendor Name	Description	Amount
GRAND AMERICAN TIRE	LABOR/TIRES UNIT#N76 9/4/19	1,770.45
	TIRES UNIT #S4 9/18/19	1,020.00
	TIRES UNIT #N51 9/18/19	2,176.96
	TIRES UNIT #N56 9/19/19	501.63
	TIRES UNIT #N58 9/26/19	1,014.62
	TIRES UNIT #N68 9/18/19	772.56
	TIRES UNIT #S35 9/18/19	445.57
GRAND AMERICAN TIRE		7,701.79
GREGORY JONATHON GIBBS	SMART CONTROLLER REBATE	99.00
GREGORY JONATHON GIBBS		99.00
GSI WATER SOLUTIONS, INC.	ON-CALL TECHNICAL SUPPORT FOR PERCHLORATE PROJECT	272.50
	FIELD INVESTIGATION OF POTENTIAL RECHARGE SITES	4,131.25
GSI WATER SOLUTIONS, INC.		4,403.75
HACH COMPANY	5500SC MAINTENANCE KITS	1,021.64
	FILTER/REGULATOR	500.43
	SALT BRIDGE	232.14
	SALT BRIDGE/ELECTRODES	686.49
	TL2300 TURBIDIMETERS	5,771.71
HACH COMPANY		8,212.41
HALO BRANDED SOLUTIONS, INC.	ACTIVITY BOOKS	2,807.15
HALO BRANDED SOLUTIONS, INC.		2,807.15
HARRINGTON INDUSTRIAL PLASTICS LLC	RECIRCULATION PUMP	6,055.12
HARRINGTON INDUSTRIAL PLASTICS LLC		6,055.12
HASA, INC.	BULK 12.5% SOLUTION SODIUM HYPOCHLORITE - (BLEACH)	35,889.81
HASA, INC.		35,889.81
HILL BROTHERS CHEMICAL CO.	BULK 19% AMMONIUM HYDROXIDE - (AQUA AMMONIA)	13,890.66
HILL BROTHERS CHEMICAL CO.		13,890.66
HOI MING MORITA	SMART CONTROLLER REBATE	150.00
HOI MING MORITA		150.00
HUNDRED MILES, LLC	CSUN ALUMNI EVENT 10/2/19	680.54
	EMPLOYEE HEALTH FAIR 2019	1,516.58
HUNDRED MILES, LLC		2,197.12

SCVWA - Regional Division

Check Register Report

From: Oct 1, 2019 to Oct 31, 2019

Vendor Name	Description	Amount
HYDREX PEST CONTROL CO.	PEST SERVICE 8/30/19	133.00
	PEST SERVICE 9/26/19	133.00
	PEST SERVICE 8/16/19	300.00
	PEST SERVICE 9/24/19 - SCWD	74.00
	RODENT SERVICE 9/4/19	140.00
	RODENT SERVICE 7/16/19 - SCWD	54.00
	RODENT SERVICE 9/18/19 - SCWD	54.00
HYDREX PEST CONTROL CO.		888.00
IDEXX DISTRIBUTION, INC.	COLILERT POWDER	11,307.94
IDEXX DISTRIBUTION, INC.		11,307.94
IE SAFETY SERVICES, LLC	SAFETY TRAINING 8/22/19	1,157.00
	SAFETY TRAINING 9/19/19	2,848.00
IE SAFETY SERVICES, LLC		4,005.00
INDIRA P MUDUNURU	SMART CONTROLLER REBATE	143.00
INDIRA P MUDUNURU		143.00
INFOR (US), INC.	MAINTENANCE RENEWAL 2019-2020	71.84
INFOR (US), INC.		71.84
IRON MOUNTAIN	STORAGE/SHRED OCTOBER 2019	626.55
	STORAGE/SHRED SEPTEMBER 2019	603.46
IRON MOUNTAIN		1,230.01
ISMAEL AGUILA LANDSCAPE SERVICE	IRRIGATION REPAIR	109.02
	LANDSCAPE MAINTENANCE - SCWD SEPTEMBER	275.00
ISMAEL AGUILA LANDSCAPE SERVICE		384.02
J.G. TUCKER & SON, INC.	SAFETY EQUIPMENT	27,224.44
J.G. TUCKER & SON, INC.		27,224.44
JACINTO DANIEL DURAN SANCHEZ	SMART CONTROLLER REBATE	150.00
JACINTO DANIEL DURAN SANCHEZ		150.00
JENNIFER PFAU	SMART CONTROLLER REBATE	129.00
JENNIFER PFAU		129.00
JENNY JOO	MILEAGE 10/8/19-10/10/19	303.92
	NEOGOV TRAVEL EXPENSES 10/8/19	24.00
JENNY JOO		327.92
JENSEN DESIGN & SURVEY, INC.	ON-CALL PROFESSIONAL ENGINEERING SERVICES FOR PLANNING AND DESIGN OF POTABLE AND RECYCLED WATER SUPPLY AND DISTRIBUTION SYSTEMS AND SUPPORT FACILITIES	14,750.08
JENSEN DESIGN & SURVEY, INC.		14,750.08
JINHAN WANG	SMART CONTROLLER REBATE	150.00
JINHAN WANG		150.00

SCVWA - Regional Division

Check Register Report

From: Oct 1, 2019 to Oct 31, 2019

Vendor Name	Description	Amount
JOANNA BRISON	MILEAGE 10/8/19-10/11/19	28.43
	NEOGOV CONFERENCE TRAVEL EXPENSES 10/8/19-10/11/19	82.21
	NEOGOV CONFERENCE EXPENSES 10/8-10/11/19	501.76
JOANNA BRISON		612.40
JOCHEM R. BAKKER	SMART CONTROLLER REBATE	150.00
JOCHEM R. BAKKER		150.00
JOHN DAVID CANNAN	GRANT POLICY AND PROCEDURE MANUAL	3,000.00
JOHN DAVID CANNAN		3,000.00
JOHN DELL	SMART CONTROLLER REBATE	150.00
JOHN DELL		150.00
JOHN FERRER	PRESCRIPTION GLASSES	250.00
JOHN FERRER		250.00
JOHN MURRAY PLUMBING	DRAIN LINE 9/16/19	706.00
	EARL SCHMIDT FILTRATION PLANT FLOOR DRAIN SERVICE	1,060.00
JOHN MURRAY PLUMBING		1,766.00
JOHN-PAUL B. PASCARELLI	SMART CONTROLLER REBATE	56.98
JOHN-PAUL B. PASCARELLI		56.98
JOHNSTONE SUPPLY	PLEATED FILTERS	1,886.77
JOHNSTONE SUPPLY		1,886.77
JORGE MIRAMONTES	MILEAGE 9/23/19	30.51
JORGE MIRAMONTES		30.51
JULIA GROTHE	WATERSMART INNOVATIONS SEMINAR EXPENSES 9/30-10/3/19	326.92
JULIA GROTHE		326.92
JULIO ROSALES	IPHONE REPAIR	125.00
JULIO ROSALES		125.00
JUSTEN EDWARD GORSKI	SMART CONTROLLER REBATE	79.97
JUSTEN EDWARD GORSKI		79.97
KANOWSKY & ASSOCIATES	LEGAL SERVICES AUGUST	675.00
	LEGAL SERVICES SEPTEMBER	375.00
KANOWSKY & ASSOCIATES		1,050.00
KAREN CLARK	MILEAGE SEPTEMBER	33.06
KAREN CLARK		33.06
KATHERINE CAUSLAND	DESIGN SERVICE/ADS	1,872.00
	DESIGN SERVICE	643.50
KATHERINE CAUSLAND		2,515.50
KATHLEEN GORDON	MILEAGE 9/6/19	10.80
KATHLEEN GORDON		10.80
KATHY DEVORE	FINGERPRINTING 9/16/19	23.00
KATHY DEVORE		23.00
KELLY L. IRWIN	SMART CONTROLLER REBATE	89.98
KELLY L. IRWIN		89.98

SCVWA - Regional Division

Check Register Report

From: Oct 1, 2019 to Oct 31, 2019

Vendor Name	Description	Amount
KEMIRA WATER SOLUTIONS, INC.	FERRIC CHLORIDE SOLUTION	5,810.62
KEMIRA WATER SOLUTIONS, INC.		5,810.62
KENNEDY/JENKS	ON-CALL ENGINEERING AND/OR CONSTRUCTION MANAGEMENT AND INSPECTION SERVICES 107425	101,770.93
	PROP 68 ROUND 3 SGWP GRANT APPLICATION ASSISTANCE	1,458.75
	UPDATE RISK MANAGEMENT PLAN	3,381.19
	GRANT ADMINISTRATION SERVICES - PROPOSITION 84 ROUND 2 IMPLEMENTATION	1,233.75
	PROPOSITION 84 IRWM DROUGHT GRANT ADMINISTRATION SERVICES	1,341.45
KENNEDY/JENKS		109,186.07
KESAV REDDY YERUVA	SMART CONTROLLER REBATE	148.86
KESAV REDDY YERUVA		148.86
KEVIN L'HEUREX	SMART CONTROLLER REBATE	134.99
KEVIN L'HEUREX		134.99
KHTS AM 1220	DIGITAL ADS - AUGUST	3,000.00
	DIGITAL ADS - SEPTEMBER	3,000.00
KHTS AM 1220		6,000.00
KIMBERLY NEWTON	FINGERPRINTING 8/16/19	27.00
KIMBERLY NEWTON		27.00
KONECRANES INC.	MOBILE & STATIONARY CRANE MAINTENANCE AND INSPECTIONS	2,475.00
KONECRANES INC.		2,475.00
LAGERLOF,SENECAL,GOSNEY & KRUSE LLP	GENERAL LEGAL AUGUST	7,038.00
	GSA GENERAL LEGAL AUGUST	1,280.00
LAGERLOF,SENECAL,GOSNEY & KRUSE LLP		8,318.00
LEE & RO, INC.	ON-CALL ENGINEERING CONSTRUCTION MANAGEMENT AND INSPECTION SERVICES	12,825.49
LEE & RO, INC.		12,825.49
LEE'S MAINTENANCE SERVICE, INC.	CLEAN REFRIGERATORS	342.00
	JANITORIAL SERVICE - SEPTEMBER	14,938.77
LEE'S MAINTENANCE SERVICE, INC.		15,280.77
LEGALSHIELD	MEMBERSHIP DUES - SEPTEMBER	349.90
LEGALSHIELD		349.90
LIFE TECHNOLOGIES CORPORATION	LAB SUPPLIES	1,405.55
LIFE TECHNOLOGIES CORPORATION		1,405.55

SCVWA - Regional Division

Check Register Report

From: Oct 1, 2019 to Oct 31, 2019

Vendor Name	Description	Amount
LINDSEY GIBSON	LAMINATE CUSTOMER CARE SIGNS	22.93
	MILEAGE 9/17-9/20/19	24.82
	NAGW CONFERENCE EXPENSES 9/17-9/20/19	654.99
	NAGW TRAVEL EXPENSES 9/17-9/20/19	49.00
LINDSEY GIBSON		751.74
LOCAL AGENCY FORMATION COMMISSION	TESORO ANNEXATION LAFCO FEES	8,000.00
LOCAL AGENCY FORMATION COMMISSION		8,000.00
LOREN LILLESTRAND	LEADERSHIP DEVELOPMENT FACILITATION	13,628.85
LOREN LILLESTRAND		13,628.85
LOS ANGELES TIMES	SUBSCRIPTION THROUGH 1/8/20	149.07
LOS ANGELES TIMES		149.07
LUHDORFF & SCALMANINI	2019 SCV HYDROLOGIC DATABASE MAINTENANCE	4,640.00
LUHDORFF & SCALMANINI		4,640.00
LYNNE PLAMBECK	ACWA TRAVEL EXPENSES 9/20/19	46.40
LYNNE PLAMBECK		46.40
LYONS AUTO SPA, INC.	VARIOUS CAR WASHES AUGUST	43.00
	VARIOUS CAR WASHES JULY	94.97
LYONS AUTO SPA, INC.		137.97
MARI-CO MAIL SERVICE	MARI-CO MAIL SERVICE	693.25
MARI-CO MAIL SERVICE		693.25
MARIANNE WASSEF	FINGERPRINTING 8/16/19	27.00
MARIANNE WASSEF		27.00
MATHESON TRI-GAS, INC.	WATER TREATMENT CHEMICAL - BULK LIQUID OXYGEN	1,774.39
	WATER TREATMENT CHEMICAL - BULK LIQUID OXYGEN	5,300.27
	SPECIALTY LAB GASES	594.03
MATHESON TRI-GAS, INC.		7,668.69
MCMASTER CARR SUPPLY CO.	RESPIRATORS	31.76
MCMASTER CARR SUPPLY CO.		31.76
MELLADY DIRECT MARKETING	COROPLAST SIGN	52.56
	SANTA CLARA RIVER VALLEY SIGN	52.56
MELLADY DIRECT MARKETING		105.12
MICHAEL BAKER INTERNATIONAL, INC.	ON-CALL ENGINEERING AND/OR CM AND INSPECTION SERVICES	6,727.50
MICHAEL BAKER INTERNATIONAL, INC.		6,727.50

SCVWA - Regional Division

Check Register Report

From: Oct 1, 2019 to Oct 31, 2019

Vendor Name	Description	Amount
NAPA AUTO & TRUCK PARTS	BATTERY UNIT #N36 8/8/19	532.83
	FILTER/KITS UNIT #S19 9/20/19	211.63
	FILTERS/CLAMPS #S90 8/17/19	113.65
	LAMP EQUIPMENT UNIT #S99 9/6/19	10.25
	LAMP KIT UNIT #N51 8/27/19	28.93
	MOTOR RESISTOR #N51 8/21/19	163.31
	MOTOR RESISTOR-RETURN	-51.77
	OIL CAP UNIT #N7 9/29/19	107.31
	OIL FILTER UNIT #310G 8/21/19	24.62
	OIL UNIT #N7 9/29/19	186.37
	PARTS EQUIPMENT UNIT #310E 9/6/19	134.65
	PARTS UNIT #N56	162.97
	PARTS UNIT #S25 8/17/19	150.90
	PARTS EQUIPMENT UNIT #99 8/13/19	83.43
	SOLENOID PART #S90 8/19/19	108.30
NAPA AUTO & TRUCK PARTS		1,967.38
NASHAT NASR MEGALY	SMART CONTROLLER REBATE	129.99
NASHAT NASR MEGALY		129.99
NEWHALL SCHOOL DISTRICT	BUS TRIP 6/6/19	236.00
NEWHALL SCHOOL DISTRICT		236.00
NEWHALL WATER DIVISION	ADMINISTRATION HOLIDAY LUNCH	363.86
	CALIFORNIA UTILITY EXECUTIVE MANAGEMENT ASSOCIATION 2019 MEMBERSHIP	580.00
	GASB 75 REPORT 12/31/17	2,425.00
	GASOLINE UNIT #N73	34.81
	PARTS - RECYCLED WATER PUMP STATION	2,244.09
NEWHALL WATER DIVISION		5,647.76
NEWHALL-VALENCIA LOCK & KEY	NEWHALL VALENCIA LOCK & KEY WORK AS NEEDED	1,173.72
NEWHALL-VALENCIA LOCK & KEY		1,173.72
NIRDESH KUMAR GUPTA	SMART CONTROLLER REBATE	150.00
NIRDESH KUMAR GUPTA		150.00
NOSSAMAN LLP	PERCHLORATE AUGUST 2019	158,232.98
NOSSAMAN LLP		158,232.98
OCCU-MED, LTD.	PRE-EMPLOYMENT PHYSICALS	268.19
OCCU-MED, LTD.		268.19
OFFICE DEPOT	SUPPLIES AND SERVICES	477.30
OFFICE DEPOT		477.30

SCVWA - Regional Division

Check Register Report

From: Oct 1, 2019 to Oct 31, 2019

Vendor Name	Description	Amount
OIL STOP LLC	LABOR/PARTS UNIT #N58 8/19/19	325.11
	OIL CHANGE UNIT #N76	263.41
OIL STOP LLC		588.52
OLIN CORPORATION	CHEMICALS-SODIUM HYDROXIDE 25%-50% SOLUTION (CAUSTIC SODA)	54,057.85
OLIN CORPORATION		54,057.85
OSTS, INC.	HAZWOPER TRAINING 9/1/19	870.00
OSTS, INC.		870.00
PACIFIC MOBILE STRUCTURES, INC.	MODULAR 9/1/19-9/30/19	2,628.00
PACIFIC MOBILE STRUCTURES, INC.		2,628.00
PACIFIC PRINTING COMPANY	BUSINESS CARDS - ERIKA DILL	71.18
	BUSINESS CARDS - VWD	213.53
	BUSINESS CARDS - ENGINEERING	640.58
	ENVELOPES - SUMMIT	205.04
	TYVEK - LABELS	982.76
PACIFIC PRINTING COMPANY		2,113.09
PALISADE COMPANY LLC	AUXILIARY LICENSE	634.67
	MODEL DEVELOPMENT/REMOTE ASSISTANCE	4,500.00
	TRAVEL EXPENSES	1,901.85
PALISADE COMPANY LLC		7,036.52
PANDORA ESTRADA	FINGERPRINTING 8/23/19	32.00
PANDORA ESTRADA		32.00
PANERA, LLC	AGENDA PLANNING 8/5/19	82.06
	AGENDA PLANNING 9/3/19	145.54
	INTERVIEW PANEL 9/11/19	134.63
PANERA, LLC		362.23
PARVANEH MOHEBAN	MILEAGE 10/1-10/4/19	596.24
	WATER SMART INNOVATION SEMINAR EXPENSES 10/1-10/4/19	354.71
PARVANEH MOHEBAN		950.95
PATTON SALES CORP	SS ANGLE BAR	81.47
	STEEL PIPING	925.93
PATTON SALES CORP		1,007.40
PEST OPTIONS INC.	PEST SERVICE SEPTEMBER	350.00
PEST OPTIONS INC.		350.00
PETRO LOCK INC.	GASOLINE 9/18/19	2,342.51
PETRO LOCK INC.		2,342.51
PITNEY BOWES	POSTAGE METER RENTAL	295.66
	POSTAGE METER SUPPLIES	309.45
	POSTAGE METER RENTAL/SERVICE	609.24
PITNEY BOWES		1,214.35

SCVWA - Regional Division

Check Register Report

From: Oct 1, 2019 to Oct 31, 2019

Vendor Name	Description	Amount
POOLE & SHAFFERY, LLP	LEGISLATIVE SERVICES	5,000.00
POOLE & SHAFFERY, LLP		5,000.00
PRIME PUBLICATIONS, INC.	1/2 PAGE AD - OCTOBER	800.00
	1/2 PAGE AD - SEPTEMBER	800.00
PRIME PUBLICATIONS, INC.		1,600.00
QUICKIES LUBE & SMOG INC.	LABOR/PARTS UNIT #N51 9/26/19	393.75
QUICKIES LUBE & SMOG INC.		393.75
R.D. OFFUTT COMPANY	PARTS EQUIPMENT UNITS #6, #20, & #75	358.47
R.D. OFFUTT COMPANY		358.47
R.J. KELLY	CSDA EXPENSES 9/24-9/28/19	1,077.04
	CSDA TRAVEL EXPENSES 9/24-9/28/19	133.26
R.J. KELLY		1,210.30
RAFTELIS FINANCIAL CONSULTANTS, INC	ANNEXATION FINANCIAL ANALYSIS	1,195.00
RAFTELIS FINANCIAL CONSULTANTS, INC		1,195.00
RAMAKRISHNA CHIKATI	SMART CONTROLLER REBATE	126.35
RAMAKRISHNA CHIKATI		126.35
RAMON MIGUEL C LALLANA	SMART CONTROLLER REBATE	150.00
RAMON MIGUEL C LALLANA		150.00
RAVINDER CHEEMANGUNTA	SMART CONTROLLER REBATE	138.47
RAVINDER CHEEMANGUNTA		138.47
RED HAWK FIRE & SECURITY	MONITORING 10/1-12/31/19	156.00
	SEMIANNUAL FM200 INSPECTION	400.00
RED HAWK FIRE & SECURITY		556.00
RED WING SHOES	SAFETY BOOTS - SCOTT HOBBERCHALK	250.00
RED WING SHOES		250.00
REEVES COMPLETE AUTO CENTER, INC.	LABOR/PARTS UNIT #I37 10/1/19	28.88
REEVES COMPLETE AUTO CENTER, INC.		28.88
REPUBLIC SERVICES	ROLL OFF RENTAL - AUGUST 2019	349.05
	ROLL OFF RENTAL - SEPTEMBER 2019	370.09
	SERVICE - OCTOBER 2019	271.56
	SERVICE - SEPTEMBER 2019	271.56
REPUBLIC SERVICES		1,262.26
RHIAWNA RAE BRACCI	POOL COVER REBATE	157.48
RHIAWNA RAE BRACCI		157.48
RICHARD C. SLADE & ASSOCIATES LLC	SAUGUS REPLACEMENT WELL DESIGN/HYDROGEOLOGIC SERVICES	6,547.81
RICHARD C. SLADE & ASSOCIATES LLC		6,547.81

SCVWA - Regional Division

Check Register Report

From: Oct 1, 2019 to Oct 31, 2019

Vendor Name	Description	Amount
RICOH AMERICAS CORPORATION	ED2051 - COPY USAGE 3/21-6/20/19	263.53
	ED2051 - COPY USAGE 6/21-9/20/19	244.57
RICOH AMERICAS CORPORATION		508.10
RMC WATER AND ENVIRONMENT	ON-CALL ENGINEERING AND/OR CONSTRUCTION MANAGEMENT AND INSPECTION SERVICES	2,802.13
RMC WATER AND ENVIRONMENT		2,802.13
ROBERT AUSTIN CAPRINE	SMART CONTROLLER REBATE	142.38
ROBERT AUSTIN CAPRINE		142.38
ROBERT D. NIEHAUS, INC.	RATEPAYER ADVOCATE	1,522.80
ROBERT D. NIEHAUS, INC.		1,522.80
ROCHELLE OSORIO	MILEAGE 9/23/19	77.72
ROCHELLE OSORIO		77.72
ROSEDALE-RIO BRAVO WATER STORAGE	CREDIT MEMO	-1,008.03
	DROUGHT RELIEF PROJECT	8,284.60
ROSEDALE-RIO BRAVO WATER STORAGE		7,276.57
RYAN HERCO PRODUCTS CORP.	NEEDLE VALVES	112.43
RYAN HERCO PRODUCTS CORP.		112.43
RYAN MCKELL	SMART CONTROLLER REBATE	150.00
RYAN MCKELL		150.00
S & L SAFETY PRODUCTS	SAFETY APPAREL	1,004.95
S & L SAFETY PRODUCTS		1,004.95
SAGE STAFFING	GORMAN W/E 9/15/19	1,413.97
	GORMAN W/E 9/22/19	1,752.52
	GORMAN W/E 9/29/19	1,433.88
SAGE STAFFING		4,600.37
SANDRA AQUINO	SMART CONTROLLER REBATE	101.02
SANDRA AQUINO		101.02

SCVWA - Regional Division

Check Register Report

From: Oct 1, 2019 to Oct 31, 2019

Vendor Name	Description	Amount
SANTA CLARITA WATER DIVISION	9/9/19-10/15/19 SERVICE	47.20
	9/9/19-10/7/19 SERVICE	729.85
	CCWUC EDUCATION LUNCHEON	145.00
	CERTIFICATION - B2 MAY	656.07
	CHLORAMINE LUNCHEON	75.00
	ENGINEERING POSTAGE - JUNE	70.50
	ENGINEERING POSTAGE - MAY	81.40
	EXECUTIVE STAFF MEETING 6/25/19	190.61
	GASOLINE UNIT #N73A	194.11
	SAFETY GIFT CARDS	200.00
	SAFETY MANAGEMENT MODULE	11,550.00
	SAFETY SIGNS	248.01
	WATER RESOURCES POSTAGE - JUNE	38.40
	WATER RESOURCES POSTAGE - MAY	71.95
	SANTA CLARITA WATER DIVISION	
SARAH FLEURY	CLIMATE SUMMIT EXPENSES 9/17-9/20/19	84.64
	CLIMATE SUMMIT TRAVEL EXPENSES 9/17-9/20/19	444.46
	GASOLINE 9/17-9/20/19	25.54
	MILEAGE 9/17-9/20/19	24.82
SARAH FLEURY		579.46
SC PUBLISHING INC.	ADVERTISING OCTOBER 2019	900.00
SC PUBLISHING INC.		900.00
SCHWARTZ OIL CO., INC.	CARB DIESEL #2 8/22/19	2,802.93
	CARB DIESEL #2 8/30/19	890.33
	CARB DIESEL #2 9/26/19	1,727.43
	CARB DIESEL #2 9/6/19	1,727.71
	CARB DIESEL #2 9/12/19	1,623.34
	GASOLINE 8/23/19	2,986.76
	GASOLINE 8/26/19	1,627.02
	GASOLINE 8/30/19	2,531.04
	GASOLINE 9/12/19	2,489.72
	GASOLINE 9/24/19	3,268.91
	GASOLINE 9/26/19	3,368.79
	GASOLINE 9/06/19	2,667.25
	SCHWARTZ OIL CO., INC.	
SEMITROPIC WATER STORAGE DISTRICT	WATER BANKING & EXCHANGE	26,206.62
SEMITROPIC WATER STORAGE DISTRICT		26,206.62
SERZHIK TOROSYAN	SMART CONTROLLER REBATE	109.00
SERZHIK TOROSYAN		109.00

SCVWA - Regional Division

Check Register Report

From: Oct 1, 2019 to Oct 31, 2019

Vendor Name	Description	Amount
SO CAL TURF AND TRACTOR	COMPACTER PARTS UNIT #N78	564.26
	MOTOR PARTS UNIT #N78	1,452.43
SO CAL TURF AND TRACTOR		2,016.69
SOUTHERN CALIFORNIA EDISON	BOUQUET PIPE METER 9/18/19-10/18/19	13.36
	BOUQUET PIPE METER 8/19/19-9/18/19	13.77
	CAMP PLENTY TURN-OUT	25.62
	DL SOLAR 8/27/19-9/26/19	772.10
	EARL SCHMIDT FILTRATION PLANT PUMP SERVICES 7/30/19-8/28/19	8,763.61
	EARL SCHMIDT FILTRATION PLANT PS 8/28/19-9/27/19	16,520.25
	EARL SCHMIDT INTAKE PUMP STATION 8/28/19-9/27/19	616.62
	HONBY PUMP SERVICES 8/28/19-9/27/19	38.15
	HONBY PIPE METER 8/28/19-9/27/19	13.63
	LAKE HUGHES PIPE METER 8/28/19-9/27/19	18.88
	LOWER MESA PIPE METER 8/28/19-9/27/19	45.96
	N-2 TURNOUT 8/28/19-9/27/19	126.48
	NEWHALL RANCH ROAD PIPE METER	12.01
	RECYCLED WATER RESERVOIR	30.05
	RECYCLED WATER METER 2/27/19-6/27/19	-4,135.34
	RECYCLED WATER METER 2/27/19-7/29/19	5,442.41
	RECYCLED WATER METER 3/28/19-5/29/19	-4,390.31
	RECYCLED WATER METER 3/28/19-6/27/19	7,451.58
	RECYCLED WATER METER 6/27/19-9/26/19	8,096.06
	RECYCLED WATER METER 7/29/19-9/26/19	4,069.23
	RV SOLAR 8/27/19-9/26/19	30,167.64
	RIO VISTA INTAKE PUMP STATION 8/28/19-9/26/19	118,715.04
	RIO VISTA INTAKE PUMP STATION BILL ADJUSTMENT	-10,115.42
	RIO VISTA WATER TREATMENT PLANT GATE 7/30/19-8/28/19	100.78
	SAUGUS 1 WELL 9/9-10/8/19	8,357.26
	SAUGUS 2 WELL 8/28-9/27/19	-1,011.54
	SC LOW VOLTAGE PIPE METER	11.23
	SC-11 TURNOUT 8/28-9/27/19	26.99

SCVWA - Regional Division

Check Register Report

From: Oct 1, 2019 to Oct 31, 2019

Vendor Name	Description	Amount
	SC-7 TURNOUT 8/13-9/12/19	48.99
	SC-7 TURNOUT 9/12-10/11/19	48.62
	SCPS 8/28-9/27/19	90,693.13
	SCR 8/28-9/27/19	181.08
	SUMMIT CIRCLE 8/22-9/23/19	1,004.60
	SUMMIT CIRCLE 8/23-9/24/19	16.92
	V-8 AT MCBEAN PARKWAY	13.77
	WELLS-S1 8/8-9/9/19	8,651.21
	WELLS-S1 BILL ADJUSTMENT	-1,011.54
	WELLS-S2 8/28-9/27/19	10,600.16
SOUTHERN CALIFORNIA EDISON		300,043.04
SOUTHERN CALIFORNIA GAS COMPANY	8/16/19-9/17/19 SERVICE	23.93
	8/20/19-9/19/19 SERVICE	2,143.28
	9/17/19-10/16/19 SERVICE	21.55
	9/19/19-10/18/19 SERVICE	2,807.12
SOUTHERN CALIFORNIA GAS COMPANY		4,995.88
SOUTHERN CALIFORNIA WATER COMMITTEE	ANNUAL MEMBERSHIP DUES	2,500.00
SOUTHERN CALIFORNIA WATER COMMITTEE		2,500.00
SPECTRUM REACH	LRP DIGITAL ADS - AUGUST	5,000.00
	LRP DIGITAL ADS - SEPTEMBER	5,000.00
	LRP DIGITAL COMMERCIAL - AUGUST	958.33
	LRP DIGITAL COMMERCIAL - SEPTEMBER	958.33
SPECTRUM REACH		11,916.66
STACY REARDON	SMART CONTROLLER REBATE	98.96
STACY REARDON		98.96
STEPHANIE KNUDSON	SEPTEMBER MILEAGE	33.64
STEPHANIE KNUDSON		33.64
STERLING WATER TECHNOLOGIES LLC	CATATONIC POLYMER 8/28/19	25,026.40
	CATATONIC POLYMER 9/4/19	14,436.00
STERLING WATER TECHNOLOGIES LLC		39,462.40
SUMMIT POINTE OWNERS ASSOCIATION	ASSESSMENT FOR 26501	1,802.26
SUMMIT POINTE OWNERS ASSOCIATION		1,802.26
TAMERA BASTIAANS	MILEAGE SEPTEMBER	13.92
TAMERA BASTIAANS		13.92
TEKSYSTEMS, INC.	THOMAS W/E 8/17/19	1,800.75
	THOMAS W/E 8/24/19	2,156.00
	THOMAS W/E 8/31/19	1,641.50
	THOMAS W/E 9/14/19	1,764.00
	THOMAS W/E 9/07/19	1,764.00
TEKSYSTEMS, INC.		9,126.25
THATCHER COMPANY OF CALIFORNIA, INC	LIQUID CHLORINE GAS	12,328.58
THATCHER COMPANY OF CALIFORNIA, INC		12,328.58
THE BANK OF NY MELLON TRUST CO., NA	TRUSTEE FEES 7/1/19-9/30/19	875.00
THE BANK OF NY MELLON TRUST CO., NA		875.00

SCVWA - Regional Division

Check Register Report

From: Oct 1, 2019 to Oct 31, 2019

Vendor Name	Description	Amount
THE HOWARD E. NYHART COMPANY, INC	CALPERS GASB 68 REPORT SEPTEMBER	1,500.00
THE HOWARD E. NYHART COMPANY, INC		1,500.00
THE NEWHALL LAND AND FARMING CO.	MMP4 AUGUST 2019	8,856.37
	MMP4 SEPTEMBER 1-15 2019	17,522.71
	PROGRESS PAYMENT#4 RETENTION TRUST	-11,070.46
	PROGRESS PAYMENT#4 THROUGH 8/31/19	221,409.24
	PROGRESS PAYMENT#5 RETENTION TRUST	-21,903.38
	PROGRESS PAYMENT#5 THROUGH 9/15/19	438,067.68
THE NEWHALL LAND AND FARMING CO.		652,882.16
THE PAPE GROUP INC	DITCH WITCH PARTS	1,047.02
THE PAPE GROUP INC		1,047.02
THE SIGNAL	DIGITAL BANNER - AUGUST	2,500.00
	DIGITAL BANNER - SEPTEMBER	2,500.00
	E-BLAST SPONSOR - AUGUST	1,500.00
	E-BLAST SPONSOR - SEPTEMBER	1,500.00
	FACEBOOK ADS - AUGUST	1,500.00
	FACEBOOK ADS - SEPTEMBER	1,500.00
THE SIGNAL		11,000.00
THOMAS CHU	SMART CONTROLLER REBATE	109.00
THOMAS CHU		109.00
THREE LEAVES	IT VIDEO TRAININGS	2,712.00
THREE LEAVES		2,712.00
TIFFANY KHOO	SMART CONTROLLER REBATE	150.00
TIFFANY KHOO		150.00
TODD GROUNDWATER	GROUNDWATER MODELING SERVICE	365.35
	WHITTAKER VOC LITIGATION	11,205.40
TODD GROUNDWATER		11,570.75
TPX COMMUNICATIONS	RIO VISTA WATER TREATMENT PLANT SERVICE 10/16-11/1/19	1,006.78
TPX COMMUNICATIONS		1,006.78
TRAFFIC MANAGEMENT, INC	STOP/SLOW SIGNS	197.10
	TRAFFIC SAFETY SIGNS	1,008.86
TRAFFIC MANAGEMENT, INC		1,205.96
TRANSCAT	CALIBRATION FLUKE	5,316.56
TRANSCAT		5,316.56
TRIPEPI, SMITH AND ASSOCIATES, INC.	CONSULTANT SERVICES	1,290.00
TRIPEPI, SMITH AND ASSOCIATES, INC.		1,290.00
TRUSSELL TECHNOLOGIES, INC	TECHNICAL SUPPORT FOR POTABLE REUSE PLANNING	17,602.50
TRUSSELL TECHNOLOGIES, INC		17,602.50

SCVWA - Regional Division

Check Register Report

From: Oct 1, 2019 to Oct 31, 2019

Vendor Name	Description	Amount
TYLER TECHNOLOGIES, INC.	CIVIC MAINTENANCE 10/1/19-12/31/19	567.00
TYLER TECHNOLOGIES, INC.		567.00
VALENCIA-MAYFAIR HOMEOWNERS ASSOC.	P1 TURF REMOVAL	1,990.00
VALENCIA-MAYFAIR HOMEOWNERS ASSOC.		1,990.00
VALERIE L ROBINSON	SMART CONTROLLER REBATE	150.00
VALERIE L ROBINSON		150.00
VALI COOPER & ASSOCIATES, INC.	ON-CALL CONSTRUCTION MANAGEMENT AND INSPECTION SERVICES	686.75
VALI COOPER & ASSOCIATES, INC.		686.75
VALLEY INDUSTRY ASSOCIATION	MEMBERSHIP DUES 2019-2020	880.00
VALLEY INDUSTRY ASSOCIATION		880.00
VALLEY PUBLICATIONS	COLLEGE OF THE CANYONS MAGAZINE/WEB ADS SEPTEMBER	327.00
VALLEY PUBLICATIONS		327.00
VARIDESK, LLC	DUAL MONITOR ARMS - WATER RESOURCES	427.05
	VARIDESK ARMS - WATER RESOURCES	777.45
VARIDESK, LLC		1,204.50
VER SALES, INC.	6D RING HARNESSSES	1,073.10
	HEAD LAMPS/BAGS/LANYARDS	2,140.60
	HI-VIZ HELMETS	758.84
VER SALES, INC.		3,972.54
VERIZON WIRELESS	CIMIS 8/11/19-9/10/19	38.01
	ENGINEERING & PROD IPADS	20,941.08
	EQUIPMENT 8/11/19-9/10/19	6,942.39
	EARL SCHMIDT FILTRATION PLANT IPADS	4,548.77
	RIO VISTA WATER TREATMENT PLANT IPADS	4,548.78
	SERVICE 8/11/19-9/10/19	10,383.92
	TELEMETRY 8/24/19-9/23/19	848.51
VERIZON WIRELESS		48,251.46
VERTEX SURVEY, INC.	SURVEY FOR ANNEX	7,500.00
VERTEX SURVEY, INC.		7,500.00
VWR SCIENTIFIC INC.	BOTTLE TOP BURETTE	155.82
	TRYPTICASE SOY AGAR	22.82
VWR SCIENTIFIC INC.		178.64
WAGeworks, INC.	AUGUST 2019 SERVICE	332.99
	SEPTEMBER 2019 SERVICE	353.60
WAGeworks, INC.		686.59
WARD'S SCIENCE	MIXED PROTOZOA	99.16
	SALINE METER	181.39
WARD'S SCIENCE		280.55
WARREN DISTRIBUTING, INC.	OIL/FILTER UNIT #S41	61.73
WARREN DISTRIBUTING, INC.		61.73

SCVWA - Regional Division

Check Register Report

From: Oct 1, 2019 to Oct 31, 2019

Vendor Name	Description	Amount
WATER CONSULTANCY, INC.	PERCH SUPPORT SERVICES	290.00
	WHITTAKER VOC LITIGATION	11,310.00
WATER CONSULTANCY, INC.		11,600.00
WATERWISE CONSULTING	WATER USE SURVEYS - RESIDENTIAL, LL & CII - VALENCIA DIVISION	2,910.00
WATERWISE CONSULTING		2,910.00
WAXIE SANITARY SUPPLY	JANITORIAL SUPPLIES	806.86
WAXIE SANITARY SUPPLY		806.86
WEST YOST ASSOCIATES	SAUGUS FORMATION VOC INVESTIGATION	8,307.00
WEST YOST ASSOCIATES		8,307.00
WESTERN PAYMENTS ALLIANCE (WESPAY)	MEMBERSHIP DUES - 2019	795.00
WESTERN PAYMENTS ALLIANCE (WESPAY)		795.00
WHEELER COMPANY	2019 LANDSCAPE EDUCATION CONSULTING	3,782.50
	DEVIL'S DEN PROPERTY MANAGEMENT CONSULTING	2,125.00
WHEELER COMPANY		5,907.50
WHIFFAWAY, INC.	URINAL SYSTEM SERVICE	147.83
WHIFFAWAY, INC.		147.83
WILLIAM D. CAPRINE	SMART CONTROLLER REBATE	150.00
WILLIAM D. CAPRINE		150.00
WORK BOOT WAREHOUSE	SAFETY BOOTS - JEROLD GRAVES	249.74
	SAFETY BOOTS - RUSSELL SISK	223.93
	SAFETY BOOTS - SERGIO FLORES	250.00
WORK BOOT WAREHOUSE		723.67
WORLEYPARSONS GROUP, INC.	NCP PREPARATION	19,796.00
WORLEYPARSONS GROUP, INC.		19,796.00
X-ACT TECHNOLOGY SOLUTIONS, INC.	IT SUPPORT SERVICES	24,300.00
	CLOUD BACKUP - SEPTEMBER	4,075.00
	FMS ASSESSMENT LAPTOPS	5,703.64
	OFFICE 365 LICENSE - SEPTEMBER	5,574.50
	WHITEBOARD & INSTALLATION	1,142.03
X-ACT TECHNOLOGY SOLUTIONS, INC.		40,795.17
XEROX CORPORATION	ACCESS CONTROL - AUGUST	49.95
	COPY USAGE - AUGUST	114.76
XEROX CORPORATION		164.71
ZEE MEDICAL SERVICE, INC. #34	FIRST AID REFILL	1,279.29
	FIRST AID REFILL SCWD	154.78
ZEE MEDICAL SERVICE, INC. #34		1,434.07
Summary		5,178,497.28

**Santa Clarita Valley Water Agency
Newhall Division**

11/18/19

AP Check Register with GL Distributions

Date Range: 10/1/2019 to 10/31/2019

Check No.	Ck Date	Vendor Name /	Inv Date	Amount	GL Account	Description
CIP Construction in Progress						
113522	10/4/2019	AES WATER INC. 1382	9/26/19	27,209.30	0300-00-1084 (1)	VL80 Single Valve Controller 300-1084
113529	10/4/2019	COUNTY OF LOS ANGELES RE-PW-1909090066	9/9/19	1,101.37	0300-01-307F	Permit Construction Inspection 9/9/19 - 301-307F
113533	10/4/2019	FERGUSON ENTERPRISES INC #1350 7997632	9/12/19	158.92	0300-00-1079	PVC Fittings - Ridge Route 300-1079
113534	10/4/2019	GEOSOILS CONSULTANTS INC. 71419	9/16/19	708.00	0300-00-1080	Compaction Testing - Soledad Cyn 300-1080
113545	10/4/2019	TRENCH SHORING CO., INC. 1186725-0001	9/5/19	463.75	0300-00-1080	Shoring Rental 8/26-9/4/19 - Soledad Cyn 300-1080
113548	10/10/2019	ALL STAR FENCE & CONCRETE 3280	9/21/19	12,000.00	0300-00-1066 (100) ft.	Iron Fence, Gates, & Supply - Pine St 300-1066
113573	10/10/2019	SMART & FINAL 9/30/19	10/1/19	40.53	0300-00-1078	Office Supplies 9/19 300-1078
113590	10/18/2019	GRAINGER INC 9304242440 9304242432	9/25/19 9/25/19	218.73 448.18	0300-00-1079 (1) 0300-00-1079 (4)	Pipe Sling - Ridge Rte 300-1079 Pipe Sling - Ridge Rte 300-1079
113595	10/18/2019	PENHALL COMPANY 18875	9/27/19	1,407.60	0300-00-1079	Saw Cut - Ridge Rte Rd 300-1079
113601	10/18/2019	SKAGGS CONCRETE SAWING INC 2423	9/24/19	600.00	0300-00-1079	Saw Cut - Ridge Route Rd 300-1079
113604	10/18/2019	TOMICIC'S PRESSURE WASHING SERVICE LLC 2486	10/7/19	1,755.00	0300-00-1079	Sweeping Service 10/2-4/19 - Ridge Route 300-1079
113612	10/23/2019	AQUA-FLO SUPPLY SI1441230	10/9/19	116.80	0300-00-1079	2" PVC Pipes & Fittings 300-1079
113616	10/23/2019	COUNTY OF LOS ANGELES RE-PW-1910070126	10/7/19	869.51	0300-01-307F	Permit Construction Inspection 8/16-30/19 - 301-307F
113621	10/23/2019	GEOSOILS CONSULTANTS INC. 71491	10/10/19	644.00	0300-00-1079	Check Site & Mark Borings 9/16-23/19 - Ridge Route 300-1079
113622	10/23/2019	GRAINGER INC 9309878404 9309630458	10/1/19 10/1/19	336.93 217.29	0300-00-1079 (2) 0300-00-1079 (1)	Vertical Hitch - 300-1079 Web Sling, (1) Sling Eye 300-1079
113628	10/23/2019	MICHAEL DEVORE TRUCKING CO. 96053	9/28/19	2,224.20	0300-00-1079 (100) ton	Fill Sand 300-1079
113638	10/23/2019	TOMICIC'S PRESSURE WASHING SERVICE LLC 2488	10/11/19	1,170.00	0300-00-1079	Sweeping Service 10/7-8/19 - Ridge Route 300-1079
CONDEP Construction Meter Deposit Refunds						
005477	10/18/2019	GUY F ATKINSON 09125 09126	10/14/19 10/14/19	1,200.00 2,400.00	2720-00	Refund Construction Meter Deposit - A/C 24121 Refund Construction Meter Deposit - A/C 23540
005478	10/18/2019	CASTAIC HS CONSTRUCTION INC 09127-2	10/14/19	1,200.00	2720-00	Refund Construction Meter Deposit A/C 23468
005479	10/18/2019	L.A. DEPT OF WATER & POWER 09128	10/14/19	1,200.00	2720-00	Refund Construction Meter Deposit - A/C 24743

**Santa Clarita Valley Water Agency
Newhall Division**

Check No.	Ck Date	Vendor Name /	Inv Date	Amount	GL Account	Description
113582	10/18/2019	CASTAIC HS CONSTRUCTION INC				
		09127	10/14/19	1,200.00	2720-00	Refund Construction Meter Deposit - A/C 23468
		09127	10/14/19	1,200.00	2720-00	Refund Construction Meter Deposit - A/C 23468
CONSER		Conservation/BMP/MOU				
113600	10/18/2019	SCV WATER				
		SEPTEMBER 2019	9/30/19	521.00	7170-00	Expense Allocation 9/19
113640	10/23/2019	WATERWISE CONSULTING INC				
		6246	9/30/19	355.00	7170-00	Residential Water Survey Program 9/19
CUSREF		Customer Refunds				
113611	10/23/2019	PRABHU AMBATIPUDI				
		09129	10/16/19	61.76	1610-00	Refund CR Balance - Closed A/C #04149
113624	10/23/2019	GUY F ATKINSON LLC				
		09134	10/18/19	672.70	1610-00	Refund CR Balance - Closed A/C #23540
		09135	10/16/19	74.79	1610-00	Refund CR Balance - Closed A/C #24121
113629	10/23/2019	TINA MOHINEDA				
		09133	10/16/19	5.16	1610-00	Refund CR Balance - Closed A/C #23513
113631	10/23/2019	ZORIK PIRIJANIAN				
		09136	10/16/19	77.04	1610-00	Refund CR Balance - Closed A/C #24769
113632	10/23/2019	HENRY ROQUE				
		09131	10/16/19	25.03	1610-00	Refund CR Balance - Closed A/C #07899
113634	10/23/2019	ANGELICA SEGURA				
		09130	10/16/19	89.58	1610-00	Refund CR Balance - Closed A/C #06222
113641	10/23/2019	DOUGLAS YOUNG				
		09132	10/16/19	206.66	1610-00	Refund CR Balance - Closed A/C #09962
DEVREF		Developer Refunds				
113553	10/10/2019	CITY OF SANTA CLARITA				
		09023	10/7/19	4,361.60	2739-00	Refund For Distribution FCF - Laemmle Theatres CF20-0016
DIREMP		Director/Employee Expense				
113617	10/23/2019	DELAWARE MANAGEMENT TRUST CO.				
		10/1/19	10/1/19	470.00	2663-00	Roth IRA 10/19
113639	10/23/2019	MARIANNE WASSEF				
		09024	10/21/19	885.70	7165-00	Hotel, Taxi, & Meals Reimb-Harris Conference 10/7-10/19
DUES		Dues/Memberships/Certification				
113570	10/10/2019	SCV QUALITY CARE INC				
		76461	8/6/19	68.00	5735-00	DMV Exam - DB
113600	10/18/2019	SCV WATER				
		SEPTEMBER 2019	9/30/19	145.00	7161-00	Expense Allocation 9/19
INSUR		Insurance				
113598	10/18/2019	ROBERT HARRIS INSURANCE AGENCY, INC.				
		131676	10/14/19	61,470.48	1710-00	Earthquake/Flood Insurance 10/10/19-10/10/20
113600	10/18/2019	SCV WATER				
		SEPTEMBER 2019	9/30/19	117.00	7125-00	Expense Allocation 9/19
INV		Inventory				
113528	10/4/2019	CORE & MAIN LP				
		L118303	9/10/19	3,359.17	1810-00	(6) 12" Hymax Coupling
		L161067	9/10/19	3,681.59	1810-00	(4) 2" Ball Angle Stop, (6) 2" Elbow, (2) 2" Ball Corp Stop
		L109847	9/9/19	669.09	1810-00	(24) 1" Redi-Clamp
		K996329	9/5/19	51,739.77	1810-00	Fittings and Materials for Ridge Route

**Santa Clarita Valley Water Agency
Newhall Division**

Check No.	Chk Date	Vendor Name /	Inv Date	Amount	GL Account	Description
113532	10/4/2019	FAMCON PIPE AND SUPPLY INC				
		S100012081.001	9/6/19	1,557.09	1810-00 (6) 2" Ball Valve FIPxFIP	
		S100009674.005	9/6/19	40,375.94	1810-00 (241') 30" TJ Pipe	
		S100012054.001	9/6/19	3,427.35	1810-00 (10) 2" Angle Stop	
		S100012078.001	9/6/19	11,024.46	1810-00 (6) 6-Hole Dip Hydrant, (6) 2" Elbow Comp	
113536	10/4/2019	GRISWOLD INDUSTRIES				
		779902	9/5/19	4,619.84	1810-00 Cla-Val Inventory	
113554	10/10/2019	CORE & MAIN LP				
		L191278	9/18/19	2,594.57	1810-00 (2) 8" Hymax Coupling, (2) 10" Hymax Coupling, (1) 14" Hymax	
113560	10/10/2019	FAMCON PIPE AND SUPPLY INC				
		S100009674.007	9/12/19	3,350.70	1810-00 (23) 30" TJ Ductile Iron Pipe	
113584	10/18/2019	CORE & MAIN LP				
		L231155	9/24/19	7,023.92	1810-00 Inventory	
		L185188	9/19/19	344.93	1810-00 (100) 6" Flange Gasket	
		K930437	9/24/19	51,430.35	1810-00 Master & Octave Meters	
113613	10/23/2019	ARMORCAST PRODUCTS COMPANY				
		0201869-IN	9/30/19	2,133.21	1810-00 (50) 4-1/2" RPM Cover	
113620	10/23/2019	FAMCON PIPE AND SUPPLY INC				
		S100012010.001	10/2/19	1,308.53	1810-00 (1) 24" Tapping Sleeve - Main St	
LEGAL		Professional Services - Legal				
113551	10/10/2019	BEST BEST & KRIEGER LLP				
		857636	9/5/19	120.00	7151-00 Review Documents - Pinetree Tank Cell Site	
113600	10/18/2019	SCV WATER				
		SEPTEMBER 2019	9/30/19	19,072.00	7151-00 Expense Allocation 9/19	
MAINT		Maintenance and Services				
113524	10/4/2019	AMTECH ELEVATOR SERVICES				
		DVA08379A19	9/20/19	199.90	7221-00 Elevator Maintenance 10/19	
113527	10/4/2019	BURRTEC WASTE INDUSTRIES INC				
		N114580169	10/1/19	90.90	7215-00 Disposal Service 10/19	
		N114580169	10/1/19	90.90	5755-00 Disposal Service 10/19	
113538	10/4/2019	LINO'S TRUCKING				
		5290768	9/11/19	1,020.00	5425-00 (2) hrs. Trucking Services	
		5290765	9/9/19	840.00	5425-00 (7) hrs. Trucking Services	
		5290767	9/10/19	1,200.00	5425-00 (2) hrs. Trucking Services	
113541	10/4/2019	RICK FRANKLIN CONSTRUCTION INC				
		5587	9/24/19	14,133.00	5455-00 Asphalt Repair - Grandifloras/Canyon Rim	
113549	10/10/2019	AMERICAN EXPRESS				
		9/28/19	9/28/19	7,477.71	7163-00 Sage License & Support, Office Supplies & Web Services 9/19	
		9/28/19	9/28/19	133.73	5525-00 Sage License & Support, Office Supplies & Web Services 9/19	
113555	10/10/2019	COURIER-MESSENGER INC.				
		22579	9/30/19	400.00	5525-00 Courier Service 9/19	
113558	10/10/2019	EUROFINS EATON ANALYTICAL INC				
		L0472359	9/24/19	2,400.00	5315-00 Water Analysis 8/8/19 - Pinetree Well #1, 3, 5	
113559	10/10/2019	EXPERIAN				
		CD2006008551	9/27/19	252.86	5525-00 Credit Checks 9/19	
113562	10/10/2019	GOLDEN WEST SECURITY INC				
		81619	10/1/19	53.25	5755-00 Alarm Response Service 10-12/19	
113564	10/10/2019	IRON MOUNTAIN RECORDS MANAGEMENT				
		BZXX773	9/30/19	280.22	7191-00 Document Storage Rental 10/19	
		BZYN974	9/30/19	299.73	7191-00 Document Storage Rental - Vault 10/19	

**Santa Clarita Valley Water Agency
Newhall Division**

Check No.	Chk Date	Vendor Name /	Inv Date	Amount	GL Account	Description
113566	10/10/2019	PEST OPTIONS INC 334073	9/16/19	1,238.55	5225-00	Weed & Vegetation Control 9/19
113569	10/10/2019	RICK FRANKLIN CONSTRUCTION INC 5597	9/30/19	2,460.00	5455-00	Asphalt Patches - Oleander
		5596	9/30/19	1,740.00	5455-00	Asphalt Patches - Abelia / Quezanda St.
113583	10/18/2019	CLARK PEST CONTROL 10/10/19	10/10/19	50.00	7221-00	Pest Control Service 10/19
113587	10/18/2019	EUROFINS EATON ANALYTICAL INC L0475142	10/4/19	2,400.00	5315-00	Water Analysis 8/8/19 - Castaic Well #1, 2, & 7
113588	10/18/2019	EWASTE U.S. 11000	9/19/19	1,550.00	7221-00	Hard Drive & Back-up Tape Destruction Service
113593	10/18/2019	MCCROMETER, INC. 529924RI	9/25/19	227.50	5555-00	(1) Construction Meter Test
113597	10/18/2019	RICK FRANKLIN CONSTRUCTION INC 5605	10/7/19	3,170.00	5425-00	Asphalt Repairs - 21070 Placerita Cyn Rd.
113600	10/18/2019	SCV WATER SEPTEMBER 2019	9/30/19	1,728.00	7221-00	Expense Allocation 9/19
		SEPTEMBER 2019	9/30/19	594.00	7225-00	Expense Allocation 9/19
		SEPTEMBER 2019	9/30/19	2,219.00	7163-00	Expense Allocation 9/19
113603	10/18/2019	STEVIE-D SERVICES 1910	10/4/19	1,040.00	5375-00	PLC & HMI Programming Services - CDF
113605	10/18/2019	UNDERGROUND SERVICE ALERT 920190470	10/1/19	199.75	5425-00	(115) Dig Alerts 9/19
113607	10/18/2019	WASTE MANAGEMENT 3671812-0160-2	10/1/19	907.94	5755-00	(1) 40 yd. Roll-Off 9/12/19
113610	10/23/2019	ALL TEMPERATURES CONTROLLED INC 216479	9/27/19	125.00	5325-00	Quarterly Maintenance 7-9/19 - Newhall Well #12
113615	10/23/2019	BATTERY SOLUTIONS LLC A446339	9/27/19	3,996.16	5555-00	Recycling Service 7/17/19
113619	10/23/2019	EUROFINS EATON ANALYTICAL INC L0475520	10/7/19	1,600.00	5315-00	Water Analysis 7/30/19 - Newhall Well #12 & 13
113623	10/23/2019	GREENSET LANDSCAPING SEPTEMBER 2019	10/1/19	375.00	7221-00	Landscape Maintenance 9/19
		SEPTEMBER 2019	10/1/19	450.00	5415-00	Landscape Maintenance 9/19
		SEPTEMBER 2019	10/1/19	95.00	5455-00	Landscape Maintenance 9/19
		SEPTEMBER 2019	10/1/19	225.00	5225-00	Landscape Maintenance 9/19
		SEPTEMBER 2019	10/1/19	250.00	5755-00	Landscape Maintenance 9/19
		SEPTEMBER 2019	10/1/19	150.00	5435-00	Landscape Maintenance 9/19
113635	10/23/2019	SKAGGS CONCRETE SAWING INC 2430	10/2/19	300.00	5425-00	Saw Cut - 22202 Palomino
		2428	10/1/19	300.00	5425-00	Saw Cut - 21077 Placerita Cyn
MATSUP		Material and Supply Expense				
113523	10/4/2019	AIRGAS SPECIALTY PRODUCTS 131614450	9/5/19	1,218.30	5330-00	Ammonium Hydroxide Solution - Newhall
		131614436	9/5/19	909.95	5330-00	Ammonium Hydroxide Solution - Castaic
113525	10/4/2019	AQUA-FLO SUPPLY SI1431223	9/20/19	65.54	5375-00	(4) 1" Threaded Brass Bushing, (1) 3/4" Ball Valve
113528	10/4/2019	CORE & MAIN LP K996329	9/5/19	19,562.61	5425-00	Fittings and Materials for Ridge Route

**Santa Clarita Valley Water Agency
Newhall Division**

Check No.	Ck Date	Vendor Name /	Inv Date	Amount	GL Account	Description
113532	10/4/2019	FAMCON PIPE AND SUPPLY INC				
		S100009674.003	9/6/19	40,208.40		1810-00 (240') 30" TJ Pipe
		S100009674.001	9/6/19	7,243.43		5425-00 (35) 30" Tyton Joint Gaskets
113533	10/4/2019	FERGUSON ENTERPRISES INC #1350				
		7986238	9/10/19	19.02		5375-00 (4) 2" PVC Fittings - PDF
		7995719	9/12/19	47.89		5175-00 (12) LF Brass Fittings
113535	10/4/2019	GRAINGER INC				
		9287538541	9/10/19	219.29		5425-00 (1) Filter Sock
		9284908390	9/6/19	270.59		5755-00 Cable Ties, Tire Inflator, Inflator Gauge
		9285889979	9/9/19	23.97		5755-00 (6) pk. AAA Battery Alkaline
		9285286507	9/6/19	159.78		5706-00 (3) Pry Bar Set - Unit 51, 78, 80
		9287538558	9/10/19	103.33		5425-00 (1) Oil Absorbent Boom
113536	10/4/2019	GRISWOLD INDUSTRIES				
		779902	9/5/19	11.31		5225-00 Cla-Val Inventory
113537	10/4/2019	HASA INC				
		656640	9/9/19	966.20		5330-00 (16) 15 gal. Drum Carboys
113539	10/4/2019	LOWE'S				
		9/17/19	9/17/19	344.32		5755-00 Tools & Supplies 9/19
		9/17/19	9/17/19	114.27		5325-00 Tools & Supplies 9/19
		9/17/19	9/17/19	118.99		5706-00 Tools & Supplies 9/19
113542	10/4/2019	ROYAL INDUSTRIAL SOLUTIONS				
		8870-567988	9/19/19	130.40		5175-00 (1) AC Volt Timing Relay - Prinertree Well #3
113543	10/4/2019	RYAN HERCO PRODUCTS CORP				
		9312599	9/5/19	616.54		5375-00 (72) Claris Filter Cartridge - PDF
		9312600	9/6/19	120.63		5375-00 (12) 1" PVC Spear
113545	10/4/2019	TRENCH SHORING CO., INC.				
		1187697-0001	9/5/19	1,007.40		5755-00 (1) Steel Shore Pump
113546	10/4/2019	VULCAN MATERIALS CO.				
		72336782	9/13/19	1,440.00		5425-00 (4) Mixed Semi 9/10/19
		72336783	9/13/19	1,080.00		5425-00 (3) Mixed Semi 9/11/19
		72336781	9/13/19	720.00		5425-00 (2) Mixed Semi 9/9/19
113547	10/10/2019	AIRGAS SPECIALTY PRODUCTS				
		131615578	9/13/19	648.02		5330-00 Ammonium Hydroxide Solution - Newhall
113549	10/10/2019	AMERICAN EXPRESS				
		9/28/19	9/28/19	117.64		5555-00 Sage License & Support, Office Supplies & Web Services 9/19
113550	10/10/2019	AQUA-FLO SUPPLY				
		S11432428	9/23/19	68.67		5375-00 PVC Fittings - TDF
113556	10/10/2019	CULLIGAN OF SYLMAR				
		1702566	9/30/19	488.00		5330-00 (4) Portable Tank Exchange - Castaic 10/19
		1702571	9/30/19	32.00		5330-00 (1) Portable Tank Exchange - Stetson Ranch 10/19
		1702567	9/30/19	122.00		5330-00 (1) Portable Tank Exchange - Tesoro 10/19
		1702198	9/30/19	972.00		5330-00 (4) Portable Tank Exchange - Newhall 10/19
		1706010	9/30/19	148.00		5330-00 (4) Portable Tank Exchange - Pinetree 10/19
113557	10/10/2019	D&H WATER SYSTEMS				
		I2019-1112	9/17/19	1,088.79		5375-00 (3) 4" Diaphragm Kit - PDF
113561	10/10/2019	FERGUSON ENTERPRISES INC #1350				
		8023695	9/19/19	253.83		5375-00 Pressure Reducer Valve, 1" Brass Bushing - CDF

**Santa Clarita Valley Water Agency
Newhall Division**

Check No.	Ck Date	Vendor Name /	Inv Date	Amount	GL Account	Description
113563	10/10/2019	GRAINGER INC				
		9291530179	9/13/19	51.16	5755-00 (1) 24 - 46 oz. Lid Dispenser	
		9293508702	9/16/19	56.41	5755-00 (4) AA Alkaline Battery	
		9291805217	9/13/19	113.07	5755-00 (2) Towel Dispenser, (1) Tube Bender	
		9295301130	9/17/19	400.22	5425-00 (50) Duct Tape	
		9295487780	9/17/19	183.28	5755-00 (1) Toaster Oven	
		9297259484	9/18/19	83.91	5425-00 (1) pk. 1" x 3" Brass Tag	
113565	10/10/2019	LORD & SONS				
		P-220040	9/17/19	802.28	5755-00 (1000) Screw Bolts	
113567	10/10/2019	PHYL-MAR ELECTRICAL SUPPLY CORP				
		280307	8/12/19	49.49	5375-00 (20) Power Strut - PDF	
113568	10/10/2019	PRAXAIR DISTRIBUTION INC.				
		91782131	9/13/19	172.11	5425-00 (1) Silver Brazing Rod	
113572	10/10/2019	SHILPARK PAINT				
		19093	9/17/19	70.63	5755-00 Paint Supplies - Operations Facility	
		19062	9/16/19	170.43	5755-00 Paint Supplies - Operations Facility	
		19087	9/17/19	81.47	5755-00 Paint & Supplies - Operations Facility	
113574	10/10/2019	STEP SAVER INC				
		0801773222	10/3/19	404.34	5330-00 (3140) lbs. Certified Coarse Salt - Pinetree	
113575	10/10/2019	TRAFFIC MANAGEMENT PRODUCTS INC				
		547407	9/12/19	39.34	5755-00 (6) Striping Paint	
113576	10/10/2019	TRENCH SHORING CO., INC.				
		1188692-0001	9/16/19	295.65	5425-00 Pipe Carts & Trench Top Lifting Eyes	
113577	10/18/2019	AQUA-FLO SUPPLY				
		SI1438457	10/4/19	169.43	5706-00 (45) Seal Tape	
113580	10/18/2019	BELOW ZERO, INC				
		270749	9/19/19	286.45	5706-00 (6) 7/8" Carbide Cutters	
113589	10/18/2019	FERGUSON ENTERPRISES INC #1350				
		8051350	9/26/19	24.77	5375-00 (1) 2 x 1 Brass Bushings - PDF	
113590	10/18/2019	GRAINGER INC				
		9301468451	9/23/19	67.21	5706-00 (2) Screwdriver Set	
		9304606925	9/25/19	874.91	5755-00 (4) Pipe Sling	
		9302191276	9/23/19	481.46	5706-00 (4) Socket Adapter, (8) Impact Socket - Unit #51	
113591	10/18/2019	HOME DEPOT CREDIT SERVICES				
		9/27/19	9/27/19	59.00	5706-00 Tools & Supplies 9/19	
		9/27/19	9/27/19	279.24	5755-00 Tools & Supplies 9/19	
		9/27/19	9/27/19	65.68	5455-00 Tools & Supplies 9/19	
113592	10/18/2019	LESLIE'S POOL SUPPLIES INC				
		00059-01-027766	9/19/19	34.67	5330-00 (2) gal. Acid - RMS	
113596	10/18/2019	REQUEST CHEMICAL & SAFETY				
		1139	9/25/19	2,108.22	5755-00 Hand Sanitizers & Cleaning Wipes	
113599	10/18/2019	ROYAL INDUSTRIAL SOLUTIONS				
		8870-568671	10/9/19	121.03	5275-00 Flex Liq-Tite & Connectors	
		8870-567164	9/25/19	44.68	5375-00 (30) 250V Small Dim Fuse - PDF	
113602	10/18/2019	STEP SAVER INC				
		349379	10/9/19	567.84	5330-00 (4225) lbs. Certified Coarse Salt- Newhall	
		349378	10/16/19	428.50	5330-00 (2925) lbs. Certified Coarse Salt - Castaic	
		349221	10/9/19	109.62	5330-00 (600) lbs. Certified Coarse Salt- Stetson	
		349220	10/9/19	55.85	5330-00 (305) lbs. Certified Coarse Salt- Tesoro	
113606	10/18/2019	USA BLUEBOOK				
		017589	9/23/19	1,141.24	5330-00 (12) Hach Total Ammonia Chemkey	
		016972	9/23/19	262.01	5330-00 (1) Hach Total Chlorine Chemkey	

**Santa Clarita Valley Water Agency
Newhall Division**

Check No.	Ck Date	Vendor Name /	Inv Date	Amount	GL Account	Description
113609	10/23/2019	AIRGAS SPECIALTY PRODUCTS				
		131617053	9/30/19	1,144.49	5330-00	Ammonium Hydroxide Solution - Castaic
		131617146	9/30/19	760.37	5330-00	Ammonium Hydroxide Solution - Newhall
113622	10/23/2019	GRAINGER INC				
		9306140873	9/26/19	844.28	5706-00	Tube Cutter Kit, Cutting Wheels & Saw - Unit 58
		9310956793	10/2/19	112.07	5706-00	(1) Battery 12V - Unit 58
113625	10/23/2019	HOPKINS TECHNICAL PRODUCTS INC				
		3619301147	10/2/19	2,224.70	5325-00	Analyzer Parts
113627	10/23/2019	LORD & SONS				
		P-223227	9/30/19	642.78	5755-00	Flat Washers, Hex Bolts, Wipers
113628	10/23/2019	MICHAEL DEVORE TRUCKING CO.				
		96052	9/28/19	969.08	5425-00	(25) ton A-Base, (25) ton Fill Sand
113630	10/23/2019	NAPA AUTO PARTS				
		051680	10/15/19	43.78	5706-00	(2) Grease Gun
113633	10/23/2019	RYAN HERCO PRODUCTS CORP				
		9327703	9/27/19	730.22	5375-00	(1) Echopod Ultrasonic Level Meter - PDF
113637	10/23/2019	STEP SAVER INC				
		349326	10/16/19	414.28	5330-00	(2815) lbs. Certified Coarse Salt - Newhall
		349325	10/16/19	169.20	5330-00	(1155) lbs. Certified Coarse Salt - Castaic
		CA1366818	9/5/19	52.61	5330-00	(286) lbs. Certified Coarse Salt - Tesoro
OFFSUP		Office Supply Expense				
113540	10/4/2019	MCCALLA COMPANY				
		268932	9/9/19	399.80	7115-00	Office Supplies
113549	10/10/2019	AMERICAN EXPRESS				
		9/28/19	9/28/19	90.25	7115-00	Sage License & Support, Office Supplies & Web Services 9/19
113573	10/10/2019	SMART & FINAL				
		9/30/19	10/1/19	240.97	7115-00	Office Supplies 9/19 300-1078
113581	10/18/2019	CANON SOLUTIONS AMERICA INC				
		146594303	9/21/19	53.66	7115-00	(1) cs. Copy Paper
113594	10/18/2019	ONTRAC				
		8986299	9/30/19	205.57	7115-00	Shipping Charges 9/19
113636	10/23/2019	STAPLES CREDIT PLAN				
		9/30/19	9/30/19	542.67	7115-00	Office Supplies 9/19
OTHER		Other Expenses				
113600	10/18/2019	SCV WATER				
		SEPTEMBER 2019	9/30/19	724.00	7120-00	Expense Allocation 9/19
		SEPTEMBER 2019	9/30/19	100.00	7120-00	Expense Allocation 9/19
		SEPTEMBER 2019	9/30/19	893.00	7120-00	Expense Allocation 9/19
113626	10/23/2019	LA COUNTY TAX COLLECTOR				
		2866-006-270-19	9/30/19	204.81	7191-00	Property Tax - Tesoro N4 FY19-20
PURWTR		Purchased Water				
113571	10/10/2019	SCV WATER				
		1900073	10/1/19	974.00	5315-00	Lab Fees 9/19
		100419B	10/4/19	15,400.56	5130-00	Purchased Water 9/19 - Saugus Well #1 & 2
		100419A	10/4/19	91,612.61	5130-00	Purchased Water 9/19
		100419	10/4/19	133,872.30	5130-00	Fixed Water Charge 9/19
SAFETY		Safety Expense				
113600	10/18/2019	SCV WATER				
		SEPTEMBER 2019	9/30/19	3,029.00	5735-00	Expense Allocation 9/19
UNIFOR		Uniforms				

**Santa Clarita Valley Water Agency
Newhall Division**

Check No.	Ck Date	Vendor Name /	Inv Date	Amount	GL Account	Description
113552	10/10/2019	CINTAS CORP #684				
		4027449786	8/7/19	1,810.20	5705-00	Uniform Rental Final Bill
		4027925086	8/14/19	6,490.95	5705-00	Uniform Rental Final Bill
		4028466720	8/21/19	1,178.55	5705-00	Uniform Rental Final Bill
		4028968085	8/28/19	5,329.04	5705-00	Uniform Rental Final Bill
113600	10/18/2019	SCV WATER				
		SEPTEMBER 2019	9/30/19	810.00	5705-00	Expense Allocation 9/19
UTILIT		Utilities				
113526	10/4/2019	AT&T				
		9/25/19	9/25/19	93.38	7215-00	Operations Facility 661 254-1841 9/19 Final Bill
113530	10/4/2019	CRESCENT VALLEY				
		9/13/19	9/27/19	22.12	5230-00	Electric Bill 8/13-9/13/19 - Newhall Tank #6
		9/13/19	9/27/19	22.12	5230-00	Electric Bill 8/13-9/13/19 - Newhall Tank #6
113531	10/4/2019	EDISON CO				
		9/21/19	8/30/19	36.08	5225-00	A/C #2-40-708-2270 8/19
		9/21/19	8/30/19	84,567.14	5230-00	A/C #2-40-708-2270 8/19
113544	10/4/2019	SPECTRUM BUSINESS				
		0023634092119	9/21/19	1,680.68	7215-00	Phone & Internet Servies 10/19
113578	10/18/2019	AROUND-THE-CLOCK CALL CENTER INC				
		191100314101	10/14/19	455.00	7215-00	Answering Service 9/23-10/14/19
113579	10/18/2019	AT&T-CALNET				
		000013732156	10/11/19	31.93	7215-00	Backup Lines 9391067940 10/19
113585	10/18/2019	DIRECTV				
		36778428183	10/8/19	76.49	7215-00	Satellite Service 10/7-11/6/19 - Office&Operations Facility
		36778428183	10/8/19	76.49	5755-00	Satellite Service 10/7-11/6/19 - Office&Operations Facility
		36779748608	10/8/19	24.99	7215-00	Satellite Service 10/7-11/6/19 - Lobby
113586	10/18/2019	EDISON CO				
		10/8/19	10/8/19	3,608.98	7215-00	A/C #2-40-708-2270 9/19
113608	10/18/2019	YP				
		10/1/19	10/1/19	21.00	7215-00	Directory Advertising 10/19
113614	10/23/2019	AT&T-CALNET				
		000013732158	10/11/19	87.92	7215-00	Backup Analog 9391067943 9/19
		000013732155	10/11/19	163.93	7215-00	Operations Facility 9391067932 9/19
		000013732157	10/11/19	48.14	7215-00	Elevator Emergency 9391067942 9/19
113618	10/23/2019	EDISON CO				
		10/19/19	10/19/19	806.18	5235-00	A/C #2-40-708-3344 9/19
		10/19/19	10/19/19	14,407.14	5230-00	A/C #2-40-708-3344 9/19
VEHICL		Vehicle Maintenance				
113600	10/18/2019	SCV WATER				
		SEPTEMBER 2019	9/30/19	6,309.00	5715-00	Expense Allocation 9/19
		SEPTEMBER 2019	9/30/19	28,258.00	5775-00	Expense Allocation 9/19
		Payments:		<u>897,475.44</u>		

**Santa Clarita Valley Water Agency
Newhall Division**

Totals by AP Distribution Code

Dist. Code		Total Amou
CIP	Construction in Progress	51,690.11
CONDEP	Construction Meter Deposit Refunds	8,400.00
CONSER	Conservation/BMP/MOU	876.00
CUSREF	Customer Refunds	1,212.72
DEVREF	Developer Refunds	4,361.60
DIREMP	Director/Employee Expense	1,355.70
DUES	Dues/Memberships/Certification	213.00
INSUR	Insurance	61,587.48
INV	Inventory	188,640.51
LEGAL	Professional Services - Legal	19,192.00
MAINT	Maintenance and Services	56,263.10
MATSUP	Material and Supply Expense	98,924.57
OFFSUP	Office Supply Expense	1,532.92
OTHER	Other Expenses	1,921.81
PURWTR	Purchased Water	241,859.47
SAFETY	Safety Expense	3,029.00
UNIFOR	Uniforms	15,618.74
UTILIT	Utilities	106,229.71
VEHICL	Vehicle Maintenance	34,567.00

SCV WATER

Santa Clarita Water Division

Check Register Report

From: October 1, 2019 to October 31, 2019

Vendor Name	Transaction Description	Transaction Amount
A T & T	OFFICE	\$209.82
	OFFICE	\$211.07
	OFFICE - MAIN LINE SEPTEMBER	\$112.09
	VALENCIA WATER DIVISION - SCADA LINE	\$224.93
	NEWHALL WATER DIVISION - SCADA LINE	\$224.93
	SANTA CLARITA WATER DIVISION - SCADA LINE	\$224.93
	VALENCIA WATER DIVISION - SCADA LINE	\$224.93
	NEWHALL WATER DIVISION - SCADA LINE	\$224.93
	SANTA CLARITA WATER DIVISION - SCADA LINE	\$224.93
	A T & T	
A V EQUIPMENT RENTAL INC	COUP 3/8" F X 3/8	\$37.23
	EQUIPMENT REPAIR	\$95.00
	HOSE FIRE 1 1/2" X 50	\$181.76
	JACKHAMMER	\$1,435.59
	MQ RAMMER SERVICE	\$508.37
	POST-HOLE DIGGER	\$97.46
	PROPANE	\$48.62
	PUMP 2" SUBPUMP	\$458.03
	FY19/20 TANK FACILITY IMPROVEMENTS OVERFLOW IMPROVEMENTS	\$300.90
	A V EQUIPMENT RENTAL INC	
ADAM PONTIOUS	BAGELS FOR PRODUCTION STAFF	\$27.50
ADAM PONTIOUS		\$27.50
AES WATER, INC.	FY19/20 TANK FACILITY IMPROVEMENTS EQ VALVES	\$53,764.10
AES WATER, INC.		\$53,764.10
AIS SPECIALTY PRODUCTS, INC.	AIS GRIME GOBBLER	\$572.94
AIS SPECIALTY PRODUCTS, INC.		\$572.94
AKEL ENGINEERING GROUP, INC.	FIRE FLOW ANALYSIS	\$417.25
AKEL ENGINEERING GROUP, INC.		\$417.25
ALTA FOOD CRAFT	WAREHOUSE KITCHEN SUPPLY	\$154.18
ALTA FOOD CRAFT		\$154.18
ANDEL ENGINEERING CO.	HART HIGH 8" AC REMOVAL	\$3,430.00
	PFAS EXPENSES	\$12,893.00
ANDEL ENGINEERING CO.		\$16,323.00
AQUA METRIC SALES CO.	1" I-PERL T/R METER	\$18,672.47
	2" OMNI T2 100 CU FT METER	\$6,694.83
	3" OMNI T2 MMP 100CFT	\$1,095.00
	3"&4" OMNI T2 MMP 100	\$13,140.00
	3/4" I-PERI TR/PL METERS	\$14,662.48
	4" OMNI T2 MMP 100CFT	\$1,095.00
	COMMAND LINK REPAIR	\$331.50
	TRIMBLE REPAIR	\$145.26
AQUA METRIC SALES CO.		\$55,836.54

SCV WATER

Santa Clarita Water Division

Check Register Report

From: October 1, 2019 to October 31, 2019

Vendor Name	Transaction Description	Transaction Amount
AQUA-FLO SUPPLY	1-1/4" BLADE PIPE CUT	\$44.38
	4" CHANNEL 45 E11	\$92.33
	DESIGN FOR TRACT 52455-16	\$195.14
AQUA-FLO SUPPLY		\$331.85
ARMORCAST PRODUCTS COMPANY	VARIOUS METER BOX & LIDS	\$11,120.03
ARMORCAST PRODUCTS COMPANY		\$11,120.03
AROUND THE CLOCK	OCTOBER SERVICE	\$1,007.52
AROUND THE CLOCK		\$1,007.52
ASCENSION RECOVERY MANAGEMENT, LLC	SEPTEMBER 2019	\$319.58
ASCENSION RECOVERY MANAGEMENT, LLC		\$319.58
AUTOMATED WATER TREATMENT	CALCIUM HYPOCHLORITE	\$3,302.00
	CALCIUM HYPOCHLORITE	\$3,302.00
	CALCIUM HYPOCHLORITE	\$3,302.00
AUTOMATED WATER TREATMENT		\$9,906.00
AUTONATION FORD VALENCIA	SEAT COVERS #18	\$164.25
AUTONATION FORD VALENCIA		\$164.25
B & B SURPLUS, INC.	FY19/20 TANK FACILITY IMPROVEMENTS OVERFLOW IMPROVEMENTS	\$3,664.19
B & B SURPLUS, INC.		\$3,664.19
BEST BEST & KRIEGER LLP	CELLULAR LICENSE AGREEMENTS	\$690.00
	WORK FOR NEWHALL WATER DIVISION	\$240.00
	PFAS EXPENSES	\$320.00
BEST BEST & KRIEGER LLP		\$1,250.00
BRINK'S INC.	OCTOBER SERVICE	\$604.14
	WORK FOR NEWHALL WATER DIVISION	\$604.14
BRINK'S INC.		\$1,208.28
BURRTEC WASTE INDUSTRIES	MONTHLY SERVICE CHARGE	\$90.90
BURRTEC WASTE INDUSTRIES		\$90.90
BUSH AND DAUGHTERS	STIHL SAW REPAIR	\$255.00
BUSH AND DAUGHTERS		\$255.00
CANNON	DESIGN & CONSTRUCT BENSION PUMP STATION/SKYLINE ROAD	\$3,448.75
	DESIGN & CONSTRUCT BENSION PUMP STATION/SKYLINE ROAD	\$999.38
	SKYLINE PUMP STATION - SKYLINE RANCH	\$3,716.25
	SKYLINE PUMP STATION - SKYLINE RANCH	\$5,710.00
	PUMP STATION 2 FOR SKYLINE - TRACT 60922	\$3,448.75
	PUMP STATION 2 FOR SKYLINE - TRACT 60922	\$999.37
CANNON		\$18,322.50
CANYON SPRINGS ENTERPRISES	WATER TANK DEMONSTRATION	\$29,000.00
CANYON SPRINGS ENTERPRISES		\$29,000.00
CHARLES P. CROWLEY COMPANY, INC.	FY 19/20 GENERAL TANK IMPROVEMENTS	\$11,118.64
CHARLES P. CROWLEY COMPANY, INC.		\$11,118.64

SCV WATER

Santa Clarita Water Division

Check Register Report

From: October 1, 2019 to October 31, 2019

Vendor Name	Transaction Description	Transaction Amount
CITY OF SANTA CLARITA	PERMIT	\$352.00
	PERMITS	\$348.00
	VALENCIA WATER DIVISION PERMIT	\$175.00
CITY OF SANTA CLARITA		\$875.00
CIVILTEC ENGINEERING INC.	INSTALL MAINS, SERVICES & HYDRANTS - TRACT 53074 NORTHEAST CORNER SOLEDAD & SAND CANYON	\$2,240.00
	VISTA CANYON RANCH - RECYCLED WATER	\$1,075.00
	TRACT 60299 - SKYLINE RANCH PARDEE	\$2,295.00
	TRACT 60299 - SKYLINE RANCH PARDEE	\$13,689.25
	TRACT 60299 - SKYLINE RANCH PARDEE	\$308.75
	TRACT 60299 - SKYLINE RANCH PARDEE	\$21,379.50
	16" MAIN ON SIERRA HWY (LINDA VISTA TO SKY RANCH)	\$2,856.25
	2 WATER TANKS FOR SKYLINE RANCH	\$22,673.00
	2 WATER TANKS FOR SKYLINE RANCH	\$18,253.75
	WORK FOR REGIONAL (IMPORT)	\$36.25
	INSTALL SERVICES AT 25425 ORCHARD VILLAGE ROAD	\$100.00
	VESTING TR 73858-LOT 2 SHAPESHELL PROPERTIES	\$8,162.50
	CIVILTEC ENGINEERING INC.	
CLEANTECH SERVICES	650 NORTH ROSE DRIVE	\$1,018.40
CLEANTECH SERVICES		\$1,018.40
COMM ENTERPRISES	QUARTER LEASE	\$1,032.75
COMM ENTERPRISES		\$1,032.75

SCV WATER

Santa Clarita Water Division

Check Register Report

From: October 1, 2019 to October 31, 2019

Vendor Name	Transaction Description	Transaction Amount
CORE & MAIN LP	1 1/2" FIP X PVC PJ COUP	\$888.37
	1 1/2" MIP X PVC PJ COUP	\$715.25
	1 1/2" PVC PJ COUP	\$1,036.86
	1 1/2" X 3/4" BRASS REDUCER	\$173.89
	1" APEX BLUE TUBING	\$666.86
	1" BALL ANGLE STOP X CTS	\$1,336.78
	1" BALL CORP STOP X CTS P	\$778.00
	1" CTS APEX TUBING INSERT	\$37.23
	1" FIP X CTS PJ COUP	\$251.19
	1" FIP X PVC PJ COUP	\$356.86
	1" INSTATITE IPS ANGLE ME	\$1,703.93
	1" IPS INSTATITE PIPE COU	\$1,118.65
	1" MEWTER CHECK VALVE W/M	\$450.48
	1" MIP X CTS PJ COUP	\$208.49
	1" MIP X INSTATITE IPS CO	\$929.66
	1" MIP X PVC PJ COUP	\$363.87
	1" PLASTIC TUBING, CLASS	\$183.96
	1" X 3/4" BRASS REDUCER	\$97.89
	1" X 3/4" CTS PJ COUP	\$249.00
	1" X 5/8" X 3/4" BALL ANG	\$836.69
	1" X 6" C.T.S, REPAIR CLA	\$178.70
	1" X 8" NIPPLES	\$200.43
	1/2" CRL REPAIR KIT #9170	\$485.90
	1/2" CRL REPAIR KIT #9170	\$485.91
	1/2" X 3 8" LET-LOK	\$170.16
	10"-12" BLUE BOLT KIT	\$374.49
	10"-12" BOLT KITS	\$180.34
	10" #20957457D REPAIR KIT	\$2,632.38
	10" FLG X HYMAX ADAPTER	\$3,165.08
	12" X 7 1/2" 2-PIECE FULL	\$170.07
	14" FLEX COUPLING	\$492.26
	14" HYMAX COUPLING	\$2,391.19
	14" SLIP ON FLANGES	\$691.61
	16" RING GASKET	\$358.72
	16" SLIP ON FLANGES	\$2,338.18
	16" WALL STL PIPE	\$1,883.40
	16OZ ULTRA SEAL TEF	\$103.59
	2 1/2" X 2" BRASS BUSHING	\$84.18
	2" 2-HOLE METER FLANGE	\$285.84
	2" BALL ANGLE METER STOP	\$961.38
	2" BALL ANGLE STOP X CTS	\$1,174.38
	2" CTS PJ COUP	\$1,107.37
	2" FIP X CTS PJ COUP	\$1,335.90
	2" FIP X PVC PJ COUP	\$1,194.10

SCV WATER

Santa Clarita Water Division

Check Register Report

From: October 1, 2019 to October 31, 2019

Vendor Name	Transaction Description	Transaction Amount
	2" MIP X CTS PJ COUP	(\$831.87)
	2" MIP X PVC PJ COUP	\$1,039.37
	2" PVC PJ COUP	\$1,568.48
	2" TRANTEX TAPE 100'	\$126.67
	2" X 1 1/2" BRASS REDUCER	\$105.34
	2" X 6" FLEX COUPLING	\$355.76
	3 BLIND FLY DI IMP	\$36.80
	3" MIP X 2 1/2"	\$872.68
	3" REPAIR KIT #9169812G	\$573.78
	3"BEARING RETAINER	\$1,252.77
	3/4" CTS PJ COUP	\$214.40
	3/4" FIP X CTS PJ COUP	\$185.06
	3/4" FIP X PVC PJ COUP	\$231.48
	3/4" INSTATITE BALL ANGLE	\$1,126.86
	3/4" INSTATITE BALL ANGLE	\$2,253.73
	3/4" IP BRASS BALL VALVE	\$963.27
	3/4" IPS, INSTATITE, PIPE	\$594.37
	3/4" MIP X CTS PJ COUP	\$175.97
	3/4" MIP X PVC PJ COUP	\$233.02
	3/4" PLASTIC TUBING, CLAS	\$367.93
	3/4" PVC PJ COUP	\$313.17
	3/4 X 1/8 RUBBER WASHER	\$98.56
	3/8 WALL TUBING	\$331.12
	3/8 X 58 ORFICE	\$928.56
	3/8" BALL VALVE	\$230.87
	3/8" C.R.D. S/S VALVE	\$4,796.10
	3/8" CRL 60 S/S # 7922302	\$5,961.18
	3/8"MULE NPT THREAD	\$552.43
	4 BLIND FLG DI IMP	\$45.30
	4" BLUE BOLT KIT	\$256.23
	4" C900 PIPE	\$107.75
	4" DIAPHRAM REPAIR KIT #9	\$521.40
	4" FLG CLA-VALVE	\$5,263.95
	4" FLG X HYMAX ADAPTOR	\$258.37
	4" HYMAX COUPLING	\$416.28
	4" RING GASKETS	\$44.35
	4" X 2" C900 SADDLE	\$320.70
	4FLGXFLG DI PIPE 1'	\$206.94
	6"- 8" FLANGE BOLT KITS	\$205.25
	6" C900 PIPE	\$106.43
	6" DIAPHRAM REPAIR KIT #9	\$731.85
	6" SDR-35 RISER PIPE	\$98.99
	6" X 12 1/2" W/2" TAP, C90	\$450.88
	6" X 12" 8-HOLE HYDRANT S	\$855.41

SCV WATER

Santa Clarita Water Division

Check Register Report

From: October 1, 2019 to October 31, 2019

Vendor Name	Transaction Description	Transaction Amount
	6" X 12" VALVE SLIP CAN	\$980.25
	6" X 18" VALVE SLIP CAN	\$385.88
	6" X 2" C900 SERVICE SADD	\$657.18
	6" X 4" X 2 1/2" HYD-FLGD	\$7,278.30
	6" X 4" X 2 1/2" HYD-FLGD	\$3,314.17
	6" X 8" 8-HOLE HYDRANT S	\$321.67
	6 X 4 STD WELD TEE	\$107.18
	7/8" HOLE SAW	\$207.35
	8 TYTON JT RUBBER	\$171.54
	8" #20957466E REPAIR KIT	\$1,988.52
	8" #7093802C DISC RETAINE	\$784.02
	8" DI RING	\$73.52
	8" REPAIR KIT #9817901D C	\$573.56
	8" REPAIR KIT #9817901D C	\$286.78
	8" REPAIR KIT #9817901D C	\$928.43
	8" X 12 1/2" W/2" TAP, C9	\$225.44
	8" X 2" BRONZE SADDLE	\$1,180.17
	8" X 6" FLG REDUCER	\$153.56
	CAM GROOVE 4" ADT	\$229.09
	CENTRAL PARK MATERIAL	\$3,860.57
	CRD KIT	\$408.98
	CRL/CRL-60 #9170041K	\$302.22
	CRL/CRL-60 #9170041K	\$201.48
	CVS1 SHUTTLE VALVE #9367E	\$250.54
	CWFIX 4" X 100'	\$885.84
	HART HS PO 3111	\$7,272.15
	HYD METER REG CF	\$361.29
	MARKING CHALK 1602	\$412.60
	VARIOUS PARTS	\$1,383.49
	C900 DR18 PVC PIPE	(\$2,078.97)
	MJ 45 C153 IMP	(\$379.09)
	MEGALUG, SEAL GASKET, AND BOLTS/NUTS	(\$561.60)
	REED SQUEEZE OFF TOOL	\$234.02
	WHL 85 SHUT OFF TOOL	\$801.00
CORE & MAIN LP		\$102,578.54
CORELECTRIC INC.	POWER RENO NEW MOD	\$29,444.00
CORELECTRIC INC.		\$29,444.00
CSI SERVICES, INC	HONBY NO. 1 TANK - EXTERIOR ROOF	\$15,887.00
CSI SERVICES, INC		\$15,887.00
DAN'S WELDING SERVICE	FY19/20 TANK FACILITY IMPROVEMENTS OVERFLOW IMPROVEMENTS	\$1,610.00
	FY19/20 TANK FACILITY IMPROVEMENTS OVERFLOW IMPROVEMENTS	\$3,565.00
DAN'S WELDING SERVICE		\$5,175.00

SCV WATER

Santa Clarita Water Division Check Register Report

From: October 1, 2019 to October 31, 2019

Vendor Name	Transaction Description	Transaction Amount
DATAVO	WAREHOUSE PHONE CHARGES	\$61.24
DATAVO		\$61.24
DELTA MOTOR CO. INC.	FY 19/20 GENERAL BOOSTER STATION AND TURNOUT IMPROVEMENTS	\$5,684.00
DELTA MOTOR CO. INC.		\$5,684.00
DESIGN SPACE MODULAR BUILDINGS	GOLDEN TRIANGLE MODULAR	\$3,592.84
	NEW MODULAR - TRAILER DELIVERY & SET-UP/FEES	\$24,166.74
DESIGN SPACE MODULAR BUILDINGS		\$27,759.58
DETROIT INDUSTRIAL TOOL	DIA BLD 14 X 0.125	\$1,338.31
DETROIT INDUSTRIAL TOOL		\$1,338.31
DICKINSON ENTERPRISE, INC.	SERVICE UNIT 35 6/19	\$877.12
DICKINSON ENTERPRISE, INC.		\$877.12
EDUCATION & TRAINING SVCS, LLC	LEADERSHIP TRAINING	\$1,996.00
	VALENCIA WATER DIVISION - LEADERSHIP TRAINING	\$998.00
	NEWHALL WATER DIVISION - LEADERSHIP TRAINING	\$998.00
	REGIONAL - LEADERSHIP TRAINING	\$3,992.00
EDUCATION & TRAINING SVCS, LLC		\$7,984.00
ELLIS ENVIRONMENTAL MANAGEMENT, INC	INSPECT/ASSESSMENT AB	\$3,591.26
ELLIS ENVIRONMENTAL MANAGEMENT, INC		\$3,591.26
EUROFINS EATON ANALYTICAL, INC.	PFAS VWD WELLS - PFAS EXPENSES	\$4,800.00
EUROFINS EATON ANALYTICAL, INC.		\$4,800.00
EXCLUSIVE POWDER COATINGS, INC.	SANDBLAST AND POWDER COATING	\$545.00
EXCLUSIVE POWDER COATINGS, INC.		\$545.00
FERGUSON ENTERPRISES LLC #1350	3/4 BRS 600#	\$25.31
	VALENCIA WATER DIVISION MATERIALS	\$25.31
	NEWHALL WATER DIVISION MATERIALS	\$25.30
FERGUSON ENTERPRISES LLC #1350		\$75.92
FUGRO USA LAND, INC.	RECYCLED WATER PIPELINE	\$5,840.00
FUGRO USA LAND, INC.		\$5,840.00
GEOSOILS CONSULTANTS, INC	FY 19/20 PIPELINE REPLACEMENTS WEST NEWHALL ALLEY	\$1,912.00
	FY 19/20 PIPELINE REPLACEMENTS WEST NEWHALL ALLEY	\$478.00
GEOSOILS CONSULTANTS, INC		\$2,390.00
GPM	850 LAWRENCE DRIVE	\$1,007.72
GPM		\$1,007.72

SCV WATER

Santa Clarita Water Division

Check Register Report

From: October 1, 2019 to October 31, 2019

Vendor Name	Transaction Description	Transaction Amount
GRAINGER	3/8" THREADED FIBER	\$13.30
	BATTERY 60V PK2	\$276.97
	HEX BUSHING 1 X 3/4	\$86.51
	HOSE REEL BUMPER	\$16.61
	REPLACE SCREEN 3/8 INCHES	\$3.82
	SAFETY CAN 5 GALLON	\$289.08
	TEE 1/2 INCH THREADED	\$126.67
	WATER TANK 119 GALLON	\$1,100.79
	Y STRAINER 316 SS	\$1,333.79
	Y STRAINER SS 3/8"	\$13.26
GRAINGER		\$3,260.80
GREEN LANDSCAPE NURSERY	MARATHON 5 SQUARE FEET	\$28.75
GREEN LANDSCAPE NURSERY		\$28.75
HOME DEPOT CREDIT SERVICES	1 3/4" CLAMP	\$22.49
	1 IN LF25AUB	\$0.00
	1"LF PRV 25 AUB	\$293.30
	1/2 RED BRASS TEE	\$402.91
	12-2 NM W/G 50FT	\$47.16
	16OZ PVC CEMENT	\$115.43
	2" WHITEBRUSH	\$12.92
	3" ABS TEST/C.O.	\$391.30
	3" X 2" COUPLING	\$15.28
	3/4 EMT 90 DEG ELBW	\$104.76
	33 GAL BAG BOX	\$120.58
	4 SQ BOX 2 1/8 DP	\$4.82
	4" ABS EL 60 DEG	\$123.70
	6 X 6 X 4 COVER BOX	\$48.84
	ABS BUSHINGS	(\$147.33)
	ABS FITTINGS	\$220.06
	BATTERY 12V7	\$153.13
	COMMERCE DRIVE CLOSER	\$218.34
	CONCRETE MIX	\$785.66
	DW 20V BATTERY PACK	\$463.22
	DW 20V IMP WRENCH	\$555.17
	FURNITURE MOVERS	\$10.93
	GE WHOLE HOUSE FILTER	\$55.05
	HAMMER DRILL KIT	\$468.66
	METAL BOX	(\$14.93)
	VALENCIA WATER DIVISION PARTS - HEX BSHING	\$635.07
	SURGE PROTECT 6 FEET	\$60.16
WHITE CROWN LOUVER	\$46.66	
HOME DEPOT CREDIT SERVICES		\$5,213.34

SCV WATER

Santa Clarita Water Division

Check Register Report

From: October 1, 2019 to October 31, 2019

Vendor Name	Transaction Description	Transaction Amount
INFOSEND, INC.	ADDITIONAL SALES TAX	(\$22.38)
	SEPTEMBER BILLING	\$3,445.46
	SEPTEMBER E-BILLING	\$549.79
	SEPTEMBER POSTAGE	\$10,676.56
INFOSEND, INC.		\$14,649.43
IRON MOUNTAIN	SHREDDING & STORAGE	\$1,369.15
IRON MOUNTAIN		\$1,369.15
ISCO MACHINERY, INC.	LOADER RENTAL	\$1,991.75
ISCO MACHINERY, INC.		\$1,991.75
J. P. ARMAN CO.	CONCRETE SKY BLUE MESA	\$1,524.00
J. P. ARMAN CO.		\$1,524.00
JODIE JONES	19018 MARTINO COURT	\$109.66
JODIE JONES		\$109.66
JOHN MURRAY PLUMBING	21110 GOLDEN TRIANGLE SERVICE REPAIR	\$883.00
	28361 CONTESSA REPAIR	\$177.00
JOHN MURRAY PLUMBING		\$1,060.00
JOHNNY'S AUTO PARTS	BOOSTER CABLES	\$18.35
JOHNNY'S AUTO PARTS		\$18.35
JUDY & MIRON KALEBJIAN	24741 HACIENDA LANE	\$28.69
JUDY & MIRON KALEBJIAN		\$28.69
KENNEDY/JENKS CONSULTANTS	INTALL SERVICE FOR GOLDEN VALLEY ROAD SHERIFF STATION	\$922.50
	RECYCLED WATER PIPELINE	\$11,131.90
	KENNEDY JENKS - ON CALL PSA	\$1,430.84
	2 WATER TANKS FOR SKYLINE RANCH	\$5,330.00
	PFAS EXPENSES	\$33,498.40
KENNEDY/JENKS CONSULTANTS		\$52,313.64
KIMBALL MIDWEST	1 1/2 X 25 YARD SCREEN	\$205.45
	CITRI-BLAST SOLVENT	\$393.98
	CLEAR ZERO MASS	\$509.70
	ULTRA-CUT COMPOUND	\$275.47
KIMBALL MIDWEST		\$1,384.60
LA COUNTY AUDITOR CONTROLLER	2020 BRIDGE RENTAL	\$2,690.00
LA COUNTY AUDITOR CONTROLLER		\$2,690.00
LENNAR HOMES	515 MARIN STREET	\$717.37
LENNAR HOMES		\$717.37
LENNAR HOMES, INC	515 MARIN STREET	\$715.42
LENNAR HOMES, INC		\$715.42
LESLIE'S POOL SUPPLIES, INC.	CHLORINE 2X1	\$11.38
LESLIE'S POOL SUPPLIES, INC.		\$11.38
LINDA HAGEN	17955 LOST CANYON ROAD	\$56.20
LINDA HAGEN		\$56.20

SCV WATER

Santa Clarita Water Division

Check Register Report

From: October 1, 2019 to October 31, 2019

Vendor Name	Transaction Description	Transaction Amount
LINO'S TRUCKING	FY 19/20 PIPELINE REPLACEMENTS WEST NEWHALL ALLEY	\$2,400.00
LINO'S TRUCKING		\$2,400.00
MARI-CO MAIL SERVICE	SEPTEMBER SERVICE	\$300.00
MARI-CO MAIL SERVICE		\$300.00
MESA ENGINEERING	INTALL SERVICE FOR GOLDEN VALLEY ROAD SHERIFF STATION	\$280,199.11
	INTALL SERVICE FOR GOLDEN VALLEY ROAD SHERIFF STATION	(\$9,824.10)
MESA ENGINEERING		\$270,375.01
NAPA AUTO & TRUCK PARTS	PIPE TAP	\$55.74
NAPA AUTO & TRUCK PARTS		\$55.74
NEWHALL PAINT	SEMI-GLOSS DEEPBAS	\$70.63
NEWHALL PAINT		\$70.63
NEWHALL WATER DIVISION-SCVWA	AMAZON TOOLS CUSTOMER SERVICE	\$493.66
	CIRCLE J HYDRO PARTS	\$155.79
	HACH WATER QUALITY	\$2,643.80
	NWD LABOR AUGUST 2019	\$2,997.22
	NWD LABOR OVERTIME AUGUST 2019	\$377.35
	NWD MATERIALS AND EQUIPMENT	\$5,854.32
	SAGE ANNUAL LICENSE	\$1,661.37
	SEPTEMBER EQUIPMENT	\$560.00
	SEPTEMBER LABOR	\$8,090.50
NEWHALL WATER DIVISION-SCVWA		\$22,834.01
OFFICE DEPOT, INC.	ADMINISTRATIVE OFFICE SUPPLIES	\$397.62
	ESS OFFICE SUPPLIES	\$551.49
	ESS OFFICE SUPPLIES	\$228.25
OFFICE DEPOT, INC.		\$1,177.36
OLYMPUS AND ASSOCIATES, INC	HONBY NO. 1 TANK - EXTERIOR ROOF	\$133,154.40
	HONBY NO. 1 TANK - EXTERIOR ROOF RETENTION	(\$6,657.72)
OLYMPUS AND ASSOCIATES, INC		\$126,496.68
PATRICIA MC CLURE	BACKFLOW DATA NS	\$600.00
PATRICIA MC CLURE		\$600.00
PAYMENTUS GROUP INC.	SEPTEMBER 2019 SERVICE CHARGE	\$14,236.70
PAYMENTUS GROUP INC.		\$14,236.70
PEST OPTIONS INC.	VEGETATION CONTROL OCTOBER	\$2,226.36
PEST OPTIONS INC.		\$2,226.36
PHYL-MAR ELECTRICAL SUPPLY	2 IN GALV CPLG	\$70.01
	BRD GPO 430-SLT	\$87.05
	FY19/20 TANK FACILITY IMPROVEMENTS EQ VALVES	\$239.46
PHYL-MAR ELECTRICAL SUPPLY		\$396.52

SCV WATER

Santa Clarita Water Division

Check Register Report

From: October 1, 2019 to October 31, 2019

Vendor Name	Transaction Description	Transaction Amount
PRAXAIR DISTRIBUTION, INC	CARBON DIOXIDE	\$221.24
	PROPANE	\$66.82
	SAW BLADE STEEL '14	\$127.02
PRAXAIR DISTRIBUTION, INC		\$415.08
PUMP DESIGN & SUPPLY CO.	FY 19/20 GENERAL BOOSTER STATION AND TURNOUT IMPROVEMENTS	\$15,011.47
PUMP DESIGN & SUPPLY CO.		\$15,011.47
QUILL CORPORATION	ESS OFFICE SUPPLIES	\$1,239.83
QUILL CORPORATION		\$1,239.83
RICK FRANKLIN CONSTRUCTION, INC	27962 OREGANO ASPHALT	\$2,937.00
	28217 SERRA REPAIR	\$5,949.00
	ASPHALT 15859 MANDALA	\$1,488.00
	ASPHALT 18009 RIVER	\$1,650.00
	ASPHALT REPAIR GUILFORD	\$4,993.00
	ASPHALT REPAIRS CC	\$9,966.00
	ASPHALT REPAIR 18730 SOL	\$9,253.00
	ASPHALT REPAIR 2010 DLTE	\$8,410.00
	ASPHALT REPAIR BEACH GROVE	\$8,389.00
	FIVE KNOLLS/GOLDEN VALLEY	\$6,469.00
	FY 19/20 TANK FACILITY IMPROVEMENT ASPHALT	\$14,742.00
RICK FRANKLIN CONSTRUCTION, INC		\$74,246.00
RMG COMMUNICATIONS	PFAS EXPENSES	\$3,450.00
RMG COMMUNICATIONS		\$3,450.00
ROSALVA GONZALEZ DE COYT	CATERING	\$675.00
ROSALVA GONZALEZ DE COYT		\$675.00
ROYAL INDUSTRIAL SOLUTIONS	1/2 UA 100FT BLK COND	\$141.78
	200FT COND FISH TAPE	\$355.88
	ENHANCED POWERFLEX HIM	\$628.75
	METER HANGING KIT	\$79.09
	PROCESS METER	\$1,227.12
	VALENCIA WATER DIVISION PARTS	\$452.60
	NEWHALL WATER DIVISION PARTS	\$452.60
	FY 19/20 SCADA	\$452.60
ROYAL INDUSTRIAL SOLUTIONS		\$3,790.42
SAGE STAFFING	EVANS 10/14	\$1,219.75
	EVANS 10/21	\$1,533.40
	EVANS 10/7	\$1,533.40
	EVANS 9/23	\$1,873.22
	EVANS 9/30	\$1,489.86
	ROMERO 10/7	\$2,068.44
	ROMERO 8/19	\$1,692.36
	ROMERO 9/23	\$1,645.35
ROMERO 9/30	\$1,692.36	
SAGE STAFFING		\$14,748.14

SCV WATER

Santa Clarita Water Division

Check Register Report

From: October 1, 2019 to October 31, 2019

Vendor Name	Transaction Description	Transaction Amount
SANTA CLARITA VALLEY WATER AGENCY	9/19 ALLOCATION BUILDING & GROUNDS	\$1,728.00
	9/19 ALLOCATION DUES AND MEMBERSHIPS	\$246.00
	9/19 ALLOCATION FUEL	\$13,003.00
	9/19 ALLOCATION INTERNAL RELATIONS	\$1,386.00
	9/19 ALLOCATION LEGAL	\$42,769.00
	9/19 ALLOCATION LIABILITY INSURANCE	\$183.00
	9/19 ALLOCATION OFFICE EQUIPMENT	\$1,201.00
	9/19 ALLOCATION PUBLIC RELATIONS	\$2,261.00
	9/19 ALLOCATION RECRUITMENT	\$100.00
	9/19 ALLOCATION SAFETY	\$5,947.00
	9/19 ALLOCATION TECH SERVICES	\$5,285.00
	9/19 ALLOCATION UNIFORM AND APPAREL	\$1,590.00
	9/19 ALLOCATION VEHICLE MAINTENANCE	\$18,599.00
	9/19 ALLOCATION WATER USE & EFFICIENCY	\$2,561.00
	SEPTEMBER FIXED	\$650,408.39
	SEPTEMBER SAUGUS	\$42,000.00
	SEPTEMBER LAB	\$2,166.00
SEPTEMBER VARIABLE	\$509,518.41	
SANTA CLARITA VALLEY WATER AGENCY		\$1,300,951.80
SCVWA NEWHALL WATER DIVISION	23780 NORTH PINE STREET CREDIT REFUND	\$312.98
SCVWA NEWHALL WATER DIVISION		\$312.98
SCVWA VALENCIA WATER DIVISION	24631 ROCKEFELLER AVENUE CREDIT REFUND	\$2,675.63
SCVWA VALENCIA WATER DIVISION		\$2,675.63
SEAN WIGGINS	6131 GOODLAND AVENUE REFUND	\$118.95
SEAN WIGGINS		\$118.95
SKAUG TRUCK BODY	OVERHEAD RACK	\$2,035.00
SKAUG TRUCK BODY		\$2,035.00
SO. CALIFORNIA EDISON CO.	ELECTRICITY FOR WELLS	\$118,470.82
	ELECTRICITY FOR WELLS	\$56,936.22
	OCTOBER 2019	\$11.93
	OFFICE OCTOBER 2019	\$3,595.18
	WAREHOUSE OCTOBER 2019	\$1,567.98
SO. CALIFORNIA EDISON CO.		\$180,582.13
STAATS CONSTRUCTION INC.	1" SERVICE REPAIR CONTESS	\$8,721.00
	EMERGENCY SERVICE REPAIR	\$18,697.00
	INSTALL MAINS, SERVICES & HYDRANTS - TRACT 46018-08 PLUM CANYON ROAD (OLD #S11605)	\$2,695.00
	MAINS, SERVICES & HYDRANTS TRACT 46018-11 FOR TOLL BROS PLUM CANYON	\$425.00
	INSTALL 10" FIRE SERVICE @ 29040 AVENUE VALLEY VIEW	\$2,193.10
STAATS CONSTRUCTION INC.		\$32,731.10
STAPLES ADVANTAGE	ENGINEERING OFFICE SUPPLIES	\$273.74
STAPLES ADVANTAGE		\$273.74

SCV WATER

Santa Clarita Water Division

Check Register Report

From: October 1, 2019 to October 31, 2019

Vendor Name	Transaction Description	Transaction Amount
SUMMIT POINTE OWNERS ASSOCIATION	HOA FEE LOT 10 Q4	\$2,776.08
	HOA FEE LOT 7 Q4	\$1,806.30
	HOA FEE LOT 8 Q4	\$1,504.80
	HOA FEE LOT 9 Q4	\$2,642.15
SUMMIT POINTE OWNERS ASSOCIATION		\$8,729.33
SWRCB-DWOCP	STEVESON D3 AP	\$90.00
SWRCB-DWOCP		\$90.00
TAMMY MORTS	23504 CAMPARA DRIVE REFUND	\$10.00
TAMMY MORTS		\$10.00
TPX COMMUNICATIONS	OFFICE SEPTEMBER	\$911.42
TPX COMMUNICATIONS		\$911.42
TRAFFIC MANAGEMENT, INC.	WIDE BODY CONE 28"	\$503.70
TRAFFIC MANAGEMENT, INC.		\$503.70
TRENCH SHORING COMPANY	TRENCH PISTON PACKING	\$351.30
TRENCH SHORING COMPANY		\$351.30
TROPICAL WEST DESIGNS	OCTOBER SERVICE	\$137.50
TROPICAL WEST DESIGNS		\$137.50
UGENE PARK	5 CHUCKWAGON ROAD REFUND	\$6.82
UGENE PARK		\$6.82
UNDERGROUND SERVICE ALERT/SC	AUGUST FEE	\$139.57
	AUGUST SERVICE	\$320.20
	SEPTEMBER SERVICE	\$282.25
	SEPTEMBER 2019	\$139.57
UNDERGROUND SERVICE ALERT/SC		\$881.59
USABBLUEBOOK	FLEX PACKING HOOK	\$115.85
	MAGNET PIPE LOCATOR	\$190.17
USABBLUEBOOK		\$306.02
VALENCIA BUILDING MATERIALS CO INC	FY 19/20 PIPELINE REPLACEMENTS WEST NEWHALL ALLEY	\$82.65
VALENCIA BUILDING MATERIALS CO INC		\$82.65
VALENCIA WATER DIVISION-SCVWA	MATERIALS & SUPPLIES	\$590.05
VALENCIA WATER DIVISION-SCVWA		\$590.05
WASTE MANAGEMENT-BLUE BARREL	SEPTEMBER SERVICE	\$1,149.54
WASTE MANAGEMENT-BLUE BARREL		\$1,149.54
WATER QUALITY & TREATMENT SOLUTIONS	PFAS EXPENSES	\$36,505.00
	PFAS EXPENSES	\$91,622.52
WATER QUALITY & TREATMENT SOLUTIONS		\$128,127.52
WELLS FARGO	VENDING MACHINE/CONFERENCE ROOM	\$4,579.16
WELLS FARGO		\$4,579.16
WOLF'S TOWING AND AUTO REPAIR	MOVE VEHICLE	\$75.00
WOLF'S TOWING AND AUTO REPAIR		\$75.00
WOODARD & CURRAN INC	INTALL SERVICE FOR GOLDEN VALLEY ROAD SHERIFF STATION	\$37,519.63
WOODARD & CURRAN INC		\$37,519.63

SCV WATER

Santa Clarita Water Division

Check Register Report

From: October 1, 2019 to October 31, 2019

Vendor Name	Transaction Description	Transaction Amount
XTREME TRANSPORT, INC.	DEBRIS REMOVAL/DUMP FEES	\$1,850.00
	DEBRIS REMOVAL/DUMP FEES	\$4,660.23
	DEBRIS REMOVAL/DUMP FEES	\$27,000.00
	LANDFILL/ASPHALT	\$6,496.17
XTREME TRANSPORT, INC.		\$40,006.40
Summary		\$2,918,224.04

SCV Water
Valencia Water Division
Check Register Report
October 31, 2019

Vendor Name	Description	Total
ACC BUSINESS	Internet Circuit	1,576.44
ACC BUSINESS		1,576.44
ACCO ENGINEERED SYSTEMS, INC	A/C Troubleshoot	865.04
ACCO ENGINEERED SYSTEMS, INC		865.04
AHERN RENTALS, INC	(1) Forklift Telescoping	4,739.21
	Tri Points Flushing	1,438.24
AHERN RENTALS, INC		6,177.45
AIRGAS USA, LLC	W-9 Softening	1,362.88
AIRGAS USA, LLC		1,362.88
AKEL ENGINEERING GROUP, INC.	Supply Capacity Evaluation	684.00
AKEL ENGINEERING GROUP, INC.		684.00
ALLERCLEAN PEST CONTROL SERVICES	Monitoring & Billing 9/21	187.00
ALLERCLEAN PEST CONTROL SERVICES		187.00
AMAZON CAPITAL SERVICES, INC.	(1) Portable Heater	42.71
AMAZON CAPITAL SERVICES, INC.		42.71
AMERICAN BUSINESS MACHINES	Regional/Base Charge Cannon	390.83
	Darts, Toners, Drums	596.88
AMERICAN BUSINESS MACHINES		987.71
ANDERSON, JENNY	Water 120 - Water Systems Tech	178.00
ANDERSON, JENNY		178.00
AQUA-FLO SUPPLY INC	1" Pvc Coupling	16.68
	(1) 3/4" Pvc Nipple	2.62
	(1) 1" Pvc 90 Ell	8.11
	(5) 1/2" Spears PVC	76.96
AQUA-FLO SUPPLY INC		104.37
ARC IMAGING RESOURCES-CALIFORNIA	Office Ink	334.12
ARC IMAGING RESOURCES-CALIFORNIA		334.12
AROUND THE CLOCK CALL CENTER	Answering Service	1,702.69
AROUND THE CLOCK CALL CENTER		1,702.69
AT&T	Long Distance Service	29.18
AT&T		29.18
BACKFLOW PREV DEV TESTER	2" Repair	115.00
BACKFLOW PREV DEV TESTER		115.00
BAY ALARM COMPANY	Service Fee 10/1/19-1/1/19	420.00
	Sprinkler Inspection Services	390.00
BAY ALARM COMPANY		810.00

SCV Water
Valencia Water Division
Check Register Report
October 31, 2019

Vendor Name	Description	Total
BEST BUY BUSINESS ADVANTAGE	Adapters for Pine St	71.13
	Mini Fridge	142.34
	AV Input for Laptop	75.56
	General IT Supplies	304.32
	(1) HDMI Cable	65.69
BEST BUY BUSINESS ADVANTAGE		659.04
CDW DIRECT, LLC	(4) Hp Display Monitors	1,278.56
	Printer & Speakers Pete Z.	521.51
	Power Adapter David S.	178.74
	(20) Ethernet Cables	155.53
	General Supplies	18.06
	(2) Wireless Mouse	211.23
	(2) Printers Amy & Elizabeth	958.35
	(4) Computer Speakers	234.50
	(6) Ipad Pro	7,260.83
CDW DIRECT, LLC		10,817.31
CLEAN RITE MOBILE DETAILING	Car Wash V75, 82, 83	120.00
CLEAN RITE MOBILE DETAILING		120.00
CLEAN TOUCH JANITORIAL, INC.	Janitorial Services 9/19	1,675.00
CLEAN TOUCH JANITORIAL, INC.		1,675.00
COLUMBUS US, INC.	GP Support Svc, September	146.25
COLUMBUS US, INC.		146.25

SCV Water
Valencia Water Division
Check Register Report
October 31, 2019

Vendor Name	Description	Total
CORE & MAIN LP	(1) Hydrant Meter	758.11
	(10) Repair Kit	1,993.99
	General Inventory	1,469.70
	(50) 3/8" Ball Valve	1,923.91
	(48) 5 Gallon Drum Calcium	7,874.90
	(10) Meter Flange	970.24
	(6) Air Vac Canister	3,489.39
	Meter Test	211.77
	(6) Washer Epoxy	1,252.34
	(6) Repair Kit	1,372.38
	(28) Meter Box	1,484.33
	(2) 6x6 Riser	176.61
	(5) CLR 1/2"	10,752.90
	(21) Octave Cable	8,993.80
	(2) Hydrant Meter	1,516.23
	Cla-Val Maint/Upgrade	7,070.04
	(144) Drytec Chlorine 5lb	2,978.57
(4) Watt Ang Pattern Kit	1,721.03	
CORE & MAIN LP		56,010.24
COSTA PARTNERS, LLC	Dynamics GP Consulting	1,110.00
COSTA PARTNERS, LLC		1,110.00
DAN'S WELDING SERVICE	(4) Replace Hinges Westridge	460.00
DAN'S WELDING SERVICE		460.00
DATALINK NETWORKS INC.	Datto B/U @ Recovery Svc Oct	968.66
DATALINK NETWORKS INC.		968.66
DATAPROSE, LLC	HC Letters	282.92
	Customer Billing, September	11,957.42
DATAPROSE, LLC		12,240.34
DICKENS, MATTHEW	California Data Collaborative	582.96
DICKENS, MATTHEW		582.96
DIRECTV, INC.	Services 9/16/19-10/15/19	102.23
DIRECTV, INC.		102.23
EBIX, INC.	Base Fee Sep, CPI Adj	468.67
EBIX, INC.		468.67
EMPIRE CLEANING SUPPLY	Janitorial Supply	626.48
EMPIRE CLEANING SUPPLY		626.48
ENDRESS+HAUSER, INC.	(8) Maintenance Kit	2,276.44
	Chlorine System	6,236.05
ENDRESS+HAUSER, INC.		8,512.49

SCV Water
Valencia Water Division
Check Register Report
October 31, 2019

Vendor Name	Description	Total
EUROFINS EATON ANALYTICAL INC	Project Drinking	2,400.00
	Sample PFOA/PFOS	2,400.00
	Project Drinking PFOA-PFOS	4,800.00
EUROFINS EATON ANALYTICAL INC		9,600.00
FEDEX	Fedex Svc	52.84
FEDEX		52.84
FERGUSON WATERWORKS	(48) 5G Liq Solution	3,574.08
FERGUSON WATERWORKS		3,574.08
GAS COMPANY, THE	Services 8/16/19-9/17/19	295.03
GAS COMPANY, THE		295.03
GOLDAK INC.	Leak Detection Survey	450.00
GOLDAK INC.		450.00
GRAINGER	(5) Chemical Signs	77.94
GRAINGER		77.94
HARRINGTON INDUSTRIAL PLASTICS LLC	Tools For Well Maintenance	2,084.63
	(2) Hydra-Cell	4,257.61
	(1) Hydra-Cell Pump	2,014.66
HARRINGTON INDUSTRIAL PLASTICS LLC		8,356.90
HARRIS AMERICAN	File Folders	259.84
HARRIS AMERICAN		259.84
HOME DEPOT CREDIT SERVICES	Office Supplies	16.40
	Misc. Parts	49.14
	General Tools	3,446.75
	Tools for Wells	69.37
	General Tools & Supplies	812.21
	Tools for Boosters	124.37
	SCADA Tools	17.80
HOME DEPOT CREDIT SERVICES		4,536.04
IRON MOUNTAIN, INC.	Office Shred	110.00
IRON MOUNTAIN, INC.		110.00
J.P. ARMAN COMPANY, INC.	Concrete Patch 24215 Verdugo	2,960.00
J.P. ARMAN COMPANY, INC.		2,960.00
LANDCARE	Landscape Mgmt. Svc Oct	644.70
LANDCARE		644.70
MARICO MAIL SERVICE	Banking Inter-Ofc Svc Sep 19	675.00
MARICO MAIL SERVICE		675.00
MCMASTER-CARR COMPANY	(2) Filter Cartridges	1,866.44
MCMASTER-CARR COMPANY		1,866.44

SCV Water
Valencia Water Division
Check Register Report
October 31, 2019

Vendor Name	Description	Total
NATIONAL CORROSION	SCVWA Annual Survey 2019	2,660.00
NATIONAL CORROSION		2,660.00
NEWHALL WATER DIVISION	Sod for Service Leak	14.29
	Analyzer Filters	114.27
	Tools for Field Customer Service	493.66
	Meter Change Out July & Aug	3,919.70
	General Meter Replacements	55.00
	Conduit for Cla-Val	17.11
	N-7 Well Potholing	847.68
	General - Well Mtce	2,935.71
	Booster B-60 Cla-Val	376.32
	Water Quality Supplies	1,726.56
	Magic Mtn Tank Repairs	173.37
	I-5/Valen 14" Repair	984.44
	General - T&D Mains Mtce	1,457.43
	Service Repairs, July & Aug	9,502.14
	General - Service Mtce	6,226.77
	Melissa D. Roth IRA Aug	50.00
	Irrigation Repair 24215 Verdugo	165.00
	General - Hydrant Mtce	50.00
	SCADA Mtce, August	348.39
NEWHALL WATER DIVISION		29,457.84
PEST OPTIONS INC.	Weed & Vegetation Control	1,416.25
PEST OPTIONS INC.		1,416.25
PETERSON PRINTING	Water Disconnection Notice	1,940.89
PETERSON PRINTING		1,940.89
QUINN COMPANY	Remove & Install Radiator	4,786.60
QUINN COMPANY		4,786.60
RC BECKER & SON INC.	Water Mainbreak Bouquet	186,889.98
RC BECKER & SON INC.		186,889.98
REFUND CUSTOMER	Customer Refund 9/30/2019	4,175.30
REFUND CUSTOMER		4,175.30
RHINO MARKING & PROTECTION SYSTEMS	SCVWA Water Decal	314.44
RHINO MARKING & PROTECTION SYSTEMS		314.44
RICK FRANKLIN CONSTRUCTION	Asphalt Patches 28326 Labelia	3,222.00
	Asphalt Patches 25574 Palma	2,904.00
	Asphalt Patches 25502 Housman	3,951.00
	Asphalt Patches 24600 Del Monte	2,452.00
RICK FRANKLIN CONSTRUCTION		12,529.00

SCV Water
Valencia Water Division
Check Register Report
October 31, 2019

Vendor Name	Description	Total
ROYAL INDUSTRIAL SOLUTIONS	600V TD Fuse	1,493.85
	General Tools	2,808.46
	SCADA Tools	122.64
	(3) Time Delay Fuse	1,111.15
	(5) Bride Module	7,805.16
	(4) 600v TD Fuse	1,195.08
	(20) 25v Fuse	69.81
	(5) 1000v Fuse	207.56
	SMC Unites for Booster	15,850.37
	(1) 240v CB	58.74
	(1) 24" Bubble Level	102.38
	Seco West Tanks Tools	336.91
	Decoro Booster Tools	560.43
	(3) 600V TD Fuse	896.31
ROYAL INDUSTRIAL SOLUTIONS		32,618.85
RYAN HERCO PRODUCTS CORP	(1) Stenner Peris	1,025.03
RYAN HERCO PRODUCTS CORP		1,025.03
SAGE STAFFING	V. Leopold GIS Temp	3,156.53
	V. Leopold GIS Temp	1,752.52
SAGE STAFFING		4,909.05
SANTA CLARITA CONCESSIONS	Coffee Supplies	239.85
SANTA CLARITA CONCESSIONS		239.85

SCV Water
Valencia Water Division
Check Register Report
October 31, 2019

Vendor Name	Description	Total
SANTA CLARITA VALLEY WATER AGENCY	Water Softening Lab Fee, Aug	80.00
	Recycled Water, September	47,862.37
	Sep Allocation - Safety	4,825.00
	Sep Allocation - Fuel	1,840.00
	Sep Allocation - Vehicle Maint	4,415.00
	Sep Allocation - Uniforms	1,925.00
	Sep Allocation - Technology	5,841.00
	Sep Allocation - Liability	325.00
	Sep Allocation - Legal	36,999.00
	Sep Allocation - Public	2,261.00
	Sep Allocation - Internal	1,191.00
	Sep Allocation - Recruitment	194.00
	Sep Allocation - Dues & Member	66.00
	Sep Allocation - Water Use	2,424.00
	Sep Allocation - Building	1,586.00
	Sep Allocation - Office Equip	596.00
	Fixed Water Charge, Sep	474,570.71
	Variable Water, Sep	537,658.78
	Well 201 Lab Fee, September	1,400.00
	Lab Fee, September	2,333.00
SANTA CLARITA VALLEY WATER AGENCY		1,128,392.86
SKAGGS CONCRETE SAWING INC	Saw & Break Golden Crest	1,275.00
SKAGGS CONCRETE SAWING INC		1,275.00
SMART & FINAL	Vending Machine Supplies	639.41
	General Office Supplies	301.80
	(144) FS White Vinegar	286.60
SMART & FINAL		1,227.81
SOUTHERN CALIFORNIA EDISON CO	Purchased Power 9/19	231,251.37
	VWD Office 9/12/19-10/11/19	4,223.58
SOUTHERN CALIFORNIA EDISON CO		235,474.95
STAATS CONSTRUCTION INC.	Decoro & Blue Ridge	26,681.00
	27266 Ashfield Place	7,107.00
STAATS CONSTRUCTION INC.		33,788.00
STYLO GROUP L.L.P.	DS 542 RW Project - 6645	700.00
	DS 542 Potable Water	1,487.50
	Mission Village Tract 61105-1A	350.00
	Mission Village Tract 66105	30,837.50
	Mission Village Two 4MG Tanks	2,537.50
	Potable & Recycled Water	350.00
STYLO GROUP L.L.P.		36,262.50

SCV Water
Valencia Water Division
Check Register Report
October 31, 2019

Vendor Name	Description	Total
TECHNOFLO SYSTEMS	General Tools	547.54
	Test Repair 8" Meter	650.47
TECHNOFLO SYSTEMS		1,198.01
TOMICIC'S PRESSURE WASHING SERVICE	Sweeping Service 8/29/19	1,200.00
	Sweeping Service 8/28/19	585.00
TOMICIC'S PRESSURE WASHING SERVICE		1,785.00
TOYOTA-LIFT OF LOS ANGELES, INC.	Forklift Maintenance	132.05
TOYOTA-LIFT OF LOS ANGELES, INC.		132.05
TRAFFIC MANAGEMENT INC	Water Mainbreak Bouquet	12,381.00
TRAFFIC MANAGEMENT INC		12,381.00
TRC SOLUTIONS	Mission Village Tract 61105-01	963.00
	Mission Village Track 66105-01	963.00
TRC SOLUTIONS		1,926.00
UNDERGROUND SERVICE ALERT	CA Fee Regulator Costs	121.61
	Tix Charge, Database Maintenance	303.70
UNDERGROUND SERVICE ALERT		425.31
UNITED RECORDS MANAGEMENT, INC.	Scanning Svc, September	485.71
	Scanning Svc, September	162.99
	Scanning Svc, October	238.58
UNITED RECORDS MANAGEMENT, INC.		887.28
UNITED RENTALS (NORTH AMERICA), INC	W-9 Softening	735.84
UNITED RENTALS (NORTH AMERICA), INC		735.84
UNITY COURIER SERVICE, INC.	Exchange WF August	269.76
	Exchange WF September	274.71
UNITY COURIER SERVICE, INC.		544.47
VALENCIA BUILDING MATERIALS, INC.	90 Lbs. Concrete Bags	274.59
	(12) ton A-Base	662.47
	(12.5) ton Class (A) Base	662.47
VALENCIA BUILDING MATERIALS, INC.		1,599.53
Waste Management- Blue Barrel	10 Yd Roll Off Rental Sept	1,183.09
Waste Management- Blue Barrel		1,183.09
WELLS FARGO BANK, N.A.	Coffee Supplies	20.97
	Over Limit Fee Reversal	(39.00)
	Welcome Lunch for Marianne W.	81.45
	Harris Utilities Conference	264.96
WELLS FARGO BANK, N.A.		328.38
Grand Total		1,885,625.23

[This page intentionally left blank.]

Large Disbursement Check Registers

[This page intentionally left blank.]

SCVWA - Regional Division

Ten Largest Disbursements

From: Oct 1, 2019 to Oct 31, 2019

No.	Vendor Name	Check Number	Check Date	Description	Amount
1	DEPARTMENT OF WATER RESOURCES	40209	10/11/19	AUGUST DWR VARIABLE	994,836.00
2	DEPARTMENT OF WATER RESOURCES	40055	10/02/19	CO# 16023 OCTOBER 2019	719,950.00
DEPARTMENT OF WATER RESOURCES					1,714,786.00
	ACWA/JPIA	40263	10/17/19	SCVWA LIABILITY	537,239.00
3	ACWA/JPIA				537,239.00
	THE NEWHALL LAND AND FARMING CO.	40308	10/17/19	PROGRESS PAYMENT #5 RETENTION TRUST	-21,903.38
				PROGRESS PAYMENT #5 THRU 9/15/19	438,067.68
4	THE NEWHALL LAND AND FARMING CO.				416,164.30
	CALPERS	40348	10/24/19	OPEB CONTRIBUTIONS JULY-SEPTEMBER	387,534.45
5	CALPERS				387,534.45
	SCE EDISON	40175	10/04/19	SAND CANYON VOLTAGE MTR	11.23
				NEWHALL RANCH ROAD PM	12.01
				HONBY PIPE METER 8/28- 9/27/19	13.63
				V-8 MCBEAN PKWY	13.77
				BOUQUET PIPE METER 8/19-9/18	13.77
				LAKE HUGHES PIPE METER 8/28-9/27	14.01
				SUMMIT CIRCLE 8/23-9/24	16.92
				CAMP PLENTY TURNOUT	25.62
				SAND CANYON- 11TURNOUT 8/28-9/27	26.99
				SCR 8/28-9/27/19	181.08
				EARL SCHMIDT INTAKE PUMP SYSTEM SERVICE 8/28-9/27	282.51
				SUMMIT CIRCLE 8/22-9/23	1,004.60
				RECYCLED WATER METER 2/27-7/29	1,307.07
				EARL SCHMIDT FILTRATION PUMP PS 7/30- 9/27/19	16,369.43
				WELLS-S1 8/8-9/9/19	7,639.67
				N-2 TURNOUT 8/28-9/27	126.48
				WELLS-S2 8/28-9/27/19	10,600.16
				SAND CANYON PUMP STATION 8/28-9/27/19	100,302.79

SCVWA - Regional Division

Ten Largest Disbursements

From: Oct 1, 2019 to Oct 31, 2019

No.	Vendor Name	Check Number	Check Date	Description	Amount
				RIO VISTA INTAKE PUMP STATION SERVICE 8/28-9/26	108,599.62
				RECYCLED H2O RESERVOIR	30.05
				LOWER MESA PM 8/28-9/27	45.96
				SAND CANYON- 7 TURNOUT 8/13-9/12	48.99
				RIO VISTA WATER TREATMENT PLANT GATE 7/30-8/28	100.78
6	SCE EDISON				246,787.14
	THE NEWHALL LAND AND FARMING CO.	40307	10/17/19	PP#4 RETENTION TRUST	-11,070.46
				PP#4 THRU 8/31/19	221,409.24
7	THE NEWHALL LAND AND FARMING CO.				210,338.78
	NOSSAMAN	40309	10/17/19	PERCHLORATE AUGUST 2019- DUE SCWD	39,208.24
				PERCHLORATE AUGUST 2019- DUE VWC	39,208.24
				PERCHLORATE AUGUST 2019- DUE NWD	39,908.24
				PERCHLORATE AUGUST 2019- REGIONAL	39,908.26
8	NOSSAMAN				158,232.98
	KENNEDY/JENKS	40397	10/24/19	ON-CALL ENGINEERING AND/OR CONSTRUCTION MANAGEMENT AND INSPECTION SERVICES	22,959.46
				ON-CALL ENGINEERING AND/OR CONSTRUCTION MANAGEMENT AND INSPECTION SERVICES	70,338.52
9	KENNEDY/JENKS				93,297.98
	GOLDMAN SACHS RENEWABLE POWER OPER	40437	10/24/19	SEPTEMBER 2019 SERVICE-SCWD	43,760.78
				SEPTEMBER 2019 SERVICE-REGIONAL	43,760.79
10	GOLDMAN SACHS RENEWABLE POWER OPER				87,521.57
	Summary				3,851,902.20

Largest Ten Vendor Payments as compared to Total	74%
---	------------

Summary-All Checks Issued During October 2019	5,178,497.28
--	---------------------

SCV Water-Newhall Water Division

Ten Largest Disbursements
October 1, 2019 to October 31, 2019

Vendor Name	Check Number	Check Date	Description	Amount
SCV WATER	113571	10/10/2019	PURCHASED WATER 9/19	91,612.61
			PURCHASED WATER 9/19 - SAUGUS WELL # 1 & 2	15,400.56
			FIXED WATER CHARGES 9/19	133,872.30
			LAB FEES 9/19	974.00
1 SCV WATER				241,859.47
FAMCON PIPE AND SUPPLY INC	113532	10/04/2019	(35) 30" TYTON JOINT GASKETS	7,243.43
			(240') 30" TJ PIPE	40,208.40
			(241') 30" TJ PIPE	40,375.94
			(10) 2" ANGLE STOP	3,427.35
			(6) 6-HOLE DIP HYDRANT, (6) 2" ELBOW COMP	11,024.46
			(6) 2" BALL VALVE FIPXIFIP	1,557.09
2 FAMCON PIPE AND SUPPLY INC				103,836.67
EDISON CO	113531	10/04/2019	A/C # 2-40-708-2270 8/19	84,603.22
3 EDISON CO				84,603.22
CORE & MAIN LP	113528	10/04/2019	FITTINGS & MATERIALS FOR RIDGE ROUTE	71,302.38
			(24) 1" REDI-CLAMP	669.09
			(6) 12" HYMAX COUPLING	3,359.17
			(4) 2" BALL ANGLE STOP, (6) 2" ELBOW, (2) 2" BALL CORP	3,681.59
4 CORE & MAIN LP				79,012.23
SCV WATER	113600	10/18/2019	EXPENSE ALLOCATION 9/19	64,519.00
5 SCV WATER				64,519.00
ROBERT HARRIS INSURANCE AGENCY INC	113598	10/18/2019	EARTHQUAKE/FLOOD INSURANCE 10/10/19-10/10/20	61,470.48
6 ROBERT HARRIS INSURANCE AGENCY INC				61,470.48
CORE & MAIN LP	113584	10/18/2019	MASTER & OCTAVE METERS	51,430.35
			(100) 6" FLANGE GASKET	344.93
			INVENTORY	7,023.92
7 CORE & MAIN LP				58,799.20
AES WATER INC	113522	10/04/2019	(1) VL80 SINGLE VALVE CONTROLLER 300-1084	27,209.30
8 AES WATER INC				27,209.30
EDISON CO	113618	10/23/2019	A/C # 2-40-708-3344 9/19	15,213.32
9 EDISON CO				15,213.32
CINTAS CORP	113552	10/10/2019	UNIFORM RENTAL FINAL BILL	1,810.20
			UNIFORM RENTAL FINAL BILL	6,490.95
			UNIFORM RENTAL FINAL BILL	1,178.55
			UNIFORM RENTAL FINAL BILL	5,329.04
10 CINTAS CORP				14,808.74
Summary				751,331.63

SCV WATER

Santa Clarita Water Division Ten Largest Disbursements

From: October 1, 2019 to October 31, 2019

No	Vendor Name	Transaction Description	Transaction Amount
	SANTA CLARITA VALLEY WATER AGENCY	9/19 ALLOCATION BUILDING AND GROUNDS	\$1,728.00
		9/19 ALLOCATION DUES AND MEMBERSHIPS	\$246.00
		9/19 ALLOCATION FUEL	\$13,003.00
		9/19 ALLOCATION INTERNAL RELATIONS	\$1,386.00
		9/19 ALLOCATION LEGAL	\$42,769.00
		9/19 ALLOCATION LIABILITY INSURANCE	\$183.00
		9/19 ALLOCATION OFFICE EQUIPMENT	\$1,201.00
		9/19 ALLOCATION PUBLIC RELATIONS	\$2,261.00
		9/19 ALLOCATION RECRUITMENT	\$100.00
		9/19 ALLOCATION SAFETY	\$5,947.00
		9/19 ALLOCATION TECH SERVICES	\$5,285.00
		9/19 ALLOCATION UNIFORM AND APPAREL	\$1,590.00
		9/19 ALLOCATION VEHICLE MAINTENANCE	\$18,599.00
		9/19 ALLOCATION WATER USE EFFICIENCY	\$2,561.00
		SEPTEMBER FIXED	\$650,408.39
		SEPTEMBER SAUGUS	\$42,000.00
		SEPTEMBER LAB	\$2,166.00
		SEPTEMBER VARIABLE	\$509,518.41
1	SANTA CLARITA VALLEY WATER AGENCY		\$1,300,951.80
	MESA ENGINEERING	INSTALL SERVICE FOR GOLDEN VALLEY ROAD SHERIFF STATION	\$280,199.11
		INSTALL SERVICE FOR GOLDEN VALLEY ROAD SHERIFF STATION	(\$9,824.10)
2	MESA ENGINEERING		\$270,375.01
	SO. CALIFORNIA EDISON CO.	ELECTRICITY FOR WELLS	\$118,470.82
		ELECTRICITY FOR WELLS	\$56,936.22
		OCTOBER 2019	\$11.93
		OFFICE OCTOBER 2019	\$3,595.18
		WAREHOUSE OCTOBER 2019	\$1,567.98
3	SO. CALIFORNIA EDISON CO.		\$180,582.13
	WATER QUALITY & TREATMENT SOLUTIONS	PFAS EXPENSES	\$36,505.00
		PFAS EXPENSES	\$91,622.52
4	WATER QUALITY & TREATMENT SOLUTIONS		\$128,127.52
	OLYMPUS AND ASSOCIATES, INC	HONBY NO. 1 TANK - EXTERIOR ROOF RETENTION	\$133,154.40
		HONBY NO. 1 TANK - EXTERIOR ROOF RETENTION	(\$6,657.72)
5	OLYMPUS AND ASSOCIATES, INC		\$126,496.68

SCV WATER

Santa Clarita Water Division Ten Largest Disbursements

From: October 1, 2019 to October 31, 2019

No	Vendor Name	Transaction Description	Transaction Amount
	CORE & MAIN LP	1 1/2" FIP X PVC PJ COUP	\$888.37
		1 1/2" MIP X PVC PJ COUP	\$715.25
		1 1/2" PVC PJ COUP	\$1,036.86
		1 1/2" X 3/4" BRASS REDUCER	\$173.89
		1" APEX BLUE TUBING	\$666.86
		1" BALL ANGLE STOP X CTS	\$1,336.78
		1" BALL CORP STOP X CTS P	\$778.00
		1" CTS APEX TUBING INSERT	\$37.23
		1" FIP X CTS PJ COUP	\$251.19
		1" FIP X PVC PJ COUP	\$356.86
		1" INSTATITE IPS ANGLE ME	\$1,703.93
		1" IPS INSTATITE PIPE COU	\$1,118.65
		1" MEWTER CHECK VALVE W/M	\$450.48
		1" MIP X CTS PJ COUP	\$208.49
		1" MIP X INSTATITE IPS CO	\$929.66
		1" MIP X PVC PJ COUP	\$363.87
		1" PLASTIC TUBING, CLASS	\$183.96
		1" X 3/4" BRASS REDUCER	\$97.89
		1" X 3/4" CTS PJ COUP	\$249.00
		1" X 5/8" X 3/4" BALL ANG	\$836.69
		1" X 6" C.T.S, REPAIR CLA	\$178.70
		1" X 8" NIPPLES	\$200.43
		1/2" CRL REPAIR KIT #9170	\$485.90
		1/2" CRL REPAIR KIT #9170	\$485.91
		1/2" X 3 8" LET-LOK	\$170.16
		10"-12" BLUE BOLT KIT	\$374.49
		10"-12" BOLT KITS	\$180.34
		10" #20957457D REPAIR KIT	\$2,632.38
		10" FLG X HYMAX ADAPTER	\$3,165.08
		12" X 7 1/2" 2-PIECE FULL	\$170.07
		14" FLEX COUPLING	\$492.26
		14" HYMAX COUPLING	\$2,391.19
		14" SLIP ON FLANGES	\$691.61
		16" RING GASKET	\$358.72
		16" SLIP ON FLANGES	\$2,338.18
		16" WALL STL PIPE	\$1,883.40
		16OZ ULTRA SEAL TEF	\$103.59
		2 1/2" X 2" BRASS BUSHING	\$84.18
		2" 2-HOLE METER FLANGE	\$285.84
		2" BALL ANGLE METER STOP	\$961.38
		2" BALL ANGLE STOP X CTS	\$1,174.38
		2" CTS PJ COUP	\$1,107.37
		2" FIP X CTS PJ COUP	\$1,335.90
		2" FIP X PVC PJ COUP	\$1,194.10
		2" MIP X CTS PJ COUP	(\$831.87)
		2" MIP X PVC PJ COUP	\$1,039.37
		2" PVC PJ COUP	\$1,568.48
		2" TRANTEX TAPE 100'	\$126.67

SCV WATER

Santa Clarita Water Division
Ten Largest Disbursements

From: October 1, 2019 to October 31, 2019

No	Vendor Name	Transaction Description	Transaction Amount
		2" X 1 1/2" BRASS REDUCER	\$105.34
		2" X 6" FLEX COUPLING	\$355.76
		3 BLIND FLY DI IMP	\$36.80
		3" MIP X 2 1/2"	\$872.68
		3" REPAIR KIT #9169812G	\$573.78
		3"BEARING RETAINER	\$1,252.77
		3/4" CTS PJ COUP	\$214.40
		3/4" FIP X CTS PJ COUP	\$185.06
		3/4" FIP X PVC PJ COUP	\$231.48
		3/4" INSTATITE BALL ANGLE	\$1,126.86
		3/4" INSTATITE BALL ANGLE	\$2,253.73
		3/4" IP BRASS BALL VALVE	\$963.27
		3/4" IPS, INSTATITE, PIPE	\$594.37
		3/4" MIP X CTS PJ COUP	\$175.97
		3/4" MIP X PVC PJ COUP	\$233.02
		3/4" PLASTIC TUBING, CLAS	\$367.93
		3/4" PVC PJ COUP	\$313.17
		3/4 X 1/8 RUBBER WASHER	\$98.56
		3/8 WALL TUBING	\$331.12
		3/8 X 58 ORFICE	\$928.56
		3/8" BALL VALVE	\$230.87
		3/8" C.R.D. S/S VALVE	\$4,796.10
		3/8" CRL 60 S/S # 7922302	\$5,961.18
		3/8" MULE NPT THREAD	\$552.43
		4 BLIND FLG DI IMP	\$45.30
		4" BLUE BOLT KIT	\$256.23
		4" C900 PIPE	\$107.75
		4" DIAPHRAM REPAIR KIT #9	\$521.40
		4" FLG CLA-VALVE	\$5,263.95
		4" FLG X HYMAX ADAPTOR	\$258.37
		4" HYMAX COUPLING	\$416.28
		4" RING GASKETS	\$44.35
		4" X 2" C900 SADDLE	\$320.70
		4FLGXFLG DI PIPE 1'	\$206.94
		6"- 8" FLANGE BOLT KITS	\$205.25
		6" C900 PIPE	\$106.43
		6" DIAPHRAM REPAIR KIT #9	\$731.85
		6" SDR-35 RISER PIPE	\$98.99
		6" X 12 1/2" W/2" TAP, C90	\$450.88
		6" X 12" 8-HOLE HYDRANT S	\$855.41
		6" X 12" VALVE SLIP CAN	\$980.25
		6" X 18" VALVE SLIP CAN	\$385.88
		6" X 2" C900 SERVICE SADD	\$657.18
		6" X 4" X 2 1/2" HYD-FLGD	\$7,278.30
		6" X 4" X 2 1/2" HYD-FLGD	\$3,314.17
		6" X 8" 8-HOLE HYDRANT S	\$321.67
		6 X 4 STD WELD TEE	\$107.18
		7/8" HOLE SAW	\$207.35

SCV WATER

Santa Clarita Water Division Ten Largest Disbursements

From: October 1, 2019 to October 31, 2019

No	Vendor Name	Transaction Description	Transaction Amount
		8 TYTON JT RUBBER	\$171.54
		8" #20957466E REPAIR KIT	\$1,988.52
		8" #7093802C DISC RETAINE	\$784.02
		8" DI RING	\$73.52
		8" REPAIR KIT #9817901D C	\$573.56
		8" REPAIR KIT #9817901D C	\$286.78
		8" REPAIR KIT #9817901D C	\$928.43
		8" X 12 1/2" W/2" TAP, C9	\$225.44
		8" X 2" BRONZE SADDLE	\$1,180.17
		8" X 6" FLG REDUCER	\$153.56
		CAM GROOVE 4" ADT	\$229.09
		CENTRAL PARK MATERIAL	\$3,860.57
		CRD KIT	\$408.98
		CRL/CRL-60 #9170041K	\$302.22
		CRL/CRL-60 #9170041K	\$201.48
		CVS1 SHUTTLE VALVE #9367E	\$250.54
		CWFIX 4" X 100'	\$885.84
		HART HS PO 3111	\$7,272.15
		HYD METER REG CF	\$361.29
		MARKING CHALK 1602	\$412.60
		VARIOUS PARTS	\$1,383.49
		C900 DR18 PVC PIPE	(\$2,078.97)
		MJ 45 C153 IMP	(\$379.09)
		MEGALUG, SEAL GASKET, AND BOLTS/NUTS	(\$561.60)
		REED SQUEEZE OFF TOOL	\$234.02
		WHL 85 SHUT OFF TOOL	\$801.00
6	CORE & MAIN LP		\$104,242.28

SCV WATER

Santa Clarita Water Division Ten Largest Disbursements

From: October 1, 2019 to October 31, 2019

No	Vendor Name	Transaction Description	Transaction Amount
	CIVILTEC ENGINEERING INC.	INSTALL MAINS, SERVICES & HYDRANTS - TRACT 53074 NORTHEAST CORNER SOLEDAD & SAND CANYON	\$2,240.00
		VISTA CANYON RANCH - RECYCLED WATER	\$1,075.00
		TRACT 60299 - SKYLINE RANCH PARDEE	\$2,295.00
		TRACT 60299 - SKYLINE RANCH PARDEE	\$13,689.25
		TRACT 60299 - SKYLINE RANCH PARDEE	\$308.75
		TRACT 60299 - SKYLINE RANCH PARDEE	\$21,379.50
		16" MAIN ON SIERRA HWY (LINDA VISTA TO SKY RANCH)	\$2,856.25
		2 WATER TANKS FOR SKYLINE RANCH	\$22,673.00
		2 WATER TANKS FOR SKYLINE RANCH	\$18,253.75
		WORK FOR REGIONAL (IMPORT)	\$36.25
		INSTALL SERVICES AT 25425 ORCHARD VILLAGE ROAD	\$100.00
		VESTING TR 73858-LOT 2 SHAPESHELL PROPERTIES	\$8,162.50
7	CIVILTEC ENGINEERING INC.		\$93,069.25
	RICK FRANKLIN CONSTRUCTION, INC	27962 OREGANO ASPHALT	\$2,937.00
		28217 SERRA REPAIR	\$5,949.00
		ASPHALT 15859 MANDALA	\$1,488.00
		ASPHALT 18009 RIVER	\$1,650.00
		ASPHALT REPAIR GUILFORD	\$4,993.00
		ASPHALT REPAIRS CC	\$9,966.00
		ASPHALT REPAIR 18730 SOL	\$9,253.00
		ASPHALT REPAIR 2010 DLTE	\$8,410.00
		ASPHALT REPAIR BEACH GROVE	\$8,389.00
		FIVE KNOLLS/GOLDEN VALLEY	\$6,469.00
		FY 19/20 TANK FACILITY IMPROVEMENT ASPHALT	\$14,742.00
8	RICK FRANKLIN CONSTRUCTION, INC		\$74,246.00
	AQUA METRIC SALES CO.	1" I-PERL T/R METER	\$18,672.47
		2" OMNI T2 100 CU FT METER	\$6,694.83
		3" OMNI T2 MMP 100CFT	\$1,095.00
		3"&4" OMNI T2 MMP 100	\$13,140.00
		3/4" I-PERI TR/PL METERS	\$14,662.48
		4" OMNI T2 MMP 100CFT	\$1,095.00
		COMMAND LINK REPAIR	\$331.50
		TRIMBLE REPAIR	\$145.26
9	AQUA METRIC SALES CO.		\$55,836.54
	AES WATER, INC.	FY19/20 TANK FACILITY IMPROVEMENTS EQ VALVES	\$53,746.10
10	AES WATER, INC.		\$53,764.10
Summary - Largest Ten Payments Made During the Month			\$2,387,691.31
Summary - All Vendors Paid During the Month			\$2,918,224.04
Largest Ten Vendor Payments as Compared to Total Monthly Check Register			82%

SCV Water
Valencia Water Division
Ten Largest Disbursement
October 31, 2019

	Vendor Name	Check #	Check Date	Description	Total
	SANTA CLARITA VALLEY WATER AGENCY	220709	10/15/2019	Sep Allocation - Safety	4,825.00
				Sep Allocation - Fuel	1,840.00
				Sep Allocation - Vehicle Maint	4,415.00
				Sep Allocation - Uniforms	1,925.00
				Sep Allocation - Technology	5,841.00
				Sep Allocation - Liability	325.00
				Sep Allocation - Legal	36,999.00
				Sep Allocation - Public	2,261.00
				Sep Allocation - Internal	1,191.00
				Sep Allocation - Recruitment	194.00
				Sep Allocation - Dues & Member	66.00
				Sep Allocation - Water Use	2,424.00
				Sep Allocation - Building	1,586.00
				Sep Allocation - Office Equip	596.00
				Fixed Water Charge, Sep	474,570.71
				Variable Water, Sep	537,658.78
1	SANTA CLARITA VALLEY WATER AGENCY				1,076,717.49
	SOUTHERN CALIFORNIA EDISON CO	220624	10/4/2019	Purchased Power 9/19	231,251.37
2	SOUTHERN CALIFORNIA EDISON CO				231,251.37
	RC BECKER & SON INC.	220688	10/10/2019	Water Mainbreak Bouquet	186,889.98
3	RC BECKER & SON INC.				186,889.98
	SANTA CLARITA VALLEY WATER AGENCY	220671	10/10/2019	Water Softening Lab Fee, Aug	80.00
				Well 201 Lab Fee, September	1,400.00
				Lab Fee, September	2,333.00
				Recycled Water, September	47,862.37
4	SANTA CLARITA VALLEY WATER AGENCY				51,675.37

SCV Water
Valencia Water Division
Ten Largest Disbursement
October 31, 2019

	Vendor Name	Check #	Check Date	Description	Total
	CORE & MAIN LP	220651	10/4/2019	(10) Repair Kit	1,993.99
				General Inventory	1,469.70
				(50) 3/8" Ball Valve	1,923.91
				(48) 5 Gallon Drum Calcium	3,937.45
				(10) Meter Flange	970.24
				(6) Air Vac Canister	3,489.39
				Meter Test	211.77
				(48) 5 Gallon Drum Calcium	3,937.45
				(4) Watt Ang Pattern Kit	1,721.03
				(6) Washer Epoxy	1,252.34
				(6) Repair Kit	1,372.38
				(28) Meter Box	1,484.33
				(2) 6x6 Riser	176.61
				(5) CLR 1/2"	10,752.90
				(21) Octave Cable	8,993.80
				(2) Hydrant Meter	1,516.23
	(1) Hydrant Meter	758.11			
5	CORE & MAIN LP				45,961.63
	STYLO GROUP L.L.P.	220699	10/15/2019	Mission Village Tract 66105	30,837.50
				DS 542 RW Project - 6645	700.00
				Mission Village Two 4MG Tanks	2,537.50
				Potable & Recycled Water	350.00
				DS 542 Potable Water	1,487.50
				Mission Village Tract 61105-1A	350.00
6	STYLO GROUP L.L.P.				36,262.50
	STAATS CONSTRUCTION INC.	220727	10/29/2019	Decoro & Blue Ridge	26,681.00
				27266 Ashfield Place	7,107.00
7	STAATS CONSTRUCTION INC.				33,788.00

SCV Water
Valencia Water Division
Ten Largest Disbursement
October 31, 2019

	Vendor Name	Check #	Check Date	Description	Total
	NEWHALL WATER DIVISION	220707	10/15/2019	Sod for Service Leak	14.29
				Analyzer Filters	114.27
				Tools for Field Customer Serv	493.66
				Meter Change Out July & Aug	3,919.70
				General Meter Replacements	55.00
				Conduit for Cla-Val	17.11
				N-7 Well Potholing	847.68
				General - Well Mtce	2,935.71
				Booster B-60 Cla-Val	376.32
				Water Quality Supplies	1,726.56
				Magic Mtn Tank Repairs	173.37
				I-5/Valen 14" Repair	984.44
				General - T&D Mains Mtce	1,457.43
				Service Repairs, July & Aug	9,502.14
				General - Service Mtce	6,226.77
				Melissa D. Roth IRA Aug	50.00
				Irrigation Repair 24215 Verdugo	165.00
	General - Hydrant Mtce	50.00			
	SCADA Mtce, August	348.39			
8	NEWHALL WATER DIVISION				29,457.84
	ROYAL INDUSTRIAL SOLUTIONS	220644	10/4/2019	(3) Time Delay Fuse	1,111.15
				General Tools	404.02
				(5) Bride Module	7,805.16
				General Tools	1,371.48
				(4) 600v TD Fuse	1,195.08
				(20) 25v Fuse	69.81
				(5) 1000v Fuse	207.56
	SMC Unites for Booster	15,850.37			
9	ROYAL INDUSTRIAL SOLUTIONS				28,014.63
	TRAFFIC MANAGEMENT INC	220700	10/15/2019	Water Mainbreak Bouquet	12,381.00
10	TRAFFIC MANAGEMENT INC				12,381.00
Grand Total					1,732,399.81

Total Month Check Register Payments	1,885,625.23
--	---------------------

Top Ten Percentage Compared to Total Monthly Check Payments	92%
--	------------

[This page intentionally left blank.]

Credit Card Registers

[This page intentionally left blank.]

**SCV Water - Regional Division
Credit Card Charges
Paid in October 2019**

Sum of Amount Merchant Name	Description	Total
8870 ROYAL	2 Black Anaconda Conduit - Stock at Rio Vista	236.60
	Conduit bender	197.21
	Electrical tape, flashlight, wire connectors	187.22
	Extension cord, pliers	163.03
	Insulated terminals, butt splices	97.16
	Malleable Iron Box, Switches, Connectors - Ozone Analyzer	150.72
	Neutral Ground Buss - West Seco Tank Power Panel	18.00
	nut drivers, step drill bits	490.52
	OCAL Conduit Body - Chemical Flow Meter	225.91
	PVC conduit, wire nuts, PVC coupling SCADA project 6737	26.69
	Returned parts	(188.92)
	Safety Glasses - Joey	19.70
	Stock parts and tools for New Truck #I-67	32.48
	Uni Bits, Hole Saws, Ext. Cord - Truck I58	313.40
	Unistrut straps, spring nuts	651.93
	Wire nuts, pliers	524.49
8870 ROYAL Total		3,146.14
AC INFINITY	Connector wires for fans at wells site	16.85
	Replacement fans for well site electronics	78.00
AC INFINITY Total		94.85
ADOBE STOCK	online presence - publications	79.99
ADOBE STOCK Total		79.99
ALAMO RENT-A-CAR	9/12/19 Rental Car - Sites Reservoir Meeting Sacramento	96.68
	Rental Car _DSM to Sites Reservoir Meeting_20SEP2019	54.94
ALAMO RENT-A-CAR Total		151.62
ALBERTSONS 1360	Landscape Class 9/19 snacks	39.46
ALBERTSONS 1360 Total		39.46
AMAZON.COM 632K65MU3 AMZN	Office supply	236.50
AMAZON.COM 632K65MU3 AMZN Total		236.50
AMAZON.COM C50WA56G3 AMZN	Frigidaire Air Filter - RVWTP Supply	17.51
AMAZON.COM C50WA56G3 AMZN Total		17.51
AMAZON.COM HU8QY45D3 AMZN	Tent Floor Signs, 2 Pack - EK/WR	43.75
AMAZON.COM HU8QY45D3 AMZN Total		43.75
AMAZON.COM ML4Q71EO3	Double Lab Faucet - CG/B and G	179.58
AMAZON.COM ML4Q71EO3 Total		179.58
AMAZON.COM MO0KN1SN1	Office supply	153.28
AMAZON.COM MO0KN1SN1 Total		153.28
AMAZON.COM MO0LZ70L0 AMZN	Snack Mesh Lazy Susan for Staff	47.07
AMAZON.COM MO0LZ70L0 AMZN Total		47.07
AMAZON.COM MO1210SP0 AMZN	Avery 5-Tab Binder Dividers - RVWTP Supply	69.34
AMAZON.COM MO1210SP0 AMZN Total		69.34

**SCV Water - Regional Division
Credit Card Charges
Paid in October 2019**

Sum of Amount		
Merchant Name	Description	Total
AMAZON.COM MO7000HJ0 AMZN	Wet/Dry Shop Vacuum for Education.	258.16
AMAZON.COM MO7000HJ0 AMZN Total		258.16
AMAZON.COM N00707TI3 AMZN	Frigidaire Water Filtration Filter - RVWTP Supply	53.66
AMAZON.COM N00707TI3 AMZN Total		53.66
AMAZON.COM OU0Z25923	Microwave stand and organizer for Employee trailer	254.91
AMAZON.COM OU0Z25923 Total		254.91
AMAZON.COM UV9PZ4LA3 AMZN	Tent Floor Signs, 2-Pack - EK/WR	43.75
AMAZON.COM UV9PZ4LA3 AMZN Total		43.75
AMAZON.COM VT2G44QB3	Office supply	125.52
AMAZON.COM VT2G44QB3 Total		125.52
AMAZON.COM XI8GB6DR3	Hamilton Beach Toaster - JJ/HR	24.63
AMAZON.COM XI8GB6DR3 Total		24.63
AMAZON.COM Z655Y0RD3 AMZN	Jump starter for vehicles and equipment	213.55
AMAZON.COM Z655Y0RD3 AMZN Total		213.55
AMZN MKTP US 2T2H00253	Costco Folding Step Stool - TB/MGT	36.45
AMZN MKTP US 2T2H00253 Total		36.45
AMZN MKTP US C04S82JN3	Delta Faucet Parts.	34.66
AMZN MKTP US C04S82JN3 Total		34.66
AMZN MKTP US CK9N571I3 AM	Office and Kitchen Supplies	194.98
AMZN MKTP US CK9N571I3 AM Total		194.98
AMZN MKTP US E841B1YV3	Office Supplies - WR/EK	162.93
AMZN MKTP US E841B1YV3 Total		162.93
AMZN MKTP US FU7CJ9A73	Office Supplies	8.39
AMZN MKTP US FU7CJ9A73 Total		8.39
AMZN MKTP US GF70H3JJ3	Fluorescent Ballast.	1,028.80
AMZN MKTP US GF70H3JJ3 Total		1,028.80
AMZN MKTP US MO05G4AJ0 AM	SCADA computer docking station	125.00
AMZN MKTP US MO05G4AJ0 AM Total		125.00
AMZN MKTP US MO2L06QV1	PoE Extender	96.09
AMZN MKTP US MO2L06QV1 Total		96.09
AMZN MKTP US MO5QM6E40 AM	SCADA laptop charger	88.88
AMZN MKTP US MO5QM6E40 AM Total		88.88
AMZN MKTP US MO9OC7S90	Smead Classification File Folders, Lgl Size - LP/HR	26.84
AMZN MKTP US MO9OC7S90 Total		26.84
AMZN MKTP US R977Z57L3	Marketing Holders for Pine St. Move - WR/EK	35.99
AMZN MKTP US R977Z57L3 Total		35.99
AMZN MKTP US SG8Z90EG3	Office Supplies	24.48
AMZN MKTP US SG8Z90EG3 Total		24.48
AMZN MKTP US WO5QD8XR3	Office and Kitchen Supplies	485.22
AMZN MKTP US WO5QD8XR3 Total		485.22
AMZN MKTP US YG6Y03ES3	Kitchen Supplies	76.00
AMZN MKTP US YG6Y03ES3 Total		76.00
AMZN MKTP US Z26U976G3	100 ft High Pressure Hose for unit 99	146.17
AMZN MKTP US Z26U976G3 Total		146.17
AMZN MKTP US Z79UR5MW3	Wire Mesh 5-Section Incline Sorter - LM/FIN	54.64
AMZN MKTP US Z79UR5MW3 Total		54.64
ANALYTICAL TECHNOLOGY INC	Salt bridges for PH sensors Rebuild kits	622.14

**SCV Water - Regional Division
Credit Card Charges
Paid in October 2019**

Sum of Amount Merchant Name	Description	Total
ANALYTICAL TECHNOLOGY INC Total		622.14
AQUA-FLO SUPPLY INC #3	PVC fittings, pump and hose.	264.95
	Spray nozzle, zip ties, pvc	100.45
AQUA-FLO SUPPLY INC #3 Total		365.40
ARCO#83059GREEN DESERT	9/12/19 - Fuel for Rental Car, Sites Reservoir Meeting Sacramento	11.70
	Fuel for Rental Car - LOST RECEIPT	20.29
ARCO#83059GREEN DESERT Total		31.99
ASCE PURCHASING	2020 Membership - DMarks - American Society of Civil Engineers	105.00
ASCE PURCHASING Total		105.00
ASSOCIATION OF CALIFORNIA	ACWA 2019 Regulatory Summit - Registration - Sacramento - 10/17/19 - D. Marks	290.00
	ACWA 2019 Regulatory Summit - Registration - Sacramento - 10/17/19 - K. Abercrombie	290.00
	Webinar registration for Lindsey Gibson	50.00
ASSOCIATION OF CALIFORNIA Total		630.00
AWWA EVENTS	Water Quality Technology Conference for Dean Takashima	665.00
	Water Quality Technology Conference for Mike Alvord	665.00
	Water Quality Technology Conference for Ryan Bye	665.00
AWWA EVENTS Total		1,995.00
BEST BUY 00001131	Cell phone case	65.69
	SCADA computer cables	175.15
BEST BUY 00001131 Total		240.84
BLACK BEAR DINER #209	Lunch Meeting with Keith A and Leticia Q regarding Operations Review	36.06
BLACK BEAR DINER #209 Total		36.06
BOB HOPE AIRPORT	airport parking - Sacramento meeting PFAS	32.00
BOB HOPE AIRPORT Total		32.00
BOX BOX.NET BUS SRVCS	Box FTP service	375.00
BOX BOX.NET BUS SRVCS Total		375.00
CALIFORNIA SOCIETY OF MUN	CFowler - CSMFO Pre-Conf Session A - Jan 28, 2019 - Grant Management Registration	150.00
	CSMFO Registration - R. Patterson	735.00
CALIFORNIA SOCIETY OF MUN Total		885.00
CALIFORNIA SPECIAL DIST	CSDA Annual Conference Ad On - Registration - Palm Desert - Director Kelly	225.00
	Registration fee for CSDA Board Secretary	800.00
CALIFORNIA SPECIAL DIST Total		1,025.00
CAMPWORLD/GANDER/OVERT	Portable water station - supplies	370.23
CAMPWORLD/GANDER/OVERT Total		370.23
CHICK-FIL-A #02317	Fire Department Emergency Storage lunch meeting with Keith A and Adam P	18.87
CHICK-FIL-A #02317 Total		18.87
CLARION HOTEL ANAHEIM RES	Reservation cancelled, hotel charged for first night, credit expected. CSDA Annual Conference - Lodging - Palm Desert - Director Kelly	186.34

**SCV Water - Regional Division
Credit Card Charges
Paid in October 2019**

Sum of Amount Merchant Name	Description	Total
CLARION HOTEL ANAHEIM RES Total		186.34
CMT SACRAMENTO27680016	Cab to PFAS meeting	42.50
CMT SACRAMENTO27680016 Total		42.50
COLDSTONE #20179	September - Staff Birthday/Anniversary Treats	149.91
	September Birthdays/Anniversaries	77.94
COLDSTONE #20179 Total		227.85
CORNER BAKERY 0208	HAZWOPER Breakfast	361.70
CORNER BAKERY 0208 Total		361.70
COSTCO DELIVERY 653	Office Supplies - JM/EDUC	25.14
	Office Supplies - Taxable	422.03
	Office Supplies -Non Taxable	290.75
COSTCO DELIVERY 653 Total		737.92
COSTCO WHSE #0447	CAST for Kids oranges and bananas	20.33
	committee meetings snacks for directors	78.14
COSTCO WHSE #0447 Total		98.47
CSMFO	CSMFO Budget Award Application for FY 2019/20 and FY 2020/21	150.00
CSMFO Total		150.00
DAPPER DANS CARWASH	Monthly Car Wash	19.95
	Pool car N55 Car washes	29.95
	S41 Carwash	20.00
DAPPER DANS CARWASH Total		69.90
DLR RESORT RES CRO	CSMFO Conference - R. Patterson - Hotel Registration Day 1	285.48
DLR RESORT RES CRO Total		285.48
DNH DOMAIN HOSTING SRVCS	Webhosting	218.61
DNH DOMAIN HOSTING SRVCS Total		218.61
DNH GODADDY.COM	GoDaddy domain broker service	69.99
	GoDaddy domain broker service - REFUND	(69.99)
DNH GODADDY.COM Total		0.00
DNH SUCURI WEBSITE SECURITY	SCV Website maintenance	9.99
DNH SUCURI WEBSITE SECURITY Total		9.99
EB 2019 SANTA CLARITA	State of the City Luncheon - Registration - A. Jacobs and T. Bell	80.00
EB 2019 SANTA CLARITA Total		80.00
EB SCV MAYORS COMMITT	SCV Mayors Breakfast 2019. Tickets for Ari Mantis and Linda Pointer	28.72
EB SCV MAYORS COMMITT Total		28.72
EB SOUTHERN CALIFORNIA	SCWC Annual Dinner - Registration - Long Beach - 10/24/19 - Director Atkins	225.00
	SCWC Stormwater Workshop - Registration - Anaheim - 9/27/19 - Director Atkins	75.00
EB SOUTHERN CALIFORNIA Total		300.00
EIG CONSTANTCONTACT.COM	online presence - publications	295.00
EIG CONSTANTCONTACT.COM Total		295.00
FASTENAL COMPANY 01CAVAE	1/4 AND 3/8 SS HARDWARE	226.34
	Cold Gal, Wire Brush - Tunnel Conduit Repair	94.08

**SCV Water - Regional Division
Credit Card Charges
Paid in October 2019**

Sum of Amount		
Merchant Name	Description	Total
FASTENAL COMPANY 01CAVAE	Drill bits, SS hardware	230.85
	Shrink Tube, Heat Gun - Seco Tank West	102.97
FASTENAL COMPANY 01CAVAE Total		654.24
FLAME & SKEWERS	Department lunch	1,332.85
FLAME & SKEWERS Total		1,332.85
FREDPRYOR CAREERTRACK	RVasilopulos - Business Writing Course, 12/12/19	199.00
FREDPRYOR CAREERTRACK Total		199.00
GOKOKU	Lunch Meeting with Keith A, Steve C, and Mike A regarding PFAS DDW Meeting	58.86
GOKOKU Total		58.86
GOVERNMENT FINANCE OFFICE	GFOA Budget Award Application for FY 2019/20 and FY 2020/21	445.00
GOVERNMENT FINANCE OFFICE Total		445.00
GRANLIBAKKEN RESORT AND	Climate Change Vulnerability and Adaption Summit - Lodging - Tahoe - 9/17-19/19 - S. Fleury	489.69
GRANLIBAKKEN RESORT AND Total		489.69
GRAYBAR ELECTRIC COMPANY	Conduit Bender.	2,603.25
GRAYBAR ELECTRIC COMPANY Total		2,603.25
GS O3 SERVICES LLC	Dust and water filter for new Ozone analyzer at the	382.08
GS O3 SERVICES LLC Total		382.08
GYROMANIA	Charge to CIP 300300 - FMIS Conversion Core Team Lunch - R. Patterson, K. Grass, E. Ooms-Graziano, R. Osorio, L. Moncada, C. Scheuneman AAC Consultant	132.27
GYROMANIA Total		132.27
HAMPTON INN & SUITES NATO	9/12/19 - Hotel - Sites Reservoir Meeting Sacramento	249.93
HAMPTON INN & SUITES NATO Total		249.93
HARBOR FREIGHT TOOLS 459	Bottle jack for Newhall jobs truck \$81	28.46
HARBOR FREIGHT TOOLS 459 Total		28.46
HOLIDAY INN EXPRESS SANT	Lodging prior to ACWA JPIA Professional Development Program Course on 9-25-19	234.11
HOLIDAY INN EXPRESS SANT Total		234.11
HYATT REGENCY SACRAMENTO	Hotel - DSM _ Multiple Meeting in Sacramento 9/18/19-9/20/19	539.14
HYATT REGENCY SACRAMENTO Total		539.14
INTERSTATE ALL BATTERY	New battery for truck I27.	259.37
INTERSTATE ALL BATTERY Total		259.37
IPMA-HR	Linda Pointer-Renew Membership. Ari Mantis	200.00
IPMA-HR Total		200.00
JACK IN THE BOX 3344	Per Roger, this was food for the crew working a leak.	82.65
JACK IN THE BOX 3344 Total		82.65
JERSEY MIKES 20018	Dinner - crew working on VWD mainline break	276.92
JERSEY MIKES 20018 Total		276.92
JOINT POWERS INSURANCE	Registration Fee for ACWA JPIA Conference October 2019	190.00
JOINT POWERS INSURANCE Total		190.00
JOINT POWERS INSURANCE AU	JPIA Annual Training Conference - Registration - San Diego - 10/29-30/19 - J. McNerney	190.00

**SCV Water - Regional Division
Credit Card Charges
Paid in October 2019**

Sum of Amount Merchant Name	Description	Total
JOINT POWERS INSURANCE AU	JPIA Training Conference: Connecting with Learning 10/29-10/30 - Registration	190.00
JOINT POWERS INSURANCE AU Total		380.00
KIMBALL MIDWEST	Stainless steel paint for unistrut	179.89
KIMBALL MIDWEST Total		179.89
KING PUMPS, INC.	Oil Transfer Pump.	1,204.44
KING PUMPS, INC. Total		1,204.44
KUPCAKE KITCHEN	Birthday anniversary celebration - Summit Circle	225.00
KUPCAKE KITCHEN Total		225.00
L2G EPIC-LA	Cost for permits to repair water service leaks LA CO Permit to pothole on Westridge Pkwy for RW tank make up water Permit to raise water service and meter box	1,100.00 550.00 520.00
L2G EPIC-LA Total		2,170.00
LA CITY PARKING METER	parking for WateReuse Symposium - receipt lost	3.75
LA CITY PARKING METER Total		3.75
LA COCINA BAR AND GRILL	Lunch Meeting with Keith A and Beverly J regarding VWD Issues	29.58
LA COCINA BAR AND GRILL Total		29.58
LADY DI'S COOKIES	Cookies for Monthly Birthday and Anniversary Celebrations Cookies for Monthly Birthday and Anniversary Celebrations - Delivery Charge	67.80 20.00
LADY DI'S COOKIES Total		87.80
LAZ PARKING 670496	parking for LA Co. DDW meeting	10.00
LAZ PARKING 670496 Total		10.00
LOGMEIN GOTOMEETING	GotoWebinar for Agency web-based training and recording. OpenVoice for GoTo Meeting	1,521.00 54.84
LOGMEIN GOTOMEETING Total		1,575.84
LOWES #01510	Doorstops Hanging hook for admin office. Irrigation parts for admin parking lot. Key tags for employee work keys. Paint Paint and supplies for safety projects for JPIA Portable water station supplies Raped glue repair. Saw blades Sealer for RVIPS gate box. Supplies for Chlorine building sink. Tape and gloves. Web duster Wire brushes, drill bits	62.35 4.35 8.58 13.32 40.76 139.25 101.68 6.44 18.13 13.12 79.41 42.09 27.33 251.21
LOWES #01510 Total		808.02
LOWES #01972	Shop vac filters, USB charger, braided cable. Timber for bouquet bridge Newhall working SCD job	138.11 101.49
LOWES #01972 Total		239.60

**SCV Water - Regional Division
Credit Card Charges
Paid in October 2019**

Sum of Amount		
Merchant Name	Description	Total
LYFT CANCEL FEE	Taxi - DSM to SWC Board Meeting	5.00
LYFT CANCEL FEE Total		5.00
LYFT RIDE FRI 7AM	Taxi - DSM to Sacramento Airport to pick up rental car	24.20
LYFT RIDE FRI 7AM Total		24.20
LYFT RIDE MON 8AM	Taxi to 9/23/19 Delta Conveyance Meeting	25.69
LYFT RIDE MON 8AM Total		25.69
LYFT RIDE THU 2PM	9/5/19 Taxi - SWP OME Committee Meeting	24.59
LYFT RIDE THU 2PM Total		24.59
LYFT RIDE THU 8AM	9/5/19 Taxi - SWP OME Committee Meeting	27.60
LYFT RIDE THU 8AM Total		27.60
LYFT RIDE WED 12PM	Taxi to Airport- DSM 9/25/19 Delta Conveyance Meeting - Sacramento	24.41
LYFT RIDE WED 12PM Total		24.41
LYFT RIDE WED 2PM	Taxi - DSM to Delta Conveyance Meeting	24.48
LYFT RIDE WED 2PM Total		24.48
LYFT RIDE WED 8AM	Taxi from Airport - DSM 9/25/19 Delta Conveyance Meeting - Sacramento	25.40
LYFT RIDE WED 8AM Total		25.40
MARIA BONITA RESTAURANTE	Lunch interview with interview candidate for the Civil Engineer position. Lunch included Brian Folsom and Brent Payne.	47.00
MARIA BONITA RESTAURANTE Total		47.00
MICROSOFT OFFICE 365 HOME	Office software for SCADA computers	99.99
MICROSOFT OFFICE 365 HOME Total		99.99
MISAC	Annual MISAC membership	130.00
	MISAC membership dues	130.00
MISAC Total		260.00
NEWHALL VALENCIA LOCK K	Keys	19.15
NEWHALL VALENCIA LOCK K Total		19.15
NOTHING BUNDT CAKES 75	FMIS Demos - lunch dessert	81.00
NOTHING BUNDT CAKES 75 Total		81.00
OCT WATER QUALITY ACADEMY	Water Treatment Certification Grade 5 for Evan Doss	800.00
	Water Treatment Certification Grade 5 for Vincent	800.00
OCT WATER QUALITY ACADEMY Total		1,600.00
OFFICEMAX/DEPOT 6391	Laptop backpack	70.07
	Office Supplies - DSM - Car mount and adapter for Agency iPhone	32.78
	Steel Rule, Screen Protect, Mech. Pencil - Truck I58	68.72
OFFICEMAX/DEPOT 6391 Total		171.57
PAYPAL LEOCOYT	Deposit for Taco Truck for Jerry Marsolais retirement Oct 4 2019	200.00
PAYPAL LEOCOYT Total		200.00
PENDRY SAN DIEGO	ACWA Spring Conference - hotel	1,130.25
	ACWA Spring Conference - parking	147.00
PENDRY SAN DIEGO Total		1,277.25
PIHRA	Linda Pointer-Renew PIHRA Membership. Ari Mantis approval	125.00
PIHRA Total		125.00

**SCV Water - Regional Division
Credit Card Charges
Paid in October 2019**

Sum of Amount Merchant Name	Description	Total
PITNEY BOWES PI	E-Z Seal Sealing Solution for Pitney Bowes Mail Machine.	79.57
	Ink Cartridge for Pitney Bowes Mail Machine	114.94
PITNEY BOWES PI Total		194.51
RALPHS #0147	Office creamer.	11.48
	Snacks for FA Committee Meeting - 9/16/19	14.00
	Water for Vending Machine	4.54
RALPHS #0147 Total		30.02
RATTLERS BAR B QUE - 1	Operations Updates lunch meeting with Keith A and Gary H	34.00
RATTLERS BAR B QUE - 1 Total		34.00
SALT CREEK GRILLE	2nd interview Lunch meeting for new Eng position - Brian, Jason, and Silvia	66.04
SALT CREEK GRILLE Total		66.04
SAMS CLUB #4824	Office /Vending	179.91
	Snacks for Vending Machine	67.70
	Sodas for Board Meeting	12.63
	Sodas for FMIS Conversion Vendor Demonstrations - Project Code is 300300	25.26
SAMS CLUB #4824 Total		285.50
SAMSCLUB #4824	Credit for vending machine snacks	(8.98)
	Vending Machine Snacks	129.91
SAMSCLUB #4824 Total		120.93
SISTER HOUSE THAI FUSION	Interview Panel Lunch for Civil Engineer recruitment. Jason Yim, Brent Payne, Matt Dickens, Jenny Joo and JoAnna Brison.	66.96
SISTER HOUSE THAI FUSION Total		66.96
SMART AND FINAL 468	River Rally Event - cups for refillable water station	65.26
SMART AND FINAL 468 Total		65.26
SMART AND FINAL 483	Department lunch/ retirement lunch	184.93
	Kitchen Supplies	178.58
	Snacks for Board Meetings	29.62
	Snacks for Vending Machine	112.30
	VENDING MACHINE SUPPLIES	194.69
SMART AND FINAL 483 Total		700.12
SOUTHWEST 5262114412652	Contract Negotiations for the Delta Conveyance - Airfare - Sacramento - 9/4/19 - M. Stone	499.96
SOUTHWEST 5262114412652 Total		499.96
SOUTHWEST 5262115465756	9/4/19 Airfare - Delta Conveyance Meeting -	543.96
SOUTHWEST 5262115465756 Total		543.96
SOUTHWEST 5262115466362	9/5/19 Airfare - SWP OME Committee Meeting	543.96
SOUTHWEST 5262115466362 Total		543.96
SOUTHWEST 5262117216542	SWCs Monthly Meeting - Airfare - 9/18-19/19 - Sacramento - D. Marks	499.96
SOUTHWEST 5262117216542 Total		499.96
SOUTHWEST 5262117217247	Contract Negotiations Bay Delta Conveyance - Airfare - 9/11/19 - Sacramento - D. Marks	499.96
SOUTHWEST 5262117217247 Total		499.96

**SCV Water - Regional Division
Credit Card Charges
Paid in October 2019**

Sum of Amount Merchant Name	Description	Total
SOUTHWEST 5262117463707	ACWA Regulatory Summit - Airfare - Sacramento - 10/17/19 - K Abercrombie	499.96
SOUTHWEST 5262117463707 Total		499.96
SOUTHWEST 5262118781242	Climate Change Vulnerability and Adaption Summit - Airfare - Tahoe - 9/17-19/19 - S. Fleury	499.96
SOUTHWEST 5262118781242 Total		499.96
SOUTHWEST 5262119089718	Annual MWQI Meeting - Airfare - Sacramento - 10/2/19 - E. Velazquez	499.96
SOUTHWEST 5262119089718 Total		499.96
SOUTHWEST 5262121115696	ACWA 2019 Regulatory Summit - Airfare - Sacramento - 10/17/19 - D. Marks	499.96
SOUTHWEST 5262121115696 Total		499.96
SOUTHWEST 5262122356331	NEO Gov Connect 2019 User Conference - Airfare - Las Vegas - 10/9-10/19 - J. Brison	515.96
SOUTHWEST 5262122356331 Total		515.96
SOUTHWEST 5262122518595	PFAS Meeting in Sacramento	543.96
SOUTHWEST 5262122518595 Total		543.96
SOUTHWEST 5262122778873	Airfare _ DSM _Delta Conveyance Mtg _ Sacramento	499.96
SOUTHWEST 5262122778873 Total		499.96
SOUTHWEST 5262123123677	PFAS Meeting - Airfare - Sacramento - 9/24/19 - M. Stone	499.96
SOUTHWEST 5262123123677 Total		499.96
SOUTHWEST 5262123571213	DSM - Flight to Sacramento for 9/25/19 Delta Conveyance Meeting	499.96
SOUTHWEST 5262123571213 Total		499.96
SOUTHWEST 5262124343616	Contract Negotiations for the Delta Conveyance - Airfare - Sacramento - 10/2/19 - M. Stone	499.96
SOUTHWEST 5262124343616 Total		499.96
SOUTHWEST 5262124349180	SWCs Monthly Meeting - Airfare - Sacramento - 10/16-17/19 - M. Stone	499.96
SOUTHWEST 5262124349180 Total		499.96
SOUTHWEST 5262124536846	10/2/19 Flight to Sacramento - Flight cancelled on 10/1/19 Steve Approved	499.96
SOUTHWEST 5262124536846 Total		499.96
SOUTHWESTAIR5262116829771	Water Quality Technology Conference in Dallas Texas flight for Ryan Bye	292.96
SOUTHWESTAIR5262116829771 Total		292.96
SOUTHWESTAIR5262116833269	Water Quality Technology Conference in Dallas Texas flight for Dean Takashima	292.96
SOUTHWESTAIR5262116833269 Total		292.96
SOUTHWESTAIR5262117045643	Water Quality Technology Conference in Dallas Texas flight for Mike Alvord	292.96
SOUTHWESTAIR5262117045643 Total		292.96
SPUDNUTS BAKERY CROISSANT	CAST for Kids donuts	42.64
	Landscape class 9/21 snacks	62.45
SPUDNUTS BAKERY CROISSANT Total		105.09
SQ GARYS AUTO COLLISION	Auto damage repair	516.95

**SCV Water - Regional Division
Credit Card Charges
Paid in October 2019**

Sum of Amount		
Merchant Name	Description	Total
SQ GARYS AUTO COLLISION Total		516.95
SQ SANTA CLARITA A	Window was replaced in VWD van V73.	550.00
SQ SANTA CLARITA A Total		550.00
STARBUCKS TB SMF	Lunch - Sacramento meeting PFAS	10.51
STARBUCKS TB SMF Total		10.51
THE HOME DEPOT #0653	Two hole brackets	39.35
THE HOME DEPOT #0653 Total		39.35
THE HOME DEPOT #1055	L wrenches to put together chairs and furniture..	34.91
	Paint	56.04
	Tube cutter, wasp spray	30.50
THE HOME DEPOT #1055 Total		121.45
THE HOME DEPOT 1055	1 Inch copper fittings and brushes.	94.99
	Nut drivers, ladder	502.50
	Rotor hammer, tool set	398.53
	Screwdrivers, hack saw, drill	643.10
	socket trays, bucket	101.91
THE HOME DEPOT 1055 Total		1,741.03
TOPPERS PIZZA PLACE VALENCIA	Interview Panel Lunch for Utility Worker. Roger Hitchen, Gino Garcia, Josh Jenkins and Mike Steves.	44.68
TOPPERS PIZZA PLACE VALENCIA Total		44.68
UBER TRIP	PFAS Meeting - Uber - Sacramento - 9/24/19 - M.	19.60
UBER TRIP Total		19.60
UNITED 0161534664580	Airline ticket for CSDA Board Secretary Conference	12.00
UNITED 0161534664580 Total		12.00
UNITED 0161534664581	Airline ticket for CSDA Board Secretary Conference November 2019	12.00
UNITED 0161534664581 Total		12.00
UNITED 0162472508016	Airline ticket for CSDA Board Secretary Conference	360.60
UNITED 0162472508016 Total		360.60
USA BLUE BOOK	Two hoses.	852.02
USA BLUE BOOK Total		852.02
V.S.P. PARKING BURBANK	9/11-12/19 - Parking Burbank Airport - Delta Conveyance and Sites Reservoir Meetings,	26.00
	9/4/19 - Parking - Burbank Airport for SWP OME Meeting, Sacramento	14.00
	9/5/19 - Parking - Burbank Airport for Delta Conveyance Meeting, Sacramento	13.00
	Parking - Burbank Airport - 9/23/19 Delta Conveyance Meeting - Sacramento	13.00
	Parking - Burbank Airport - 9/27/19 Delta Conveyance Meeting, Sacramento Steve Approved	13.00
	Parking - Burbank Airport - Multiple meeting in Sacramento	39.00
V.S.P. PARKING BURBANK Total		118.00
VALENCIA CAR WASH	Wash SCVWA van for event	8.99
VALENCIA CAR WASH Total		8.99
VALLEY INDUSTRIAL ASSOC	VIA Bash - Registration - 10/19/19 - K. Martin	125.00

**SCV Water - Regional Division
Credit Card Charges
Paid in October 2019**

Sum of Amount Merchant Name	Description	Total
VALLEY INDUSTRIAL ASSOC	VIA Bash - Registration Credit - 10/19/19 - Director Atkins	(125.00)
	VIA Monthly Luncheon - Registration - 9/17/19 - Director Martin	100.00
VALLEY INDUSTRIAL ASSOC Total		100.00
VONS #2111	September - Staff Birthday/Anniversary Treats	18.98
VONS #2111 Total		18.98
VONS #3138	Office supply	40.32
VONS #3138 Total		40.32
VONS #3325	Rich Krieger Retirement - gift cards	322.10
VONS #3325 Total		322.10
WAL-MART #3523	Refund for Clear Glue. Ended up purchasing spray adhesive -for Comm. Mtg ESFP	(22.34)
	Supplies for September 5th Committee Meeting at ESFP.	67.52
	Toaster oven for employee trailer	120.23
	Wifi router for Crestron system at Summit Circle	108.41
WAL-MART #3523 Total		273.82
WALMART.COM	Supplies for September 5th Committee Meeting at ESFP.	26.15
WALMART.COM Total		26.15
WESTERN BAGEL TOO 4	Landscape class 9/21 snacks	78.15
WESTERN BAGEL TOO 4 Total		78.15
WIN-911 SOFTWARE	Software License and Support.	1,980.00
WIN-911 SOFTWARE Total		1,980.00
WM SUPERCENTER #3523	Water for September 5th Committee Meeting at	5.73
WM SUPERCENTER #3523 Total		5.73
WPONCALL.COM	GSA Website maintenance	49.00
WPONCALL.COM Total		49.00
WWW.AMANET.ORG	CFowler - Webinar - Project Management for the Accidental Project Manager	199.00
WWW.AMANET.ORG Total		199.00
YARD HOUSE 83700083790	Lunch - Sacramento meeting PFAS	18.54
YARD HOUSE 83700083790 Total		18.54
Subtotal		55,731.47

**SCV Water - Regional Division
Credit Card Charges
Paid in October 2019**

Sum of Amount Merchant Name	Description	Total
Employee Meals		
Sum of Amount Merchant Name	Description	Total
ALBERTSONS 1360	9/06/2019 Team building BBQ Regional	117.62
ALBERTSONS 1360 Total		117.62
BJS RESTAURANTS 414	Monthly lunch with Director - M. Stone and G. Martin regarding Agency Issues	51.91
BJS RESTAURANTS 414 Total		51.91
CORNER BAKERY 0208	Lunch for staff attending Safety training.	388.64
CORNER BAKERY 0208 Total		388.64
GRAND PANDA	First Day Welcome Lunch with Megan Temp and Amy Aguer	33.03
GRAND PANDA Total		33.03
LA COCINA BAR AND GRILL	Monthly lunch with Manager - M. Stone and R. Patterson regarding Administration and Finance	34.00
LA COCINA BAR AND GRILL Total		34.00
NEWHALL REFINERY	WR staff meeting - D. Marks, S. Cole, S. Fleury & E. Velazquez	53.10
NEWHALL REFINERY Total		53.10
PANERA BREAD #204228	WR team building meeting	270.02
PANERA BREAD #204228 Total		270.02
PANERA BREAD #204229	Conservation: Bridgeport Demo Park Meeting with City of SCV and Landscape Designers	285.22
PANERA BREAD #204229 Total		285.22
PEA SOUP ANDERSEN	Breakfast during travel for ACWA JPIA Professional Development Program Course on 9-25-19	17.00
PEA SOUP ANDERSEN Total		17.00
SPROUTS FARMERS MARKET	9/06/2019 Team building BBQ Regional	104.44
SPROUTS FARMERS MARKET Total		104.44
SQ LIMA LIMON GOSQ	New employee lunch. Joey Campos	72.95
SQ LIMA LIMON GOSQ Total		72.95
TOPPERS PIZZA PLACE VALENCIA	Rich Kreiger retirement lunch party	219.82
TOPPERS PIZZA PLACE VALENCIA Total		219.82
VALLARTA SUPRMRKTS VFE19	9/20/2019 Team building BBQ Regional	199.96
VALLARTA SUPRMRKTS VFE19 Total		199.96
VONS #3325	Breakfast Meeting with Executive Team and CPS HR Consulting, Jennifer Ramos.	20.96
VONS #3325 Total		20.96
WOLF CREEK RESTAURANT & B	Kick-Off Lunch Meeting with CPS HR Consulting- Jennifer Ramos, Linda Pointer, Jenny Joo and JoAnna Brison.	72.04
WOLF CREEK RESTAURANT & B Total		72.04
Subtotal		1,940.71
Grand Total		57,672.18

NWD Credit Card Register - American Express
For the month ending October 31, 2019

Merchant Name	Description	Total
Amazon Web Services	AWS Service	8.17
GoDaddy.com	Web Hosting	2.99
Olive Garden	Catering - FMIS Demo 10/1	372.82
Sam's Flaming Grill	Catering - FMIS Demo 10/2	450.10
Buca Di Beppo	Catering - FMIS Demo 10/3	717.88
Wood Ranch Valencia	Catering - FMIS Demo 10/4	463.48
Stonefire Grill	Catering - FMIS Demo 10/9	525.88
EIG*Constant Contact	Monthly Electronic Newsletter Database	125.00
WEB*Networksolutions	Web Hosting & Web Forwarding	13.98
Audible US	Audio Book	12.95
Twilio, Inc.	Computer Supplies	10.78
Total American Express		2,704.03

SCV WATER
Santa Clarita Water Division
Credit Card Register
From: October 1, 2019 to October 31, 2019

Merchant Name	Description	Amount
Albertsons	Active Shooter Awareness Training at RVWTP location	\$16.99
ALBERTSONS TOTAL		\$16.99
American Water College	Water Treatment Certificate program - J. Rosales	\$2,495.00
	Water Treatment Certificate program - D. Takashima	\$2,495.00
AMERICAN WATER COLLEGE TOTAL		\$4,990.00
Amtrak	AFC19 Conference/CA NVWARN Meeting - San Diego, CA - K. Abercrombie	\$108.20
	Refund - AFC19 Conference/CA NVWARN Meeting - San Diego, CA - K. Abercrombie	-\$108.20
AMTRAK TOTAL		\$0.00
Amazon Martketplace	Parts for Production Department generators - SCADA	\$16.56
	J. Marsolais retirement	\$73.17
	Office supplies	\$13.09
	Office and kitchen supplies	\$382.96
	Parts for Production Department generators - SCADA	\$37.00
	HAWS eyewash head - RVWTP	\$723.75
	Kitchen supplies	\$21.74
AMAZON MARKETPLACE TOTAL		\$1,268.27
Apple Itunes	W. Ayros accidentally purchased a movie on his iTunes account with this P Card. He wrote a check to cover the cost.	\$5.99
APPLE ITUNES TOTAL		\$5.99
BNI Books	Green books - crew trucks	\$386.71
	Green books - office	\$229.78
BNI BOOKS TOTAL		\$616.49
Bob Hope Airport	2019 ACWA Regulatory Summit parking - Sacramento, CA - K. Abercrombie	\$10.00
BOB HOPE AIRPORT TOTAL		\$10.00
Costco	Management and Leadership training	\$73.43
	J. Marsolais retirement	\$54.72
	Snacks for various meetings	\$94.74
COSTCO TOTAL		\$222.89
Crown Trophy of Santa Clarita	Engraving for J. Marsolais retirement gift	\$120.00
CROWN TROPHY OF SANTA CLARITA TOTAL		\$120.00
CVS Pharmacy	Sympathy cards - M. Stone and J. Graves	\$13.78
CVS PHARMACY TOTAL		\$13.78
Dapper Dans Car Wash	Car wash for unit #53	\$12.00
DAPPER DANS CAR WASH TOTAL		\$12.00
Frontier Toyota	Maintenance and repair for Toyota Prius V28 (receipt part 1 of 2)	\$900.00
	Maintenance and repair for Toyota Prius V28 (receipt part 2 of 2)	\$853.23
FRONTIER TOYOTA TOTAL		\$1,753.23
L2G Epic LA	Inspection - SCWD W.O. No. S19-607 for 16465 Sierra Hwy, Canyon Country	\$550.00
L2G EPIC LA TOTAL		\$550.00

SCV WATER
Santa Clarita Water Division
Credit Card Register
From: October 1, 2019 to October 31, 2019

Merchant Name	Description	Amount
Lowe's	New modular items	\$610.33
	New modular items	\$327.41
	Modular items	\$203.39
	SCADA parts for SC1 radio	\$102.49
	SCADA parts for Bouquet Tank	\$39.29
	SCADA parts for SC1 radio	\$37.95
	New modular items	\$28.45
	SCADA parts for SC1 radio	\$21.42
	Miscellaneous supplies	\$20.67
	Replacement bolts for SCADA antenna	\$9.92
	Return - new modular items	-\$28.45
	Return	-\$43.30
LOWES TOTAL		\$1,329.57
Party City	J. Marsolais retirement	\$32.72
	J. Marsolais retirement	\$20.79
PARTY CITY TOTAL		\$53.51
Paypal	AWA CCUWC educational program - R. Bye and D. Takashima	\$75.00
PAYPAL TOTAL		\$75.00
Ralphs	Pine Street birthday celebration	\$59.19
RALPHS TOTAL		\$59.19
Sheraton Dallas	Water Quality Technology Conference - D. Takashima	\$691.56
	Water Quality Technology Conference - M. Alvord	\$691.56
SHERATON DALLAS TOTAL		\$1,383.12
Stater Bros	Executive staff meeting	\$5.80
STATER BROS TOTAL		\$5.80
Target	Storage bins for vans/ice chests for samples	\$71.15
TARGET TOTAL		\$71.15
The Home Depot	Parts and tools for unit #25	\$146.53
	Tool box liners	\$76.50
	Return - tool box liners	-\$76.50
THE HOME DEPOT TOTAL		\$146.53
Town and Country	AFC19 Conference/CA NVWARN Meeting - San Diego, CA - K. Abercrombie	\$23.00
TOWN AND COUNTRY TOTAL		\$23.00
Trader Joe's	Executive staff meeting	\$8.48
TRADER JOE'S TOTAL		\$8.48
Valencia Art and Framing	Frames for Pine Street location	\$315.72
VALENCIA ART AND FRAMING TOTAL		\$315.72
Walmart	Field supplies - sunscreen	\$71.11
	Office supplies	\$12.79
WALMART TOTAL		\$83.90

SCV WATER
Santa Clarita Water Division
Credit Card Register
From: October 1, 2019 to October 31, 2019

Merchant Name	Description	Amount
Employee Meals	CALIFORNIA PIZZA KITCHEN - Lunch meeting regarding PFAS Treatment - K. Abercrombie and M. Stone	\$38.97
	COLDSTONE - Pine Street birthday celebration	\$106.92
	CORNER BAKERY - Management and Leadership training	\$598.35
	FLAME & SKEWERS - Management and Leadership training	\$477.23
	IKES LOVE AND SANDWICHES - Meeting with DDW regarding Well 201 Permit - K. Abercrombie, M. Stone, and S. Cole	\$64.79
	JIMMY DEANS BURGER - Active Shooter Awareness training at Pine Street location	\$344.62
	PANERA BREAD - Executive staff meeting	\$168.80
	PANERA BREAD - CPS HR consulting orientation staff meeting	\$423.95
	PANERA BREAD - Active Shooter Awareness training at RVWTP location	\$410.37
	PANERA BREAD - Active Shooter Awareness training at Summit Circle location	\$348.45
	PANERA BREAD - Executive staff meeting	\$175.29
	RATTLERS BAR-B-QUE - End-of-assignment lunch - T. Romero, B. Payne, M. Aragon, and E. Blanford	\$101.58
	RATTLERS BAR-B-QUE - Lunch meeting regarding upcoming DWR shutdown - K. Abercrombie and G. Haggin	\$33.86
	STONEFIRE GRILL - Management and Leadership training	\$500.96
	EMPLOYEE MEALS TOTAL	
CREDIT CARD GRAND TOTAL		\$16,928.75

**SCV Water
Valencia Water Division
Credit Card Register
As of October 31, 2019**

Wells Fargo MasterCard

Merchant Name	Description	Total
Smart and Final	Coffee Supplies	17.97
Cheesecake Factory	Working Lunch / C.Perez & M. Stone	48.00
Grand Total - Wells Fargo MasterCard		65.97

[This page intentionally left blank.]

Wire Disbursements

[This page intentionally left blank.]

SCV Water
All Divisions
Outgoing Wire Transfers / ACHs
From: October 1, 2019 through October 31, 2019

<u>Wire/ACH Recipient</u>	<u>Regional Division</u> <u>Description</u>	<u>Amount</u>
LAIF	Wire Txfr Regional Funds to LAIF	\$ 4,500,000.00
LAIF	Wire Txfr Regional Funds to LAIF	4,000,000.00
LAIF	Wire Txfr SCWD Funds to LAIF	4,000,000.00
LAIF	Wire Txfr VWD Funds to LAIF	1,500,000.00
Bank of New York	Purchase \$1.295 million SemWtr Gov't Bond 2.262%, Maturing 12/1/23 CUSIP 81684LDH6; Non-callable	1,302,044.80
Bank of New York	Purchase \$1.1 million San Diego Successor Agency 3.0% Matures 9/1/24 CUSIP 79730WBM1; Non-callable	1,152,704.67
Payroll - Directors & EE's	Pay Date 10/18	610,850.24
Paychex	Paychex - 11/1 Pay date (ACH'd to the bank 10/31)	603,017.61
Payroll - Employees	Pay Date 10/4	592,967.19
CalPERS	October Medical - Directors & Employees	223,862.12
IRS / EDD	Taxes & Withholdings - 10/18 Pay date	169,485.97
IRS / EDD	Taxes & Withholdings - 11/1 Pay date (ACH'd to the bank 10/31)	165,777.73
IRS / EDD	Taxes & Withholdings - 10/4 Pay date	164,106.65
CalPERS	Retirement - 9/20 Pay date	118,260.49
CalPERS	Retirement - 9/6 Pay date	117,367.84
Lincoln	Deferred Comp - 10/4 Pay date	79,824.59
Lincoln	Deferred Comp - 10/18 Pay date	78,502.28
IGOE / MBI	Retiree Medical Reimbursements	35,874.78
Fleet Cor	Fuel for Vehicle Fleet - Oct	10,499.25
Fleet Cor	Fuel for Vehicle Fleet - Sept	7,380.66
Wells Fargo Bank	Client Analysis Service Charge	1,957.24
Conexis / WageWorks	FSA Reimbursements	1,341.73
Paychex	Cobra Fees Oct 19	317.59
	Total	<u>\$ 19,436,143.43</u>

<u>Newhall Water Division</u>		
<u>Wire Recipient</u>	<u>Description</u>	<u>Amount</u>
M. Stambaugh	Mammoth Cell Lease	\$ 6,426.76
Infosend, Inc	Bill Preparation and Postage	7,523.24
Transaction Warehouse	Web Payment Fee	7,127.40
	Total	<u>\$ 21,077.40</u>

<u>Santa Clarita Water Division</u>		
<u>Wire Recipient</u>	<u>Description</u>	<u>Amount</u>
Regional Division	LAIF Investment Deposit	\$ 4,000,000.00
Southern Ca Edison	Monthly Electric Sept-Oct	175,407.04
	Total	<u>\$ 4,175,407.04</u>

<u>Valencia Water Division</u>		
<u>Wire Recipient</u>	<u>Description</u>	<u>Amount</u>
Regional Division	LAIF Investment Deposit	\$ 1,500,000.00
	Total	<u>\$ 1,500,000.00</u>

[This page intentionally left blank.]

Director Stipends

[This page intentionally left blank.]

Director Lynne Plambeck

Date	Meeting	Amount
10/01/19	Regular Board Meeting	\$228.15
10/03/19	SCVEDC Public Officials Night	\$228.15
10/10/19	Special Engineering and Operations Committee Meeting	\$228.15
10/15/19	Regular Board Meeting	\$228.15
10/17/19	Public Outreach and Legislation Committee Meeting	\$228.15
10/23/19	SoCal Water Dialogue	\$228.15
10/24/19	State of the City Luncheon	\$228.15
	Stipend Total	\$1,597.05
	Total Paid Days	7
	Total Meetings	7

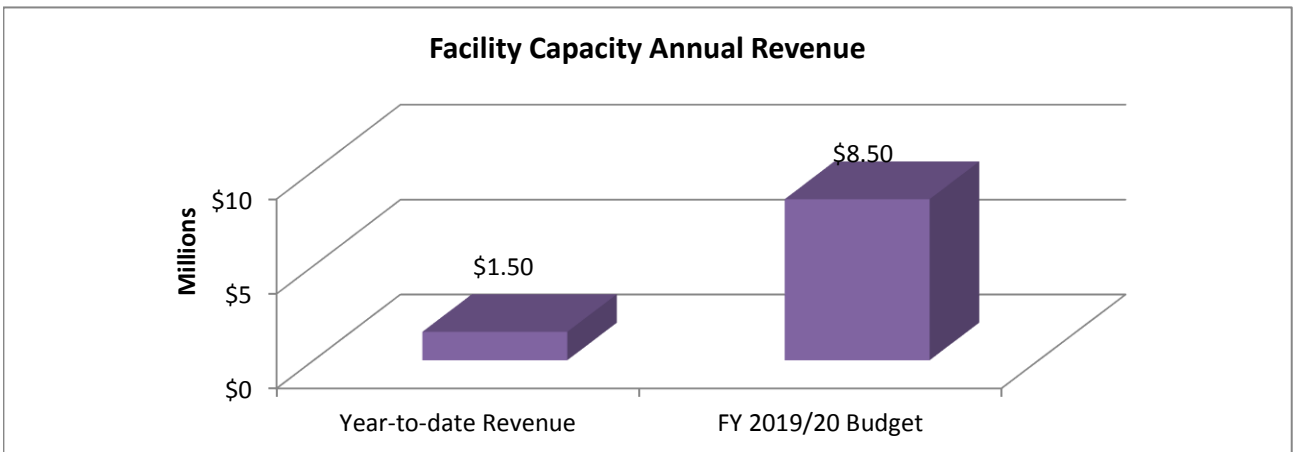
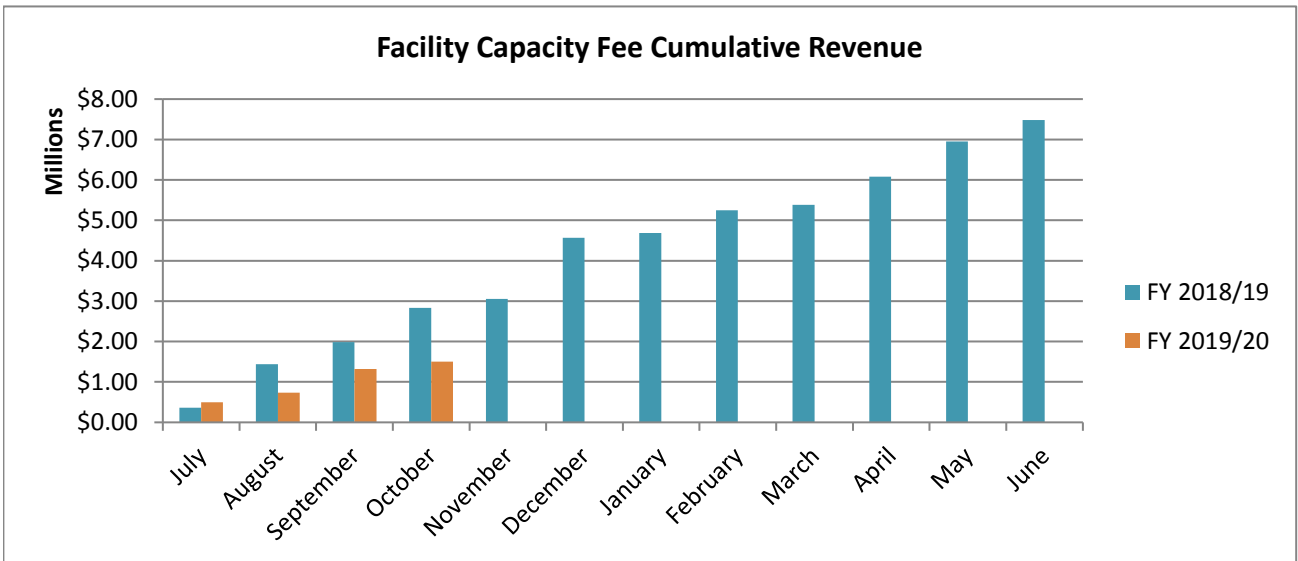
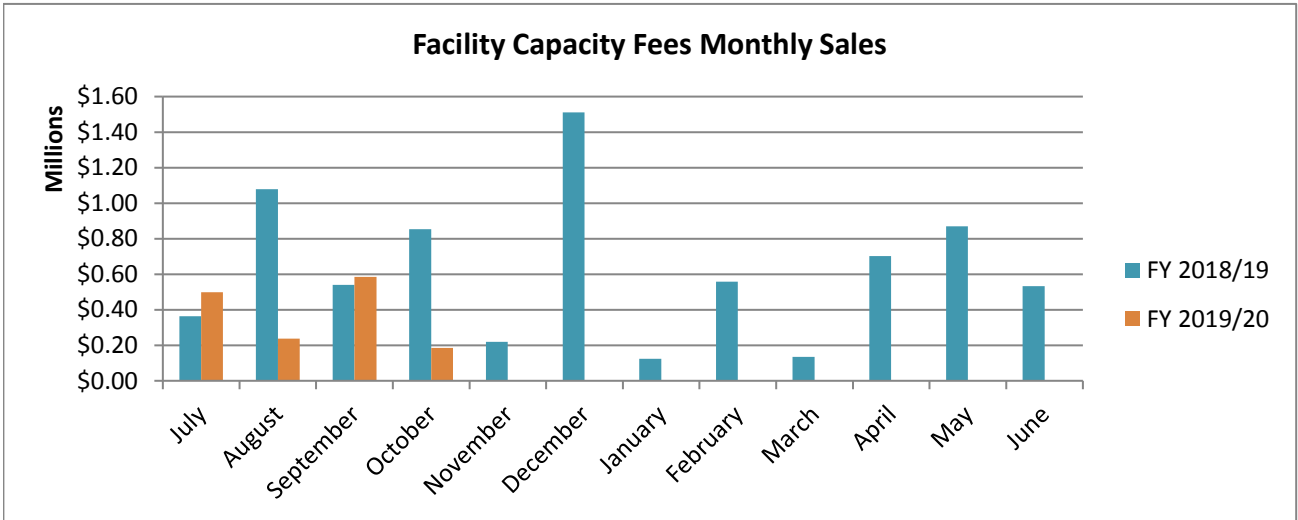
TOTAL PAID DAYS	81
TOTAL MEETINGS	87
TOTAL STIPENDS	\$18,480.15

[This page intentionally left blank.]

Facility Capacity Fee Revenues

[This page intentionally left blank.]

REGIONAL DIVISION FACILITY CAPACITY FEE REVENUES FY 2019/20 as of October 31, 2019



[This page intentionally left blank.]

Variable Rate Demand Obligations

[This page intentionally left blank.]

2008A VRDO Performance

Date	Bond Rate	Bond Rate including fees	Rate Decrease**
7/16/2014	0.04%	4.10%	
7/23/2014	0.05%	4.11%	
7/30/2014	0.05%	0.60%	Swap termination.
11/8/2017	0.90%	1.45%	2.66%
11/15/2017	0.90%	1.45%	2.66%
11/22/2017	0.94%	1.49%	2.62%
11/29/2017	0.94%	1.49%	2.62%
12/6/2017	0.96%	1.51%	2.60%
12/13/2017	1.08%	1.63%	2.48%
12/20/2017	1.38%	1.93%	2.18%
12/27/2017	1.60%	2.15%	1.96%
1/3/2018	1.40%	1.95%	2.16%
1/10/2018	1.28%	1.83%	2.28%
1/17/2018	1.15%	1.70%	2.41%
1/24/2018	1.04%	1.59%	2.52%
1/31/2018	0.99%	1.54%	2.57%
2/7/2018	0.88%	1.43%	2.68%
2/14/2018	0.93%	1.48%	2.63%
2/21/2018	1.00%	1.55%	2.56%
2/28/2018	1.03%	1.58%	2.53%
3/7/2018	1.04%	1.59%	2.52%
3/14/2018	1.11%	1.66%	2.45%
3/21/2018	1.28%	1.83%	2.28%
3/28/2018	1.46%	2.01%	2.10%
4/4/2018	1.53%	2.08%	2.03%
4/11/2018	1.58%	2.13%	1.98%
4/18/2018	1.67%	2.22%	1.89%
4/25/2018	1.64%	2.19%	1.92%
5/2/2018	1.51%	2.06%	2.05%
5/9/2018	1.35%	1.90%	2.21%
5/16/2018	1.20%	1.75%	2.36%
5/23/2018	0.95%	1.50%	2.61%
5/30/2018	0.83%	1.38%	2.73%
6/6/2018	0.83%	1.38%	2.73%
6/13/2018	1.15%	1.70%	2.41%
6/20/2018	1.30%	1.85%	2.26%
6/27/2018	1.30%	1.85%	2.26%
7/4/2018	0.95%	1.50%	2.61%
7/11/2018	0.90%	1.45%	2.66%
7/18/2018	0.85%	1.40%	2.71%
7/25/2018	0.69%	1.24%	2.87%
8/1/2018	1.09%	1.64%	2.47%
8/8/2018	1.22%	1.77%	2.34%
8/15/2018	1.26%	1.81%	2.30%
8/22/2018	1.28%	1.83%	2.28%
8/29/2018	1.28%	1.83%	2.28%
9/5/2018	1.25%	1.80%	2.31%
9/12/2018	1.24%	1.79%	2.32%
9/19/2018	1.24%	1.79%	2.32%
9/26/2018	1.29%	1.84%	2.27%
10/3/2018	1.27%	1.82%	2.29%
10/10/2018	1.26%	1.81%	2.30%
10/17/2018	1.29%	1.84%	2.27%

2008A VRDO Performance

Date	Bond Rate	Bond Rate including fees	Rate Decrease**
10/24/2018	1.29%	1.84%	2.27%
10/31/2018	1.28%	1.83%	2.28%
11/7/2018	1.28%	1.83%	2.28%
11/14/2018	1.32%	1.87%	2.24%
11/21/2018	1.34%	1.89%	2.22%
11/28/2018	1.35%	1.90%	2.21%
12/5/2018	1.29%	1.84%	2.27%
12/12/2018	1.28%	1.83%	2.28%
12/19/2018	1.33%	1.88%	2.23%
12/26/2018	1.38%	1.93%	2.18%
1/2/2019	1.30%	1.85%	2.26%
1/9/2019	1.00%	1.55%	2.56%
1/16/2019	1.00%	1.55%	2.56%
1/23/2019	1.00%	1.55%	2.56%
1/30/2019	1.21%	1.76%	2.35%
2/6/2019	1.25%	1.80%	2.31%
2/13/2019	1.45%	2.00%	2.11%
2/20/2019	1.52%	2.07%	2.04%
2/27/2019	1.56%	2.11%	2.00%
3/6/2019	1.47%	2.02%	2.09%
3/13/2019	1.42%	1.97%	2.14%
3/20/2019	1.37%	1.92%	2.19%
3/28/2019	1.30%	1.85%	2.26%
4/3/2019	1.29%	1.84%	2.27%
4/10/2019	1.33%	1.88%	2.23%
4/17/2019	1.80%	2.35%	1.76%
4/24/2019	2.20%	2.75%	1.36%
5/1/2019	1.85%	2.40%	1.71%
5/8/2019	1.28%	1.83%	2.28%
5/15/2019	1.09%	1.64%	2.47%
5/22/2019	1.03%	1.58%	2.53%
5/29/2019	1.03%	1.58%	2.53%
6/5/2019	1.02%	1.57%	2.54%
6/12/2019	1.41%	1.96%	2.15%
6/19/2019	1.41%	1.96%	2.15%
6/26/2019	1.41%	1.96%	2.15%
7/3/2019	1.05%	1.60%	2.51%
7/10/2019	0.92%	1.47%	2.64%
7/17/2019	1.10%	1.65%	2.46%
7/24/2019	1.29%	1.84%	2.27%
7/31/2019	1.29%	1.84%	2.27%
8/7/2019	1.11%	1.66%	2.45%
8/14/2019	1.15%	1.70%	2.41%
8/21/2019	1.19%	1.74%	2.37%
8/28/2019	1.19%	1.74%	2.37%
9/4/2019	1.10%	1.65%	2.46%
9/11/2019	1.12%	1.67%	2.44%
9/18/2019	1.18%	1.73%	2.38%
9/25/2019	1.27%	1.82%	2.29%
10/2/2019	1.26%	1.81%	2.30%
10/9/2019	1.22%	1.77%	2.34%
10/16/2019	1.05%	1.60%	2.51%
10/23/2019	0.97%	1.52%	2.59%
10/30/2019	0.89%	1.44%	2.67%

Director Reimbursements

[This page intentionally left blank.]

CA Govt. Code Section 53065.5

List of Reimbursement for "Individual Charges" = \$100 or more

Annual Disclosure for Fiscal Year 19/20

DIRECTORS

P- Card (VISA) Transactions Updated as of: 9/30/19 - **Sept P-Card transactions affect Oct cash.

Date of Reimbursement	Recipient of Reimbursement	Reason for Reimbursement	Amount of Reimbursement
10/11/19	Atkins, B.J.	ACWA - 7/11/19-9/30/19 - Travel Expense (Mileage)	115.30
10/11/19	Kelly, R.J.	CSDA Meeting - 9/24/19-9/28/19 - Expense (Lodging/Meals)	1,077.04
10/11/19	Kelly, R.J.	CSDA Meeting - 9/24/19-9/28/19 - Travel Expense (Mileage)	133.26
			1,325.60

[This page intentionally left blank.]

Finance and Administration Committee Planning Calendar FY 2019/20

	Item	Author	PowerPoint Presentation (Y/N/Length)	Dec 16 Comm	Dec 17 Board	Dec 23 SPECIAL	Jan 7 Board	Jan 13 SPECIAL	Feb 4 Board	Feb 10 SPECIAL	Mar 3 Board	Mar 16 Comm	April 7 Board	April 20 Comm	May 5 Board	May 18 Comm	June 2 Board	June 15 Comm
28	Recommend Approval of Revised Facility Capacity Fees (FCF)	EC	Yes - 15 min															
29	Review Draft Community Facilities District (CFD) Policy	EC	None															
30	Recommend Approval of (1) Fully Funding OPEB Obligations and (2) Consolidating Accounts into One Trust Account	RP	None		P													
31	Continue Discussion of Debt Refinancing Options	EC	Yes - 15 min		P													
32	Recommend Receiving and Filing of September 2019 Monthly Financial Report (consent)	RP	None		P													
33	Recommend Approval of Revised Facility Capacity Fees (FCF)	EC	Yes - 15 min	P		P												
34	Recommend Approval of a Ticket Distribution Policy (consent)	RP	None	P			P											
35	Recommend Receiving and Filing of October 2019 Monthly Financial Report (consent)	RP	None	P			P											
36	Review Draft Community Facilities District (CFD) Policy	EC	None					P	P									
37	Recommend Approval of a Contract with (Enter Company Here) for Finance and Accounting Software	RP	None					P	P									
38	Recommend Approval of a Resolution Approving a Preliminary Official Statement and Authorizing Certain Other Documents and Actions in Connection with the Issuance of the Series 2020A Revenue Bonds	EC	None					P	P									
39	Recommend Approval of Re-Adoption of Investment Policy (consent)	RP	None					P	P									
40	Review Strategic Plan Performance Metrics	EC	Yes - 10 min					P	P									
41	Recommend Receiving and Filing of SCV Water June 30, 2019 Financial Statement (consent)	RP	None					P	P									
42	Quarterly Review of Financial Forecast	EC	Yes - 15 min							P								
43	Discuss Retail Cost-of-Service and Rate Design	EC	Yes - 10 min								P							

ITEM NO.
5

Finance and Administration Committee Planning Calendar

FY 2019/20

Item	Author	PowerPoint Presentation (Y/N/Length)	Dec 16 Comm	Dec 17 Board	Dec 23 SPECIAL	Jan 7 Board	Jan 13 SPECIAL	Feb 4 Board	Feb 10 SPECIAL	Mar 3 Board	Mar 16 Comm	April 7 Board	April 20 Comm	May 5 Board	May 18 Comm	June 2 Board	June 15 Comm
44	EC	None							P	P							
45	RP	None							P								
46	RP	None							P								
47	RP	None							P	P							
48	RP	None							P	P							
49	RP	None							P	P							
50	RP	None									P	P					
51	RP	Yes - 30 min									P	P					
52	RP	None									P	P					
53	RP	None									P	P					
54	RP	None											P	P			
55	RP	Yes - 30 min											P	P			
56	RP	None											P	P			
57	RP	None											P			P	
58	RP	None											P	P			
59	RP	None											P	P			
60	EC	Yes - 15 min															P
61	EC	Yes - 15 min															P

Finance and Administration Committee Planning Calendar

FY 2019/20

	Item	Author	PowerPoint Presentation (Y/N/Length)	Dec 16 Comm	Dec 17 Board	Dec 23 SPECIAL	Jan 7 Board	Jan 13 SPECIAL	Feb 4 Board	Feb 10 SPECIAL	Mar 3 Board	Mar 16 Comm	April 7 Board	April 20 Comm	May 5 Board	May 18 Comm	June 2 Board	June 15 Comm	
62	Discuss Retail Cost-of-Service and Rate Design	EC	Yes - 15 min																
63	Recommend Receiving and Filing of March 2020 Monthly Financial Report (consent)	RP	None														P		
64	Recommend Approval of Resolutions Setting Santa Clarita Valley Water Agency Tax Rate for FY 2020/21 and Requesting Levy of Tax by Los Angeles County and Ventura County	RP	None																P
65	Recommend Approval of Resolution Authorizing July 2020 Water Supply Contract Payment	RP	None																P
66	Continue Discussion of Wholesale Cost-of-Service and Rate Design	EC	Yes - 15 min																P
67	Continue Discussion of Retail Cost-of-Service and Rate Design	EC	Yes - 15 min																P
68	Recommend Receiving and Filing of April 2020 Monthly Financial Report (consent)	RP	None																P

[This page intentionally left blank.]