




Date: November 7, 2019

To: **Finance and Administration Committee**
Dan Mortensen, Chair
B. J. Atkins
Ed Colley
Robert DiPrimio
Maria Gutzeit
R. J. Kelly

From: Eric Campbell 
Chief Financial and Administrative Officer

A meeting of the **Finance and Administration Committee** is scheduled to meet on **Monday, November 18, 2019 at 6:00 PM** at **Rio Vista Water Treatment Plant** located at 27234 Bouquet Canyon Road, Santa Clarita, CA 91350 in the Training Room.

MEETING AGENDA

<u>ITEM</u>		<u>PAGE</u>
1.	Public Comments	
2. *	Recommend Approval of Revised Facility Capacity Fee (FCF) Rates	3
3. ♦	Review Draft Community Facilities District (CFD) Policy	
4. ♦	Recommend Approval of (1) Fully Funding OPEB Obligations and (2) Consolidating Accounts into One Trust Account	
5.	Continue Discussion of Debt Refinancing Options	
6. *	Recommend Receiving and Filing of September 2019 Monthly Financial Report	7
7. *	Committee Planning Calendar	91
8.	General Report on Finance and Administration Activities	
9.	Adjournment	

- * Indicates attachments
- To be distributed

NOTICES:

Any person may make a request for a disability-related modification or accommodation needed for that person to be able to participate in the public meeting by telephoning (661) 297-1600, or writing to Santa Clarita Valley Water Agency at 27234 Bouquet Canyon Road, Santa Clarita, CA 91350. Requests must specify the nature of the disability and the type of accommodation requested. A telephone number or other contact information should be included so that Agency staff may discuss appropriate arrangements. Persons requesting a disability-related accommodation should make the request with adequate time before the meeting for the Agency to provide the requested accommodation.

Pursuant to Government Code Section 54957.5, non-exempt public records that relate to open session agenda items and are distributed to a majority of the Board less than seventy-two (72) hours prior to the meeting will be available for public inspection at the Santa Clarita Valley Water Agency, located at 27234 Bouquet Canyon Road, Santa Clarita, California 91350, during regular business hours. When practical, these public records will also be made available on the Agency's Internet Website, accessible at <http://www.yourscvwater.com>.

Posted on November 7, 2019.





COMMITTEE MEMORANDUM

DATE: November 7, 2019

TO: Finance and Administration Committee

FROM: Eric Campbell *EC*
Chief Financial and Administrative Officer

SUBJECT: Recommend Approval of Revised Facility Capacity Fee (FCF) Rates

SUMMARY

The Agency has concluded its 2020 Facility Capacity Fee (FCF) Study, which is updated every 2-3 years. The last FCF study was completed in 2017. The results of the 2017 Study were modified in 2018 by implementing a discount for meter connections smaller than one inch. While the Study has been completed and staff recommendations have been presented to key stakeholders and the Ratepayer Advocate, a formal record of the study will not be ready for publication until December 2019. The new FCF rates will take effect January 1, 2020.

DISCUSSION

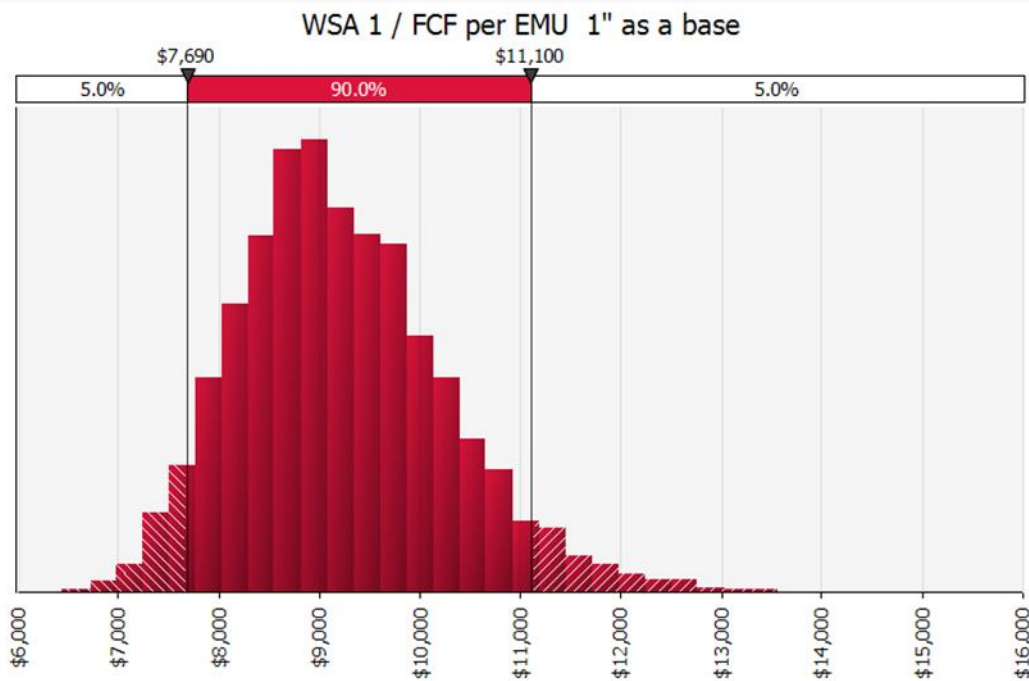
With a new Finance team in place at the Agency, there were some changes to the process of engaging key stakeholders during the FCF study process. A group of stakeholders comprised of the Building Industry Association (BIA), Santa Clarita Valley Economic Development Corporation, Santa Clarita Valley Chamber of Commerce, FivePoint Holdings, and JSB Development met with Agency staff seven times over the eleven months of the FCF Study. The purpose of these meetings was to inform, educate, and collaborate ideas and concerns over the determination of the FCF. At the final meeting in October 2019, staff and the Ratepayer Advocate presented their recommendations to the key stakeholders.

The FCF provides the funds to pay for the cost of capital expenditures related to new users. The proposed FCF will provide the funds to pay for the cost of approximately \$111 million in capital expenditures through system build-out (estimated to be 2050) related to new users. Note that this is the portion of the capital improvement program (CIP) that is allocated to major capital projects that support growth. A portion of these major capital projects is also allocated to existing users and is not included in the FCF calculation. Additional components of the CIP including minor capital projects and replacement projects are allocated to and funded by existing users and are not included in the FCF calculations.

The largest challenge regarding the FCF is that while there is certainty in the timing of the costs incurred, there is no certainty in the timing of FCF revenue generation. As a result of this challenge a financial model was developed that considered the concept of uncertainty in cost (primarily the cost to finance the capital projects) and future population growth (influences the number of meter connections). The model produces a set of fees that, if they were all prepaid before the next study update, would generate enough revenue to cover the costs for complete buildout that were allocated to growth. The model was run 5,000 times using randomly selected inputs for future financing rates and the rate of growth in meter connections driven by expected population growth. These randomly generated factors were limited to plausible ranges of

variation and vetted by the Ratepayer Advocate. The 5,000 iteration results were summarized into a histogram chart that can be used to show the base FCF for each Water Service Area (WSA) for a given level of confidence. Figure 1 is an illustrative example of the model results for WSA 1.

Figure 1



FINANCIAL CONSIDERATIONS

The financial model used for updating the FCF produces a range of plausible fees. The histogram of fees generated by the model can be analyzed in terms of the likelihood that a specific fee would be adequate if selected and all fees were prepaid in 2020. A sensitivity analysis was prepared to provide insight into the relationship of the selection of an FCF and the likelihood that it will be sufficient (Figure 2 and Table 1).

Figure 2

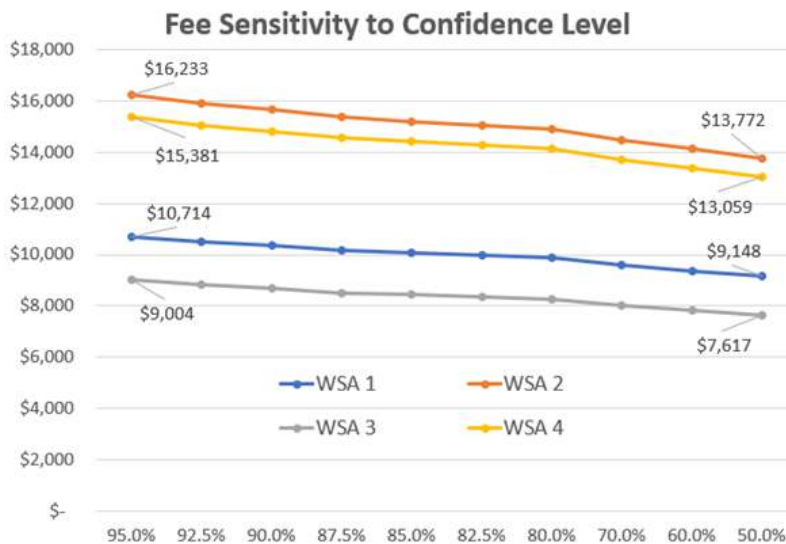


Table 1: FCF at Varying Confidence Intervals

Confidence Interval	WSA 1	WSA 2	WSA 3	WSA 4
95.0%	\$ 10,714	\$ 16,233	\$ 9,004	\$ 15,381
92.5%	\$ 10,496	\$ 15,892	\$ 8,813	\$ 15,060
90.0%	\$ 10,339	\$ 15,645	\$ 8,674	\$ 14,826
87.5%	\$ 10,157	\$ 15,363	\$ 8,515	\$ 14,560
85.0%	\$ 10,055	\$ 15,202	\$ 8,425	\$ 14,408
82.5%	\$ 9,966	\$ 15,061	\$ 8,345	\$ 14,275
80.0%	\$ 9,874	\$ 14,918	\$ 8,264	\$ 14,140
70.0%	\$ 9,595	\$ 14,477	\$ 8,015	\$ 13,724
60.0%	\$ 9,369	\$ 14,119	\$ 7,813	\$ 13,386
50.0%	\$ 9,148	\$ 13,772	\$ 7,617	\$ 13,059

Staff's recommendation is to use the FCF at the 95% level of confidence shown in Table 2.

Table 2: Staff Recommended Facility Capacity Fee Update by WSA

95% Confidence Scenario					
WSA	Total Revenue Requirement	Growth in EMUs	Proposed Fee for 1"	Current Fee for 1"	Change %
WSA 1	\$ 183,828,708	17,158	\$10,714	\$11,476	-6.6%
WSA 2	\$ 99,980,328	6,159	\$16,233	\$16,124	0.7%
WSA 3	\$ 182,228,069	20,238	\$9,004	\$9,745	-7.6%
WSA 4	\$ 6,766,898	440	\$15,381	\$18,192	-15.5%
	<u>472,804,003</u>	<u>43,995</u>			

RECOMMENDATION

The Finance and Administration Committee recommends that the Board of Directors approve revised Facility Capacity Fee (FCF) rates.

EC

[This page intentionally left blank.]



Monthly Financial Report

SEPTEMBER 2019

[This page intentionally left blank.]

SCV Water - Regional
Statement of Revenues and Expenses
For the 3rd Period Ending 9.30.19

(in \$000)

	(A)			(B)			(C)			(D)	(E)	(F)	(G)
	Current Period			Current Period			Year-to-Date						
	Actual	Budget	Variance	Actual	Budget	Variance	Actual	Budget	Variance				
(1)	\$2,517	\$2,223	\$294	Water Sales			\$7,224	\$7,224	\$497	7%	(1)		
(2)	\$2,517	\$2,223	\$294	Total Operating Revenues			\$7,224	\$7,224	\$497	7%	(2)		
(3)	126	148	(22)	Operating Expenses									
(4)	294	457	(163)	Management			442	442	(142)	(32%)	(3)		
(5)	111	123	(12)	Administration			1,368	1,368	(490)	(36%)	(4)		
(6)	245	315	(70)	Engineering			368	368	(72)	(20%)	(5)		
(7)	74	93	(19)	Maintenance			825	825	(223)	(27%)	(6)		
(8)	277	586	(309)	Water Quality & Regulatory Affairs			251	251	(28)	(11%)	(7)		
(9)	603	426	177	Water Resources			915	915	(250)	(27%)	(8)		
(10)	\$1,730	\$2,148	(\$418)	Water Treatment Operations			1,279	1,279	(8)	(1%)	(9)		
(11)	\$787	\$75	\$712	Total Operating Expenses			\$5,448	\$5,448	(\$1,213)	(22%)	(10)		
(12)	\$1,871	\$2,009	(\$138)	Net Operating Revenues (Expenses)			\$1,776	\$1,776	\$1,710	96%	(11)		
(13)	(260)	(1,477)	1,217	Non-Operating Revenues and (Expenses)									
(14)	(6)	(17)	11	Non-Operating Revenues			\$3,500	\$3,500	(\$826)	(24%)	(12)		
(15)	\$1,605	\$515	\$1,090	Capital Improvement Projects			(4,431)	(4,431)	2,443	(55%)	(13)		
(16)	\$2,392	\$590	\$1,802	Debt Service			(19,974)	(19,974)	5	(8%)	(14)		
				Net Non-Operating Revenues and (Expenses)			(\$20,905)	(\$20,905)	\$1,622	(8%)	(15)		
				Increase (Decrease) in Net Position			(\$19,129)	(\$19,129)	\$3,332	(17%)	(16)		

SCV Water - Retail
Statement of Revenues and Expenses
For the 3rd Period Ending 9.30.19

(in \$000)

	(A)			(B)			(C)		
	Actual	Budget	Variance	Actual	Budget	Variance	Actual	Budget	Variance
	Current Period								
(1)	\$8,591	\$7,554	\$1,037						
(2)	211	200	11						
(3)	<u>\$8,802</u>	<u>\$7,754</u>	<u>\$1,048</u>						
	Operating Revenues								
(4)	2,619	2,477	142						
(5)	745	708	37						
(6)	181	216	(35)						
(7)	687	556	131						
(8)	205	266	(61)						
(9)	77	119	(42)						
(10)	594	782	(188)						
(11)	<u>5,108</u>	<u>5,124</u>	<u>(16)</u>						
(12)	<u>\$3,694</u>	<u>\$2,630</u>	<u>\$1,064</u>						
	Total Operating Expense								
	Operating Revenue Over/(Under) Operating Expenses								
(13)	172	241	(69)						
(14)	(521)	(1,055)	534						
(15)	(593)	(2,974)	2,380						
(16)	<u>(942)</u>	<u>(3,788)</u>	<u>2,845</u>						
(17)	<u>\$2,752</u>	<u>(\$1,158)</u>	<u>\$3,909</u>						
	Nonoperating Revenue and Expenses								
	Total Non-Operating Revenues and (Expense)								
	Total Change in Net Position								

	(D)			(E)			(F)			(G)
	Actual	Budget	Variance	Actual	Budget	Variance	Actual	Budget	Variance	
	Year-to-Date									
(1)	\$24,747	\$23,086	\$1,661							7%
(2)	642	600	42							7%
(3)	<u>\$25,389</u>	<u>\$23,686</u>	<u>\$1,703</u>							7%
	Operating Revenues									
(4)	8,007	7,441	566							8%
(5)	2,024	2,128	(104)							(5%)
(6)	531	649	(118)							(18%)
(7)	1,684	1,693	(9)							(1%)
(8)	522	802	(280)							(35%)
(9)	184	356	(172)							(48%)
(10)	1,953	2,428	(475)							(20%)
(11)	<u>\$14,904</u>	<u>\$15,497</u>	<u>(\$592)</u>							(4%)
(12)	<u>\$10,485</u>	<u>\$8,189</u>	<u>\$2,295</u>							28%
	Nonoperating Revenue and Expenses									
(13)	502	107	395							369%
(14)	(1,575)	(2,016)	441							(22%)
(15)	(4,036)	(5,419)	(41)							1%
(16)	<u>(5,109)</u>	<u>(7,328)</u>	<u>795</u>							(11%)
(17)	<u>\$5,376</u>	<u>\$861</u>	<u>\$3,090</u>							

Regional Division
Cash and Investment Summary
9/30/19

	Balance	Percent of Total	Average Remaining Life Days	Weighted Average Yield
<u>Agency Funds</u>				
Cash & Sweep Account	\$ 4,283,780	2.83%	-	1.809%
LAIF - Regional (excludes Retail Divisions)	8,843,512	5.85%	-	2.280%
LACPIF	46,409,094	30.66%	-	2.040%
California GO Bonds	5,044,910	3.33%	1,554	2.879%
Federal Agencies	74,000,000	48.90%	472	1.589%
Total Agency	<u>138,581,296</u>			
<u>Capital Improvement Project Funds</u>				
Cash & Sweep Account	\$ 589,025	0.39%	-	1.809%
LAIF	5,183,030	3.42%	-	2.280%
Federal Agencies	6,998,500	4.62%	714	1.821%
Total CIP	<u>12,770,555</u>			
Total Cash and Investment	<u><u>\$ 151,351,851</u></u>	<u>100.00%</u>		1.852%

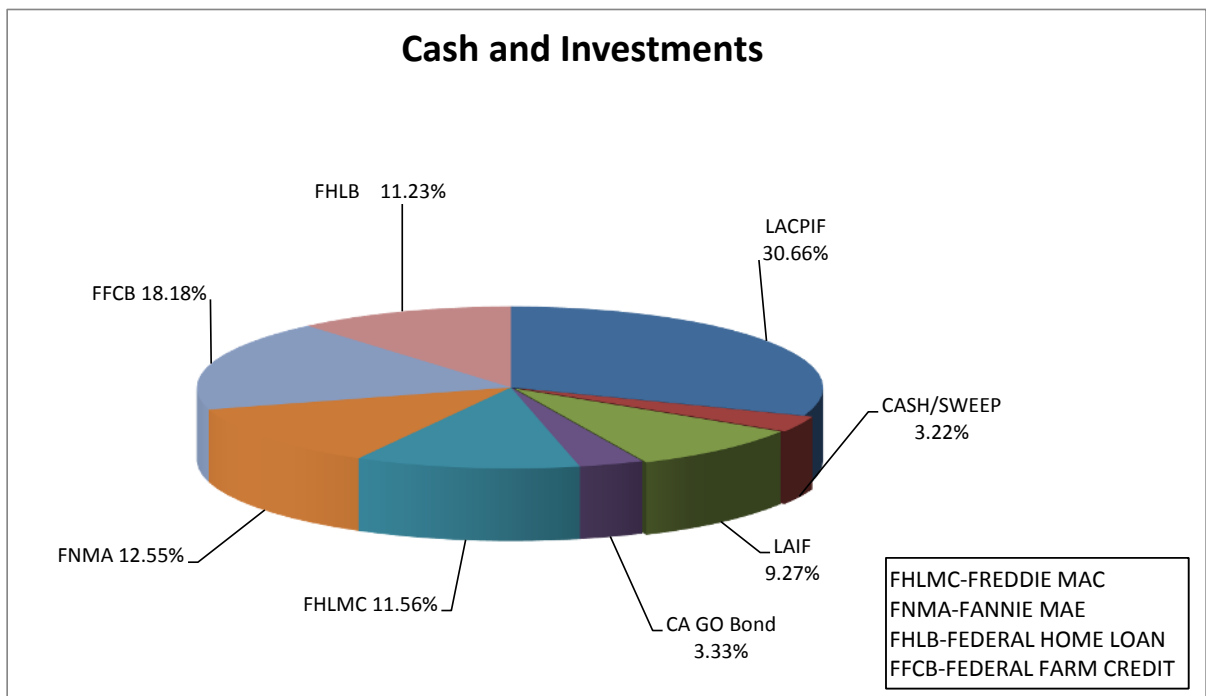
I certify that all investment actions executed since the last investment report have been made in full compliance with the Investment Policy as adopted by the Board of Directors, and that the Agency will meet its expenditure obligations for the next 6 months as required by Government Code Section 53646(b)(2) and (3), respectively.



Rochelle Patterson
Treasurer/Director of Finance & Administration



Amy Aguer
Controller



9/30/19

Regional Division General Funds Invested:

<u>Description</u>	<u>Cost</u>	<u>Rate</u>	<u>Yield</u>	<u>Purchase Date</u>	<u>Maturity Date</u>	<u>Life Days</u>	<u>Rem. Days</u>	<u>Average Interest</u>
State of California GO Bonds	1,946,780	2.250%	2.862%	01/25/19	10/01/23	1710	1462	43,803
State of California GO Bonds	3,098,130	2.890%	2.890%	05/28/19	04/01/24	1770	1645	89,536
	<u>\$ 5,044,910</u>						<u>3107</u>	<u>133,339</u>
		Weighted Avg Yield	<u>2.879%</u>			Avg Remaining Life	<u>1,554</u>	Days

Federal Government Agency Investment Portfolio

FHLB	5,000,000	1.200%	1.200%	10/31/16	10/11/19	1075	11	60,000 #
FFCB	5,000,000	1.300%	1.300%	05/25/16	11/25/19	1279	56	65,000 #
FFCB	2,500,000	1.240%	1.240%	07/13/16	01/13/20	1279	105	31,000 #
FFCB	5,000,000	1.360%	1.360%	05/18/16	02/18/20	1371	141	68,000 #
FHLB	5,000,000	1.450%	1.450%	03/30/16	03/30/20	1461	182	72,500 #
FFCB	5,000,000	1.470%	1.470%	06/29/16	06/29/20	1461	273	73,500 #
FNMA	6,000,000	1.500%	1.500%	06/30/16	09/29/20	1552	365	90,000 #
FHLMC	5,000,000	1.750%	1.750%	04/26/17	10/26/20	1279	392	87,500 #
FNMA - Bond Called 10/29/19	8,000,000	1.750%	1.750%	10/30/15	10/29/20	1826	395	140,000 #
FFCB	5,000,000	1.350%	1.350%	11/02/16	11/02/20	1461	399	67,500 #
FFCB	5,000,000	1.440%	1.440%	07/16/16	01/19/21	1648	477	72,000 #
FNMA	5,000,000	1.550%	1.550%	08/24/16	08/24/21	1826	694	77,500 #
FHLMC	5,000,000	2.000%	2.000%	04/27/17	04/27/22	1826	940	100,000 #
FHLMC	5,000,000	2.100%	2.100%	04/27/17	04/27/22	1826	940	105,000 #
FHLMC	2,500,000	2.650%	2.650%	06/04/19	06/04/24	1827	1709	66,250 #
	<u>\$ 74,000,000</u>						<u>7079</u>	<u>1,175,750</u>
		Weighted Avg Yield	<u>1.589%</u>			Avg Remaining Life	<u>472</u>	Days

Regional Division CIP Funds Invested:

<u>Description</u>	<u>Par Value</u>	<u>Rate</u>	<u>Yield</u>	<u>Purchase Date</u>	<u>Maturity Date</u>	<u>Life Days</u>	<u>Rem. Days</u>	<u>Average Interest</u>
<u>Federal Government Agency Investment Portfolio</u>								
FHLB	4,998,500	1.750%	1.750%	04/30/18	09/29/22	1613	1095	87,474 #
FHLB	2,000,000	2.000%	2.000%	08/27/19	08/27/20	366	332	40,000 #
	<u>\$ 6,998,500</u>					<u>1979</u>	<u>1427</u>	<u>127,474</u>
		Weighted Avg Yield	<u>1.821%</u>			Avg Remaining Life	<u>714</u>	Days

Callable

Cash & Sweep Account, LAIF, and LACPIF are liquid investments.

Newhall Water Division
Cash and Investment Summary
As of September 30, 2019

<u>Operating and Reserve Funds</u>	Balance	Percent of Total	Average Remaining Life Days	Weighted Avg. Yield
Cash & Sweep Account	\$ 2,994,303	22.35%		2.04%
LAIF	7,680,454	57.34%		2.28%
UBS Certificates of Deposit	2,720,000	20.31%	806	2.33%
Total	\$ 13,394,757	100.00%		
Total Cash and Investment	\$ 13,394,757	100.00%		

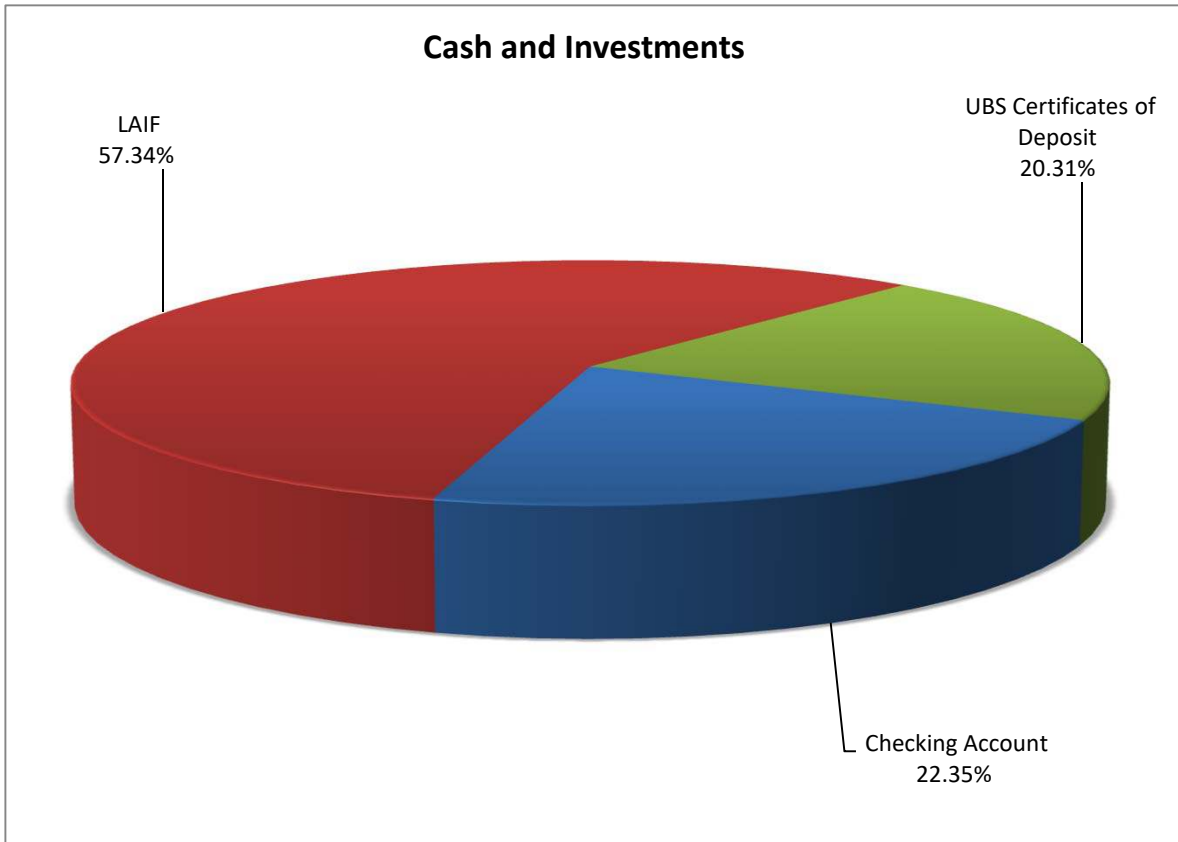


Rochelle Patterson
Director of Finance and Administration/Treasurer



Amy Aguer
Controller

I certify that the investments of the Newhall Water Division are in compliance with the Investment Policy as adopted by the Board of Directors, and that the Division has the ability to meet the expenditure requirements for the next 6 months.



NEWHALL WATER DIVISION
As of September 30, 2019

<u>Description</u>	<u>Rate</u>	<u>Yield</u>	<u>Market Value</u>
Wells Fargo Bank Cash & Sweep	2.04%	2.04%	\$ 2,994,303
Local Agency Investment Fund (LAIF)	2.28%	2.28%	7,680,454
			<u>\$ 10,674,757</u>

<u>Description</u>	<u>Par</u>	<u>Rate</u>	<u>Yield</u>	<u>Purchase Date</u>	<u>Maturity Date</u>	<u>Average Remaining Days</u>	<u>Average Interest</u>
<u>UBS Certificates of Deposit</u>							
Comenity Bank DE US	200,000	2.15%	2.15%	10/23/14	10/29/19	29	4,300
MUFG Union Bank NA CA US	200,000	2.85%	2.85%	10/11/18	10/16/20	381	5,700
BMW Bank UT US	200,000	2.20%	2.20%	10/29/15	10/16/20	381	4,400
Compass Bank AL US	200,000	2.95%	2.95%	10/11/18	10/19/20	383	5,900
American Express C UT US	200,000	2.25%	2.25%	10/29/15	11/04/20	400	4,500
Capital One Bank VA US	200,000	2.15%	2.15%	10/29/15	11/04/20	547	4,300
World's Foremost B NE US	200,000	1.81%	1.81%	03/24/16	03/31/21	547	3,620
JP Morgan Chase Bank DE US	100,000	1.75%	1.75%	09/26/16	09/30/21	730	1,750
Wells Fargo Bank NA SD US	200,000	1.75%	1.75%	10/27/16	11/02/21	763	3,500
State Bank of India NY US	200,000	2.25%	2.25%	01/30/17	02/09/22	862	4,500
Goldman Sachs Bank NY US	200,000	2.35%	2.35%	10/24/17	11/01/22	1,127	4,700
Bank of Fordward ND US	210,000	2.90%	2.90%	03/29/19	03/20/24	1,663	6,090
Crescom Bank SC US	200,000	2.55%	2.55%	07/25/19	06/26/24	1,729	5,100
Security Fed BK SC US	210,000	2.35%	2.35%	09/18/19	07/10/24	1,743	4,935
	<u>\$ 2,720,000</u>					<u>806</u>	<u>\$ 63,295</u>

NWD Total Cash and Investments

13,394,757

SCV Water
 Santa Clarita Water Division
 Cash and Investment Summary
 As of September 31, 2019

SCWD*	Balance	Percent of Total	Maximum Concentration Allowed	Average Remaining Life Days	Weighted Avg. Yield
Retail Division Cash and Sweep	7,701,658	15.70%	n/a		1.81%
Wells Fargo Government I 1751 MMF	94,169	0.19%	10%		1.98%
FNMA Bond	3,000,000	6.12%	100%	196	1.52%
FFCB Bond	6,000,000	12.24%	100%	872	2.23%
FHLB Bond	3,500,000	7.14%	100%	342	1.59%
FHLMC Bond	4,790,000	9.77%	100%	877	2.32%
California State Taxable Municipal Bond	1,500,000	3.06%	30%	367	2.30%
LAIF	16,941,661	34.56%	State Max	-	2.28%
Wells Fargo Certificates of Deposit	5,500,000	11.22%	30%	448	2.37%
Total	49,027,488	100.00%			
Total Cash and Investment**	49,027,488	100.00%			

* See SCWD Portfolio on next page for detailed descriptions.

** Total for SCWD includes estimated \$2,467,383 in refundable Developer Deposits.

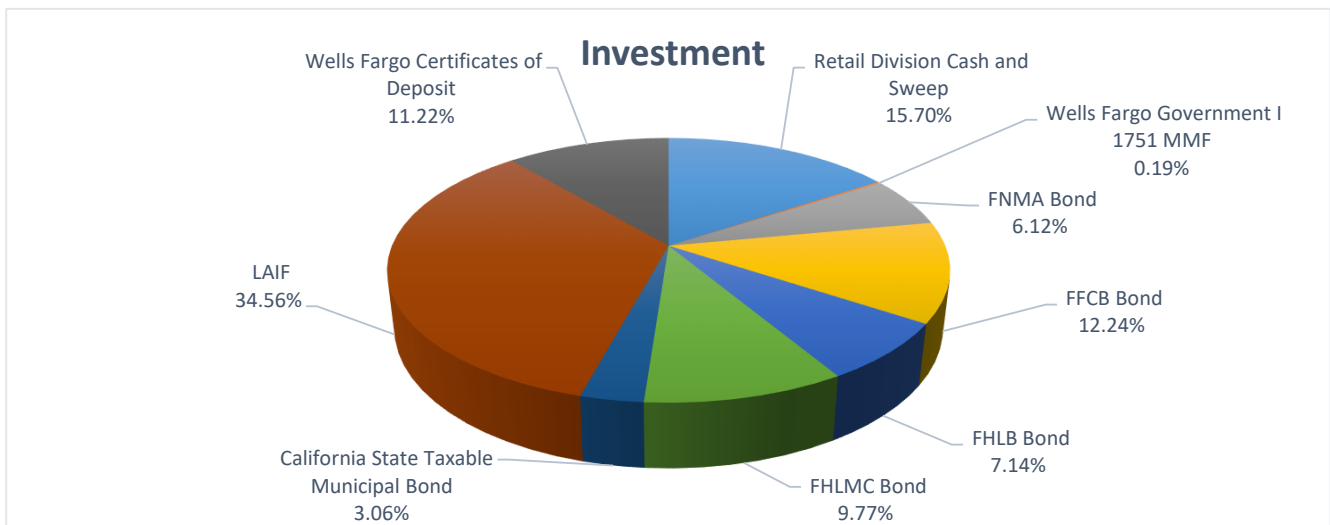
I certify that the investments of the Santa Clarita Water Division are in compliance with the Investment Policy as adopted by the Board of Directors, and that the Division has the ability to meet the expenditure requirements for the next 6 months.



Rochelle Patterson
 Director of Finance and Administration/Treasurer



Elizabeth Ooms-Graziano
 Retail Administrative Officer



SCV Water
Santa Clarita Water Division
Cash and Investment Summary
As of September 30, 2019

<u>Description</u>	<u>Balance</u>	<u>Rate</u>	<u>Yield</u>
Cash and Sweep (Cash in Bank)	7,701,658	1.81%	1.81%
Local Agency Investment Fund (LAIF)	16,941,661	2.28%	2.28%
Wells Fargo Government I 1751 Money Market Fund (MMF)	94,169	1.98%	1.98%
	<u>24,737,488</u>		

<u>Description</u>	<u>Par</u>	<u>Rate</u>	<u>Yield</u>	<u>Purchase Date</u>	<u>Maturity Date</u>	<u>Life Days</u>	<u>Remaining Days</u>	<u>Average Interest</u>
<u>Federal Government Agency Investment Portfolio</u>								
Federal Farm Credit Bank [†] (FFCB)	1,000,000	1.14%	1.14%	07/07/16	10/07/19	1,188	7	11,400
Fannie Mae [†] (FNMA)	1,000,000	1.30%	1.30%	05/25/16	11/25/19	1,280	56	13,000
Fannie Mae [†] (FNMA)	1,000,000	1.50%	1.50%	12/16/16	03/16/20	1,187	168	15,000
Federal Home Loan Bank [†] (FHLB)	2,000,000	1.75%	1.75%	01/30/17	07/30/20	1,278	304	35,000
Fannie Mae [†] (FNMA)	1,000,000	1.75%	1.75%	12/28/16	09/28/20	1,371	364	17,500
Federal Home Loan Bank [†] (FHLB)	1,500,000	1.38%	1.38%	07/13/16	10/13/20	1,554	379	20,625
Freddie Mac (FHLMC)	1,500,000	2.13%	2.13%	12/29/17	06/29/21	1,279	638	31,875
Freddie Mac (FHLMC)	2,000,000	2.50%	2.50%	07/24/19	01/24/22	1,081	989	50,000
Freddie Mac (FHLMC)	1,290,000	2.25%	2.25%	07/08/19	07/08/22	1,097	1,005	29,025
Federal Farm Credit Bank [†] (FFCB)	5,000,000	2.45%	2.45%	07/23/19	07/23/24	1,828	1,736	122,500
	<u>17,290,000</u>						<u>565</u>	<u>\$ 345,925</u>

[†] Callable

<u>Description</u>	<u>Par</u>	<u>Rate</u>	<u>Yield</u>	<u>Purchase Date</u>	<u>Maturity Date</u>	<u>Life Days</u>	<u>Remaining Days</u>	<u>Average Interest</u>
California State Taxable Municipal Bond	1,500,000	2.30%	2.30%	1/29/2018	10/1/2020	976	367	\$ 34,500
	<u>1,500,000</u>						<u>367</u>	<u>\$ 34,500</u>

Note: Cash and Sweep, LAIF and Wells Fargo Money Market Fund are liquid investments.

SCV Water
Santa Clarita Water Division
Cash and Investment Summary
As of September 30, 2019

<u>Description</u>	<u>Par</u>	<u>Rate</u>	<u>Yield</u>	<u>Purchase Date</u>	<u>Maturity Date</u>	<u>Life Days</u>	<u>Remaining Days</u>	<u>Average Interest</u>
<u>Wells Fargo Certificates of Deposit</u>								
Centennial Bank Conway	250,000	1.20%	1.20%	05/20/16	11/20/19	173	51	3,000
Everbank/Jacksonville FL	250,000	1.45%	1.45%	12/09/16	12/09/19	192	70	3,625
American Exp Centurion	50,000	2.20%	2.20%	12/11/14	12/11/19	194	72	1,100
Bank of China/New York	250,000	2.75%	2.75%	12/28/18	12/27/19	210	88	6,875
Allegiance Bank Texas	250,000	2.50%	2.50%	01/23/19	01/23/20	206	115	6,250
US Bank Natl Assoc	250,000	2.55%	2.55%	01/23/19	01/23/20	206	115	6,375
Safra National Bank	250,000	2.80%	2.80%	12/27/18	04/15/20	320	198	7,005
Gothenburg State Bank & Trust	250,000	2.80%	2.80%	11/28/18	05/28/20	363	241	7,000
Capital One Bank, NA	50,000	2.30%	2.30%	07/23/15	07/29/20	425	303	1,150
Capital One Bank USA, NA	250,000	1.85%	1.85%	12/07/16	12/07/20	556	434	4,625
Pinnacle Bank TN	250,000	3.05%	3.05%	12/14/18	12/14/20	563	441	7,625
Mercantile Commerce Bank	250,000	1.90%	1.90%	12/16/16	12/16/20	565	443	4,750
Ally Bank	250,000	2.15%	2.15%	12/21/17	12/21/20	570	448	5,375
Morgan Stanley Bank	250,000	2.15%	2.15%	12/21/17	12/21/20	570	448	5,375
Merrick Bank	250,000	2.25%	2.25%	01/30/18	01/29/21	609	487	5,625
Eagle Bank	250,000	2.85%	2.85%	09/07/18	03/08/21	647	525	7,125
Enerbank USA	250,000	2.40%	2.40%	04/12/19	04/12/21	682	560	6,000
Synovus Bank GA	250,000	2.40%	2.40%	04/17/19	04/16/21	686	564	6,000
Cenetury Next Bank	250,000	2.40%	2.40%	04/24/19	04/23/21	693	571	6,000
First Internet Bank	250,000	2.20%	2.20%	12/18/17	12/17/21	931	809	5,500
Sally Mae Bank/Salt Lke	250,000	2.60%	2.60%	04/10/19	04/11/22	1,046	924	6,500
JP Morgan Chase Bank	150,000	2.85%	2.85%	04/17/18	04/17/22	1,052	930	4,275
American Express Bank FSB	250,000	2.35%	2.35%	05/03/17	05/03/22	1,068	946	5,875
Citibank	250,000	3.00%	3.00%	05/16/18	05/23/22	1,088	966	7,500
	5,500,000						448	\$ 130,530

SCWD Total Cash and Investments

49,027,488

SCV WATER
Valencia Water Division
As of September 30, 2019
Investment Report

	Current Balance	Percent of Total	Average Remaining Life Days	Weighted Average Yield
Wells Fargo Cash and Sweep	\$6,874,315	39.0%	n/a	1.89%
LAIF	\$2,282,937	12.9%	n/a	2.28%
Certificates of Deposit	\$2,000,000	11.3%	412	2.81%
Corporate Bond	\$3,000,000	17.0%	1001	3.00%
US Treasury Bill	\$3,500,000	19.8%	445	1.46%
Total Cash and Investment**	<u>\$17,657,252</u>	<u>100.0%</u>		

** Total for VWD includes estimated \$2,039,000 in refundable Developer Deposits.

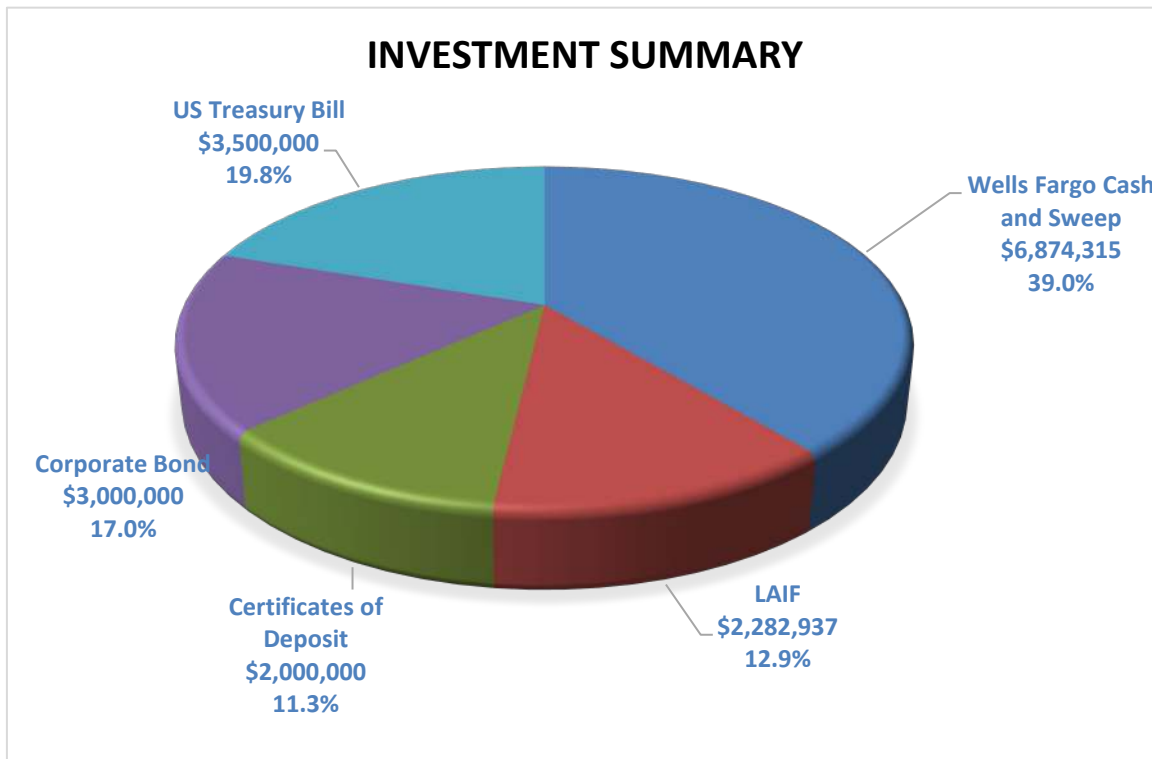
I certify that the investments of the Valencia Water Division are in compliance with the Investment Policy as adopted by the Board of Directors, and that the Division has the ability to meet the expenditure requirement for the next 6 months.



Rochelle Patterson
 Director of Finance and Administration, Treasurer



Elizabeth Ooms-Graziano
 Retail Administrative Officer



SCV WATER
Valencia Water Division
Cash and Investment Summary
As of September 30, 2019

Description	Balance	Rate	Yield							GASB 72 Fair Value Hierarchy
Wells Fargo Cash and Sweep	6,874,315	1.99%	1.99%							2
Local Agency Investment Fund (LAIF)	<u>2,282,937</u>	2.34%	2.34%							2
	<u><u>9,157,252</u></u>									

Description	Par	Rate	Yield	Purchase Date	Maturity Date	Life Days	Remaining Days	Average Interest	GASB 72 Fair Value Hierarchy
9/30/2019									
Certificates of Deposit									
WOORI AMERICA BANK	250,000	2.500%	2.500%	10/1/2018	10/1/2019	365	1	6,250	1
FRANKLIN SYNERGY BANK	250,000	2.500%	2.500%	9/26/2018	11/26/2019	426	57	6,250	1
DRUMMOND COMMUNITY BANK	250,000	2.600%	2.600%	9/25/2018	3/25/2020	547	177	6,500	1
IBERIABANK/LA	250,000	2.850%	2.850%	11/28/2018	5/28/2020	547	241	7,125	1
BNY Mellon NA	250,000	2.800%	2.800%	9/24/2018	9/24/2020	731	360	7,000	1
STEARNS BANK NA	250,000	2.950%	2.950%	7/6/2018	7/6/2021	1096	645	7,375	1
BERKSHIRE BK/PITTSFIELD	250,000	3.150%	3.150%	11/30/2018	11/30/2021	1096	792	7,875	1
COMENITY CAPITAL BANK	250,000	3.150%	3.150%	7/16/2018	7/18/2022	1463	1022	7,875	1
	<u>2,000,000</u>						<u>412</u>	<u>56,250</u>	
Corporate Bond									
FHLMC	3,000,000	3.000%	3.000%	12/27/2018	6/27/2022	1278	1001	90,000	1
	<u>3,000,000</u>						<u>1001</u>	<u>90,000</u>	
US Treasury Bill									
United States Treasury Bill	1,500,000	0.000%	0.000%	11/27/2018	11/7/2019	345	38	0	1
United States Treasury Note	1,000,000	2.500%	2.500%	2/12/2019	1/31/2021	719	489	25,000	1
United States Treasury Note	1,000,000	2.625%	2.625%	12/17/2018	12/15/2021	1094	807	26,250	1
	<u>3,500,000</u>						<u>445</u>	<u>51,250</u>	
VWD Total Cash and Investments	<u><u>\$17,657,251.96</u></u>								

GASB 72 Fair Value Hierarchy:

Level 1 - inputs are quotes prices in active markets for identical assets.

Level 2- inputs are significant other observable inputs.

Level 3 - inputs are significant unobservable inputs.

SCV Water - Regional Division

Check Register Report

From: Sep 1, 2019 to Sep 30, 2019

Vendor Name	Description	Amount
A.V. EQUIPMENT RENTAL, INC.	PARTS UNIT #N53	119.28
	PROPANE - NWD WAREHOUSE	49.44
A.V. EQUIPMENT RENTAL, INC.		168.72
ACC BUSINESS	EARL SCHMIDT FILTRATION PLANT 7/11/19-8/10/19	363.36
	SCADA 7/11/19-8/10/19	726.72
ACC BUSINESS		1,090.08
ACCONTEMPS	CONVERSION FEE - SIMI	25,885.60
ACCONTEMPS		25,885.60
ACE TREE SERVICE, INC.	LANDSCAPE SERVICES	2,200.00
ACE TREE SERVICE, INC.		2,200.00
ACWA/JPIA	CLAIM #17-0798	200.00
	COBRA - CM OCTOBER	46.23
	COBRA - DS OCTOBER	18.56
	COBRA - KF OCTOBER	-55.68
	COBRA - SA OCTOBER	112.67
	NWD DENTAL - OCTOBER	4,268.86
	NWD EAP - OCTOBER	70.50
	NWD LIFE - OCTOBER	849.73
	NWD RETIREE DENTAL-OCT	751.01
	NWD VISION - OCTOBER	556.80
	REGIONAL DENTAL - OCT	11,256.35
	REGIONAL EAP - OCTOBER	209.15
	REGIONAL LIFE - OCTOBER	3,144.83
	REGIONAL RETIREE DNTL-OCT	2,722.72
	REGIONAL VISION - OCTOBER	1,651.84
	SCWD DENTAL - OCTOBER	7,152.65
	SCWD EAP - OCTOBER	124.55
	SCWD LIFE - OCTOBER	1,406.23
	SCWD RETIREE DENTAL-OCT	886.27
	SCWD VISION - OCTOBER	983.68
	VWD DENTAL - OCTOBER	4,124.01
	VWD EAP - OCTOBER	82.25
	VWD LIFE - OCTOBER	1,438.08
	VWD VISION - OCTOBER	649.60
ACWA/JPIA		42,650.89
AFLAC	SCVWA AUGUST 2019	9,176.14
AFLAC		9,176.14
AM CONSERVATION GROUP, INC.	LED LIGHTS	249.20
	LED LIGHTS/REFLECTOR	212.25
AM CONSERVATION GROUP, INC.		461.45
AMERICAN BUSINESS MACHINES	SCWD C5255 - COPY USAGE	927.46
	SCWD C7561I - COPY USAGE	127.46
	SCWD C7565 - COPY USAGE	221.96
	SCWD C9270 - COPY USAGE	356.97
	WR CANON 7270 - COPY USAGE	698.93
AMERICAN BUSINESS MACHINES		2,332.78

SCV Water - Regional Division

Check Register Report

From: Sep 1, 2019 to Sep 30, 2019

Vendor Name	Description	Amount
AMERIPRIDE SERVICES INC.	UNIFORM SERVICES 7/25/19	309.04
	UNIFORM SERVICES 8/1/19	309.04
	UNIFORM SERVICES 8/15/19	309.04
	UNIFORM SERVICES 8/22/19	309.04
	UNIFORM SERVICES 8/8/19	309.04
AMERIPRIDE SERVICES INC.		1,545.20
AMY MARIE STUDARUS	SMART CONTROLLER REBATE	150.00
AMY MARIE STUDARUS		150.00
ANDY GUMP, INC.	HOLDING TANK 8/26/19-9/22/19	247.00
	PORT TOILET 7/26/19-8/22/19	113.14
	PORT TOILET 8/23/19-9/19/19	113.14
ANDY GUMP, INC.		473.28
ANIMAL & INSECT PEST MANAGEMENT INC	INSECT CONTROL SERVICES 7/2/19	59.50
	INSECT CONTROL SERVICES 7/18/19	59.50
ANIMAL & INSECT PEST MANAGEMENT INC		119.00
ANTHONY M. SERVERA	SMART CONTROLLER REBATE	129.00
ANTHONY M. SERVERA		129.00
AQUACRAFT, INC.	RESIDENTIAL LAWN REPLACEMENT STUDY	720.00
AQUACRAFT, INC.		720.00
ARC DOCUMENT SOLUTIONS, LLC.	SCWD AUGUST 2019 SERVICE	2,364.11
ARC DOCUMENT SOLUTIONS, LLC.		2,364.11
AROUND THE CLOCK CALL CENTER	ANSWERING SERVICES JULY	173.90
	ANSWERING SERVICES	157.10
	ANSWERING SERVICES AUG	169.10
AROUND THE CLOCK CALL CENTER		500.10
AT&T	PRIMARY INTERNET	1,276.16
	T-1 INTERNET AUGUST 2019	1,347.89
AT&T		2,624.05
AWARDS, TROPHIES & TREASURES	RETIREMENT DROP - RK	121.55
AWARDS, TROPHIES & TREASURES		121.55
BARBARA CAWLEY	ENVIRONMENTAL SCHOOL SUPPLIES	12.38
BARBARA CAWLEY		12.38
BARBARA J FARRELL	SMART CONTROLLER REBATE	129.00
BARBARA J FARRELL		129.00
BARRINGTON STAFFING SERVICES	PERA W/E 7/28/19	912.64
	PERA W/E 8/18/19	376.96
	PERA W/E 8/4/19	376.96
BARRINGTON STAFFING SERVICES		1,666.56
BASIN VALVE COMPANY	HANNA CYLINDER SEAL KITS	6,626.53
	PRESSURE RELIEF VALVE	1,133.46
BASIN VALVE COMPANY		7,759.99
BAY ALARM COMPANY	ALARM SECURITY, ACCESS AND MONITOR	617.75
BAY ALARM COMPANY		617.75

SCV Water - Regional Division

Check Register Report

From: Sep 1, 2019 to Sep 30, 2019

Vendor Name	Description	Amount
BEST BEST & KRIEGER LLP	BIDDING REQUIREMENTS	494.00
	CASTAIC CONDUIT JULY 2019	2,137.84
	DEVIL'S DEN SOLAR PROJECT JULY 2019	96.00
	GENERAL LEGAL JULY 2019	9,624.68
	PUBLIC RECORDS REQUEST	2,484.00
	TESORO JULY 2019	2,244.00
	VISTA CANYON JULY 2019	5,426.00
	VALENCIA WATER COMPANY DISSOLUTION	2,626.00
	WATERFIX LITIGATION	1,928.00
	WATERSHED INITIATIVE	28,885.00
BEST BEST & KRIEGER LLP		55,945.52
BOUQUET AUTO PARTS	WIPER BLADE UNIT #N74	54.73
BOUQUET AUTO PARTS		54.73
BRENDON OSTEEEN	SMART CONTROLLER REBATE	149.00
BRENDON OSTEEEN		149.00
BURRTEC WASTE INDUSTRIES INC.	SEPTEMBER 2019 SERVICE	354.46
BURRTEC WASTE INDUSTRIES INC.		354.46
CALIFORNIA ADVOCATES, INC.	LEGISLATIVE SERVICES (STATE) MONTH-TO-MONTH	16,631.83
CALIFORNIA ADVOCATES, INC.		16,631.83
CALIFORNIA TELEPHONY, INC.	EXTENSION CHANGES	110.00
	EXTENSION/DATA SERVICES	110.00
CALIFORNIA TELEPHONY, INC.		220.00
CANON SOLUTIONS AMERICA, INC.	CANON C5560I - ADMIN	11,712.12
	CANON C5550I COPIER HR	10,209.79
	IR4545 PURCHASING COPIER	15.18
	RV C3325 - COPY USAGE 6/30/19-7/30/19	30.99
	RV C7580I - COPY USAGE 6/30/19-7/30/19	661.00
CANON SOLUTIONS AMERICA, INC.		22,629.08
CANYON RADIATOR AUTO REPAIR, INC.	BATTERY SERVICES UNIT #V71	764.37
	LABOR/PARTS UNIT #N50	4,834.01
	LABOR/PARTS UNIT #N59	4,295.11
	LABOR/PARTS UNIT #N60	4,371.79
	LABOR/PARTS UNIT #S3	1,489.12
	OIL SERVICE UNIT #V75	79.67
	REPLACED BATTERY UNIT #V83	362.61
CANYON RADIATOR AUTO REPAIR, INC.		16,196.68
CAPITAL OFFICE PRODUCTS, INC.	VENDOR STAMP - VWD	87.06
CAPITAL OFFICE PRODUCTS, INC.		87.06
CARQUEST AUTO PARTS	AIR FILTER UNIT #S101	10.35
	VEHICLE SUPPLIES - SCWD STOCK	102.09
CARQUEST AUTO PARTS		112.44
CDW GOVERNMENT, INC	MICROSOFT SURFACE HUB	1,760.97
CDW GOVERNMENT, INC		1,760.97
CHANGHUI CHIU	SMART CONTROLLER REBATE	99.00
CHANGHUI CHIU		99.00

SCV Water - Regional Division

Check Register Report

From: Sep 1, 2019 to Sep 30, 2019

Vendor Name	Description	Amount
CHARLES P. CROWLEY COMPANY, INC.	EARL SCHMIDT FILTRATION PLANT BLEACH INJECTION PUMP	12,254.70
CHARLES P. CROWLEY COMPANY, INC.		12,254.70
CHRISTIAN MUNOZ	SMART CONTROLLER REBATE	142.98
CHRISTIAN MUNOZ		142.98
CHRISTINA BECK	SMART CONTROLLER REBATE	149.00
CHRISTINA BECK		149.00
CINTAS CORPORATION #684	DEFIBRILLATOR - AUGUST 2019	64.61
	FIRST AID REFILL	157.92
	REVIVER - AUGUST 2019	64.61
	UNIFORM SERVICES 7/25/19	484.34
	UNIFORM SERVICES 7/31/19	1,319.25
CINTAS CORPORATION #684		2,090.73
CMJ INFORMATION TECHNOLOGY INC.	MAINTENANCE/SUPPORT JULY	900.00
	MAINTENANCE/SUPPORT SEPT	900.00
	MAINTENANCE/SUPPORT JUNE	900.00
CMJ INFORMATION TECHNOLOGY INC.		2,700.00
COLLYN NIELSEN	SMART CONTROLLER REBATE	128.87
COLLYN NIELSEN		128.87
CONTRACTOR COMPLIANCE & MONITORING	LABOR COMPLIANCE PROGRAM - GRANT FUNDED PROJECTS	375.00
CONTRACTOR COMPLIANCE & MONITORING		375.00
COPPER EAGLE PATROL & SECURITY	GARDEN GUARD JULY 2019	1,316.00
	EVENTS GUARD JULY 2019	466.00
	MEETINGS JULY 2019	700.00
	LOBBY GUARDS JULY 2019	1,151.50
	MAIN GATE GUARD JULY 2019	5,775.12
	PATROL SERVICE AUGUST 2019	3,135.00
COPPER EAGLE PATROL & SECURITY		12,543.62
CORNER BAKERY CAFE	ADMINISTRATION MEETING 7/24/19	136.02
	P-CARD TRAINING 7/26/19	118.40
CORNER BAKERY CAFE		254.42
CORTECH ENGINEERING	AMMONIA PUMPS	9,311.20
	PUMP REPAIR LABOR	880.00
	PUMP REPAIR PARTS	4,826.82
CORTECH ENGINEERING		15,018.02
COUNTY OF LOS ANGELES	2:1 WATER EXCHANGE - AVEK	75.00
	2:1 WATER EXCHANGE - VWCD	75.00
	NOE FEE: PERCHLORATE WELL	75.00
	NOE FEE: RIO VISTA WATER TREATMENT PLANT	75.00
	NOE FEE: WELL TREATMENT	75.00
COUNTY OF LOS ANGELES		375.00
COUNTY OF VENTURA	NOE FEE: PERCHLORATE WELL	50.00
	NOE FEE: RIO VISTA WATER TREATMENT PLANT	50.00
	NOE FEE: WELL TREATMENT	50.00
COUNTY OF VENTURA		150.00

SCV Water - Regional Division

Check Register Report

From: Sep 1, 2019 to Sep 30, 2019

Vendor Name	Description	Amount
CUSTOM CATERERS	BOD DINNER 10/1/19	658.86
	BOD DINNER 9/3/19	637.18
	MEETING 9/10/19	2,047.65
CUSTOM CATERERS		3,343.69
CV STRATEGIES	STAKEHOLDER COMMUNICATION AND ENGAGEMENT SERVICES FOR GSP DEVELOPMENT	2,853.75
CV STRATEGIES		2,853.75
DANIELLE COLAYCO	SMART CONTROLLER REBATE	150.00
DANIELLE COLAYCO		150.00
DAVID E. STEINFELD	RESIDENTIAL LAWN REPLACEMENT PROJECT	2,200.00
DAVID E. STEINFELD		2,200.00
DAVID LEE CANNAN BUSH	BATTERY SERVICES - VAC TRAILER	255.00
	LABOR/PARTS UNIT #S6	297.50
DAVID LEE CANNAN BUSH		552.50
DAVID S. PASION, JR.	SMART CONTROLLER REBATE	150.00
DAVID S. PASION, JR.		150.00
DEPARTMENT OF PUBLIC WORKS	PERMIT INSPECTION MMP4	635.05
DEPARTMENT OF PUBLIC WORKS		635.05
DEPARTMENT OF TOXIC SUBSTANCES	HAZARD WASTE MANIFEST	607.50
DEPARTMENT OF TOXIC SUBSTANCES		607.50
DEPARTMENT OF WATER RESOURCES	CO#16023 SEPTEMBER 2019	783,822.00
	JULY DWR VARIABLE	945,785.00
DEPARTMENT OF WATER RESOURCES		1,729,607.00
DESERT BUSINESS INTERIORS LLC	MOVI CHAIRS	2,062.37
DESERT BUSINESS INTERIORS LLC		2,062.37
DICKINSON ENTERPRISE, INC.	LABOR UNIT #S38	135.00
	LABOR/PARTS UNIT #I64	534.09
	LABOR/PARTS UNIT #S7	2,474.80
	LABOR/PARTS UNIT #S21	124.94
	LABOR/PARTS UNIT #I59	1,155.91
	LABOR/PARTS UNIT #S101	3,282.31
	LABOR/PARTS UNIT #S105	3,049.94
	LABOR/PARTS UNIT #S28	1,507.55
	LABOR/PARTS UNIT #S5	2,507.03
	LABOR/PARTS EQUIP: #S90	769.28
DICKINSON ENTERPRISE, INC.		15,540.85
DIESEL GENERATOR SERVICE INC.	GENERATOR INSPECTION	1,745.70
DIESEL GENERATOR SERVICE INC.		1,745.70
DIRECT SAFETY SOLUTIONS, INC.	SAFETY GLASSES/GLOVES	1,633.17
	SAFETY VEST	838.73
DIRECT SAFETY SOLUTIONS, INC.		2,471.90
DOLPHIN PROMOTIONS	EMPLOYEE CAPS	798.82
	EMPLOYEE JACKETS	617.53
	EMPLOYEE T-SHIRTS	1,137.71
	MOOD CYCLE BOTTLES	4,307.10
	REUSABLE WATER BOTTLES	6,849.05
DOLPHIN PROMOTIONS		13,710.21

SCV Water - Regional Division

Check Register Report

From: Sep 1, 2019 to Sep 30, 2019

Vendor Name	Description	Amount
DUDEK	GRANT ADMINISTRATION SERVICES	831.25
DUDEK		831.25
E&M ELECTRIC AND MACHINERY, INC.	ANNUAL SOFTWARE SUPPORT	30,064.00
E&M ELECTRIC AND MACHINERY, INC.		30,064.00
EDWARD GLADBACH	NWRA CONFERENCE EXPENSES 8/6/19-8/9/19	1,039.33
	NWRA REGISTRATION 8/6/19-8/9/19	660.00
	NWRA CONFERENCE TRAVEL EXPENSES 8/6/19-8/9/19	956.26
EDWARD GLADBACH		2,655.59
EDWIN MEDINA	VARIOUS CAR WASHES 8/13	215.00
DBA: CLEAN RITE MOBILE DETALING	VARIOUS CAR WASHES 8/16	795.00
	VARIOUS CAR WASHES 9/2	210.00
	VARIOUS CAR WASHES 7/19	455.00
	VARIOUS CAR WASHES 8/2	475.00
EDWIN MEDINA		2,150.00
EMCOR SERVICES-MESA ENERGY SYSTEMS	A/C UNIT SERVICE	635.00
	COMPRESSOR AND REPAIR CONTRACT	871.75
	GRAPHICS REPAIR	1,215.00
	HVAC UPGRADE	8,425.00
	CONTROL SWITCH INSTALLATION	847.21
	SERVICE SPLIT A/C	697.26
EMCOR SERVICES-MESA ENERGY SYSTEMS		12,691.22
EMPLOYMENT SCREENING RESOURCES	BACKGROUND CHECKS	442.80
EMPLOYMENT SCREENING RESOURCES		442.80
ENTERPRISE FM TRUST	LEASES & MAINTENANCE - AUGUST 2019	15,103.40
	LEASES & MAINTENANCE - SEPTEMBER 2019	17,149.48
ENTERPRISE FM TRUST		32,252.88
ENVIRONMENTAL SAMPLING SUPPLY	40 ML AMBER VIALS	363.55
ENVIRONMENTAL SAMPLING SUPPLY		363.55
EUROFINS EATON ANALYTICAL, INC.	OUTSIDE LAB 7/10/19	50.00
	OUTSIDE LAB 7/8/19-7/10/19	400.00
	PERCHLORATE 5/19/19	1,200.00
	PERCHLORATE 6/18/19	2,465.00
	PERCHLORATE 6/20/19	1,220.00
	PERCHLORATE 6/20/19	600.00
	PERCHLORATE 6/21/19	1,220.00
EUROFINS EATON ANALYTICAL, INC.		7,155.00
EVOQUA WATER TECHNOLOGIES, LLC.	RESISTIVITY LIGHT	158.82
	SDI OUTSIDE INSTALLATION 8/20/19	134.78
	SDI OUTSIDE INSTALLATION 8/23/19	249.56
EVOQUA WATER TECHNOLOGIES, LLC.		543.16
FEDEX	DELIVERY THROUGH 8/1/19	65.34
	DELIVERY THROUGH 8/13/19	79.47
	DELIVERY THROUGH 8/15/19	58.30
	DELIVERY THROUGH 8/26/19	144.34
	DELIVERY THROUGH 9/4/19	58.34
FEDEX		405.79

SCV Water - Regional Division

Check Register Report

From: Sep 1, 2019 to Sep 30, 2019

Vendor Name	Description	Amount
FISHER SCIENTIFIC	DPD1 REAGENT	246.01
	GLASS TUBES	107.66
	PETRI DISHES	50.60
FISHER SCIENTIFIC		404.27
FRANKLIN WESLEY DONAHUE	SMART CONTROLLER REBATE	99.98
FRANKLIN WESLEY DONAHUE		99.98
GARY MARTIN	UWI MEETING EXPENSES 8/13/19-8/15/19	692.87
	UWI TRAVEL EXPENSES 8/13/19-8/15/19	251.70
GARY MARTIN		944.57
	AUGUST 2019 SERVICE	116,285.69
GOLDMAN SACHS RENEWABLE POWER OPER		116,285.69
GOLDMAN SACHS RENEWABLE POWER OPERA/SOLAR STAR CALIFORNIA XXIV LLC	AUGUST 2019 SERVICE	30,204.72
GOLDMAN SACHS RENEWABLE POWER OPERA		30,204.72
GRAINGER, INC.	COOLER/WIRE RACK	49.57
	PIPE FITTING INSULATION	41.30
	PIPE INSULATION	55.16
	PIPE FITTING INSULATION	137.20
	SAFETY GLASSES	119.84
	STRAIGHT TOOL BUCKET	66.40
	UNIT #N60 STOCK SUPPLIES	88.18
GRAINGER, INC.		557.65
GRAND AMERICAN TIRE	TIRES UNIT #N78	440.00
GRAND AMERICAN TIRE		440.00
GS 03 SERVICES, LLC	OZONE ANALYZER	6,197.50
	UV LAMPS	790.70
GS 03 SERVICES, LLC		6,988.20
GSI WATER SOLUTIONS, INC.	AS-NEEDED HYDROGEOLOGICAL SERVICES	272.50
	FIELD INVESTIGATION OF POTENTIAL RECHARGE SITES	6,750.00
GSI WATER SOLUTIONS, INC.		7,022.50
HACH COMPANY	5500SC MAINTENANCE KIT	1,892.16
	5500SC MAINTENANCE KIT	1,892.16
	REAGENT/ANALYZER KIT	4,026.20
	REAGENT/STANDARDS	2,280.75
	TEMPERATURE PROBE	282.40
HACH COMPANY		10,373.67
HARRINGTON INDUSTRIAL PLASTICS LLC	BAG FILTERS/REPAIR KIT	423.59
	BAG FILTERS	601.41
	MISCELLANEOUS FITTING & PIPE	1,178.97
HARRINGTON INDUSTRIAL PLASTICS LLC		2,203.97
HASA, INC.	BULK 12.5% SOLUTION SODIUM HYPOCHLORITE - (BLEACH)	18,562.65
HASA, INC.		18,562.65
HILL BROTHERS CHEMICAL CO.	BULK 19% AMMONIUM HYDROXIDE - (AQUA AMMONIA)	1,903.56
HILL BROTHERS CHEMICAL CO.		1,903.56

SCV Water - Regional Division

Check Register Report

From: Sep 1, 2019 to Sep 30, 2019

Vendor Name	Description	Amount
HYDREX PEST CONTROL CO.	PEST SERVICE 7/25/19	133.00
	PEST SERVICE 7/26/19	548.00
	RODENT SERVICES SCWD 8/16/19	54.00
HYDREX PEST CONTROL CO.		735.00
IE SAFETY SERVICES, LLC	FIRST AID/CPR/AED/BDP	2,759.00
	SAFETY TRAINING 8/6/19	979.00
IE SAFETY SERVICES, LLC		3,738.00
IRON MOUNTAIN	STORAGE/SHRED AUGUST 2019	439.75
IRON MOUNTAIN		439.75
ISMAEL AGUILA LANDSCAPE SERVICE	LANDSCAPE MAINTENANCE SCWD - JULY 2019	275.00
	LANDSCAPE MAINTENANCE SCWD - AUGUST 2019	275.00
ISMAEL AGUILA LANDSCAPE SERVICE		550.00
J.G. TUCKER & SON, INC.	SENSOR REPAIR/CALIBRATION	653.72
J.G. TUCKER & SON, INC.		653.72
JAMES R. BACORN	SMART CONTROLLER REBATE	99.98
JAMES R. BACORN		99.98
JANET TEMPLE	SMART CONTROLLER REBATE	99.00
JANET TEMPLE		99.00
JASON A DOLBIER	SMART CONTROLLER REBATE	150.00
JASON A DOLBIER		150.00
JASON WARREN GIBBS	SMART CONTROLLER REBATE	99.98
JASON WARREN GIBBS		99.98
JASON YIM	ESRI CONFERENCE EXPENSES 7/7/19-7/12/19	1,979.27
	ESRI MILEAGE 7/7/19-7/12/19	190.40
JASON YIM		2,169.67
JENNIFER MCNERNEY	ENVIRONMENTAL SCIENCE COOKIES	32.06
JENNIFER MCNERNEY		32.06
JENSEN DESIGN & SURVEY, INC.	ON-CALL PROFESSIONAL ENGINEERING SERVICES FOR PLANNING AND DESIGN OF POTABLE AND RECYCLED WATER SUPPLY AND DISTRIBUTION SYSTEMS AND SUPPORT FACILITIES	8,238.75
JENSEN DESIGN & SURVEY, INC.		8,238.75
JOHN MURRAY PLUMBING	PINE STREET - TWO-WAY CLEANOUT	3,845.00
JOHN MURRAY PLUMBING		3,845.00
JOHN SUJISHI	SMART CONTROLLER REBATE	150.00
JOHN SUJISHI		150.00
JONATHAN JAMES GENTILE	SMART CONTROLLER REBATE	150.00
JONATHAN JAMES GENTILE		150.00
JOSEPH CARBONE	SMART CONTROLLER REBATE	109.00
JOSEPH CARBONE		109.00
JP ARMAN COMPANY	ESFP DEBRIS REMOVAL	1,420.00
JP ARMAN COMPANY		1,420.00
KANOWSKY & ASSOCIATES	LEGAL SERVICES JULY 2019	862.50
KANOWSKY & ASSOCIATES		862.50
KATHERINE CAUSLAND	DESIGN ADS	234.00
KATHERINE CAUSLAND		234.00
KATHLEEN ORLOWSKI	SMART CONTROLLER REBATE	150.00
KATHLEEN ORLOWSKI		150.00

SCV Water - Regional Division

Check Register Report

From: Sep 1, 2019 to Sep 30, 2019

Vendor Name	Description	Amount
KELLI F HENRY	SMART CONTROLLER REBATE	150.00
KELLI F HENRY		150.00
KELLY BOLAN	SMART CONTROLLER REBATE	129.00
KELLY BOLAN		129.00
KEMIRA WATER SOLUTIONS, INC.	FERRIC CHLORIDE SOLUTION	6,397.94
KEMIRA WATER SOLUTIONS, INC.		6,397.94
KENNEDY/JENKS	ON-CALL ENGINEERING AND/OR CONSTRUCTION MANAGEMENT AND INSPECTION SERVICES 107425	120,872.95
	ON-CALL ENGINEERING AND/OR CONSTRUCTION MANAGEMENT AND INSPECTION SERVICES 107425	115.00
	STORMWATER POLLUTION PREVENTION PLAN FOR RIO VISTA WATER TREATMENT PLANT CONSERVATION GARDEN	624.00
	UPDATE RISK MGMT. PLAN	12,017.95
	GRANT ADMINISTRATION SERVICES - PROP 84 ROUND 2 IMPLEMENTATION	990.00
	2019 PROP 1 IRWM IMPLEMENTATION GRANT ASSISTANCE	20,956.00
KENNEDY/JENKS		155,575.90
KERN COUNTY - OFFICE OF THE CLERK	2:1 WATER EXCHANGE AVEK	50.00
KERN COUNTY - OFFICE OF THE CLERK		50.00
KERRY ALVORD	TRANSLATION SERVICES	850.00
KERRY ALVORD		850.00
KHTS AM 1220	DIGITAL ADS JULY 2019	3,000.00
KHTS AM 1220		3,000.00
KIM GRASS	TUITION/BOOKS REIMB.	2,885.75
KIM GRASS		2,885.75
KIRAN KUMAR JALIGAMA	SMART CONTROLLER REBATE	148.86
KIRAN KUMAR JALIGAMA		148.86
KY-WON LEE	SMART CONTROLLER REBATE	150.00
KY-WON LEE		150.00
LEE & RO, INC.	ON-CALL ENGINEERING CONSTRUCTION MANAGEMENT AND INSPECTION SERVICES E1415	7,777.83
LEE & RO, INC.		7,777.83
LEE'S MAINTENANCE SERVICE, INC.	CLEAN REFRIGERATORS	319.00
LEE'S MAINTENANCE SERVICE, INC.		319.00
LEGALSHIELD	MEMBERSHIP DUES - AUGUST 2019	349.90
LEGALSHIELD		349.90
LEONARDO ORTIZ	SMART CONTROLLER REBATE	129.00
LEONARDO ORTIZ		129.00
LINDA L. BYRNE	SMART CONTROLLER REBATE	106.94
LINDA L. BYRNE		106.94
LUHDORFF & SCALMANINI	PREPARE RESPONSE TO DWR REPRIORITIZATION OF SCRVS SUBBASIN CLASSIFICATION	5,393.75
LUHDORFF & SCALMANINI		5,393.75
LYNNE PLAMBECK	ACWA TRAVEL EXPENSES 8/7/19	432.96
LYNNE PLAMBECK		432.96
LYONS AUTO SPA, INC.	CAR WASHES - JULY 2019	94.97
LYONS AUTO SPA, INC.		94.97

SCV Water - Regional Division

Check Register Report

From: Sep 1, 2019 to Sep 30, 2019

Vendor Name	Description	Amount
MARI-CO MAIL SERVICE	MAIL SERVICE	687.25
MARI-CO MAIL SERVICE		687.25
MATHESON TRI-GAS, INC.	WATER TREATMENT CHEMICAL - BULK LIQUID OXYGEN	8,679.02
MATHESON TRI-GAS, INC.		8,679.02
MCGREGOR SHOTT, INC.	REVISE WATER ILLUSTRATION	205.00
MCGREGOR SHOTT, INC.		205.00
MCMASTER CARR SUPPLY CO.	PRESSURE GAUGE	205.69
	RESPIRATORS	252.33
MCMASTER CARR SUPPLY CO.		458.02
MEGAN BEAMAN	SMART CONTROLLER REBATE	129.00
MEGAN BEAMAN		129.00
MICHAEL BAKER INTERNATIONAL, INC.	ON-CALL ENGINEERING AND/OR CM AND INSPECTION SERVICES	19,766.77
MICHAEL BAKER INTERNATIONAL, INC.		19,766.77
MICHAEL J. RINER	SMART CONTROLLER REBATE	86.43
MICHAEL J. RINER		86.43
MICHAEL TERRY	SMART CONTROLLER REBATE	129.00
MICHAEL TERRY		129.00
MIKE KIM	SMART CONTROLLER REBATE	142.98
MIKE KIM		142.98
MIKE MILINKOVIC	SMART CONTROLLER REBATE	109.00
MIKE MILINKOVIC		109.00
NALCO COMPANY	ACRYLIC POLYMER 2706	2,250.99
NALCO COMPANY		2,250.99
NANCY RICHARDS	SMART CONTROLLER REBATE	150.00
NANCY RICHARDS		150.00
NAPA AUTO & TRUCK PARTS	BATTERY UNIT #S25	167.11
	LABOR/PARTS UNIT #N78	398.31
	PARTS NWD TANK #1-D	414.23
NAPA AUTO & TRUCK PARTS		979.65
NEERAJ VIJAY BHUWANIA	SMART CONTROLLER REBATE	78.44
NEERAJ VIJAY BHUWANIA		78.44
NEWHALL HARDWARE, INC.	10 X 10 CANOPY	173.00
	PARTS UNIT #N78	118.77
NEWHALL HARDWARE, INC.		291.77
NEWHALL WATER DIVISION	P2C RECYCLED WATER PROJECT	64,239.60
NEWHALL WATER DIVISION		64,239.60
NOSSAMAN LLP	VOC LEGAL JULY 2019	148,682.80
NOSSAMAN LLP		148,682.80
OFFICE DEPOT	SUPPLIES AND SERVICES	847.47
OFFICE DEPOT		847.47
OLD TOWN NEWHALL ICE LLC	OPEN HOUSE ICE	59.13
OLD TOWN NEWHALL ICE LLC		59.13
OLIN CORPORATION	CHEMICALS-SODIUM HYDROXIDE 25%-50% SOLUTION (CAUSTIC SODA)	18,608.45
OLIN CORPORATION		18,608.45

SCV Water - Regional Division

Check Register Report

From: Sep 1, 2019 to Sep 30, 2019

Vendor Name	Description	Amount
OSTS, INC.	HAZWOPER FIRST RESPONDER AWARENESS TRAINING	1,740.00
OSTS, INC.		1,740.00
PALISADE COMPANY LLC	DTOOLS PRO LICENSES	8,389.26
PALISADE COMPANY LLC		8,389.26
PANERA, LLC	BLUE RIBBON COMMITTEE MEETING 8/7/19	208.73
	FMS ASSESSMENT LUNCH 7/18/19	120.20
	FMS ASSESSMENT LUNCH 7/16/19	94.16
	INTERVIEW PANEL 6/27/19	151.37
PANERA, LLC		574.46
PEPPERDINE UNIVERSITY	PUBLIC ENGINEERING WORKSHOP REGISTRATION	1,592.00
PEPPERDINE UNIVERSITY		1,592.00
PEST OPTIONS INC.	PEST SERVICE JUNE 2019	350.00
	PEST SERVICE AUGUST 2019	350.00
	PEST SERVICE JUNE 2019	6,780.00
PEST OPTIONS INC.		7,480.00
PETERSON PRINTING & GRAPHICS	SECURITY ENVELOPES	815.50
PETERSON PRINTING & GRAPHICS		815.50
PETRO LOCK INC.	GAS/DIESEL 8/9/19	3,125.50
PETRO LOCK INC.		3,125.50
PHENOVA, INC.	WP/WS MICRO STUDY	486.23
PHENOVA, INC.		486.23
POOLE & SHAFFERY, LLP	LEGISLATIVE SERVICES	5,000.00
POOLE & SHAFFERY, LLP		5,000.00
PRECISE WEIGHING SYSTEMS	BALANCE CALIBRATION	160.00
	OHAUS LOADING BALANCE	1,041.12
PRECISE WEIGHING SYSTEMS		1,201.12
PREMIERE GLOBAL SERVICES	7/20/19-8/19/19 SERVICES	372.39
PREMIERE GLOBAL SERVICES		372.39
PRIME PUBLICATIONS, INC.	1/2 PAGE AD - AUGUST 2019	800.00
PRIME PUBLICATIONS, INC.		800.00
PRINTER SOLUTIONS INC SCV	MAINTENANCE AGREEMENT - 9/30/19	50.00
PRINTER SOLUTIONS INC SCV		50.00
QUICKIES LUBE & SMOG INC.	LABOR/PARTS UNIT #V60	1,277.47
	LABOR/PARTS UNIT #V64	59.51
QUICKIES LUBE & SMOG INC.		1,336.98
R.D. OFFUTT COMPANY	HOSE EQUIPMENT DITCHWITCH	171.64
	HOSE EQUIPMENT DITCHWITCH 7/24/19	337.53
R.D. OFFUTT COMPANY		509.17
R.J. KELLY	UWI CONFERENCE EXPENSES 8/13-16/19	760.40
	UWI CONFERENCE TRAVEL EXPENSES 8/13-16/19	228.36
R.J. KELLY		988.76
RAFTELIS FINANCIAL CONSULTANTS, INC	ANNEXATION FINANCIAL ANALYSIS	4,530.00
RAFTELIS FINANCIAL CONSULTANTS, INC		4,530.00
RAJINDER KAUSHAL	POOL COVER REBATE	156.22
	SMART CONTROLLER REBATE	150.00
RAJINDER KAUSHAL		306.22

SCV Water - Regional Division

Check Register Report

From: Sep 1, 2019 to Sep 30, 2019

Vendor Name	Description	Amount
REBECCA HANSMANN	CLAIM: AUTO 9/18/19	957.74
REBECCA HANSMANN		957.74
RED WING SHOES	BOOTS REPAIR - AV	100.00
	BOOTS REPAIR - FM	100.00
	BOOTS REPAIR - MM	100.00
	BOOTS REPAIR - MS	100.00
	BOOTS REPAIR - PZ	100.00
	BOOTS REPAIR - RB	100.00
	BOOTS REPAIR - ED	100.00
	BOOTS REPAIR - JM	100.00
	BOOTS REPAIR - VT	100.00
	CREDIT- RETURN - CG	-248.24
	SAFETY BOOTS - AH	250.00
	SAFETY BOOTS - CH	225.73
	SAFETY BOOTS - GH	107.02
	SAFETY BOOTS - JG	247.71
	SAFETY BOOTS - JR	250.00
	SAFETY BOOTS - MR	250.00
	SAFETY BOOTS - NG	250.00
	SAFETY BOOTS - PZ	250.00
	SAFETY BOOTS - RH	250.00
	SAFETY BOOTS - TK	250.00
	SAFETY BOOTS - AP	239.77
	SAFETY BOOTS - AR	250.00
	SAFETY BOOTS - CG	498.24
	SAFETY BOOTS - CJ	250.00
	SAFETY BOOTS - CN	231.23
	SAFETY BOOTS - CT	249.31
	SAFETY BOOTS - DH	250.00
	SAFETY BOOTS - ED	250.00
	SAFETY BOOTS - GV	239.48
	SAFETY BOOTS - JF	250.00
	SAFETY BOOTS - JM, J.MA	486.42
	SAFETY BOOTS - JF	250.00
	SAFETY BOOTS - JW, J.WO	500.00
	SAFETY BOOTS - MD	250.00
	SAFETY BOOTS - MG	239.77
	SAFETY BOOTS - PM	204.18
	SAFETY BOOTS - RH	250.00
	SAFETY BOOTS - RQ	250.00
	SAFETY BOOTS - SP	240.81
	SAFETY BOOTS - TA	246.84
	SAFETY BOOTS - TB	250.00
	SAFETY BOOTS - VT	250.00
	SAFETY BOOTS - AG	250.00
	SAFETY BOOTS - CH	250.00
	SAFETY BOOTS - MM	250.00
RED WING SHOES		9,858.27

SCV Water - Regional Division

Check Register Report

From: Sep 1, 2019 to Sep 30, 2019

Vendor Name	Description	Amount
REEVES COMPLETE AUTO CENTER, INC.	LABOR UNIT #164	82.25
	LABOR/PARTS UNIT#S41	110.25
REEVES COMPLETE AUTO CENTER, INC.		192.50
RICHARD VASILOPULOS	WUE GRADE 1 RENEWAL	50.00
RICHARD VASILOPULOS		50.00
ROBERT E. FRANCKE	SMART CONTROLLER REBATE	150.00
ROBERT E. FRANCKE		150.00
ROSE SCORDINO CLAUNCH	SMART CONTROLLER REBATE	150.00
ROSE SCORDINO CLAUNCH		150.00
SAGE STAFFING	SWIRE W/E 7/21/19	1,293.62
	SWIRE W/E 7/28/19	1,488.08
	SWIRE W/E 8/11/19	1,488.08
	SWIRE W/E 8/18/19	1,217.52
	SWIRE W/E 8/4/19	1,217.52
SAGE STAFFING		6,704.82
SANTA CLARITA COMMUNITY COLLEGE	WUE GRADE 1 RENEWAL	50,000.00
SANTA CLARITA COMMUNITY COLLEGE		50,000.00
SANTA CLARITA VALLEY GSA	JPA CONTRIBUTION 1920	20,000.00
SANTA CLARITA VALLEY GSA		20,000.00
SANTA CLARITA WATER DIVISION	7/9/19-8/9/19 SERVICES	892.10
	8/9/19-9/9/19 SERVICES	868.70
SANTA CLARITA WATER DIVISION		1,760.80
SC PUBLISHING INC.	ADVERTISING SEPTEMBER 2019	900.00
SC PUBLISHING INC.		900.00
SCHWARTZ OIL CO., INC.	CARB DIESEL #2 7/23/19	2,670.97
	DIESEL #2 8/15/19	1,550.73
	DIESEL #2 8/19/19	1,571.39
	DIESEL #2 8/7/19	2,081.45
	GASOLINE 7/24/19	3,023.33
	GASOLINE 7/25/19	1,734.04
	GASOLINE 8/1/19	1,726.02
	GASOLINE 8/16/19	2,406.12
	GASOLINE 8/19/19	1,660.58
	GASOLINE 8/7/19	2,706.89
SCHWARTZ OIL CO., INC.		21,131.52
SCOT RIDDLE	SMART CONTROLLER REBATE	119.00
SCOT RIDDLE		119.00
SEAN BALLHORN	SMART CONTROLLER REBATE	150.00
SEAN BALLHORN		150.00
SEAN MICHAEL D'AURIA	SMART CONTROLLER REBATE	150.00
SEAN MICHAEL D'AURIA		150.00
SHARON A SASSER	SMART CONTROLLER REBATE	149.00
SHARON A SASSER		149.00

SCV Water - Regional Division

Check Register Report

From: Sep 1, 2019 to Sep 30, 2019

Vendor Name	Description	Amount
SOUTHERN CALIFORNIA EDISON	BOUQUET PIPE METER 7/19/19-8/19/19	14.43
	CAMP PLENTY TURNOUT	24.49
	DL SOLAR 7/29/19-8/27/19	842.92
	DL SOLAR 5/29/19-7/29/19	1,757.22
	EARL SCHMIDT FILTRATION PLANT PUMP STATION 7/30/19-8/28/19	7,738.19
	EARL SCHMIDT INTAKE PUMP STATION 3/29/19-6/28/19	84.17
	EARL SCHMIDT INTAKE PUMP STATION 3/29/19-7/30/19	-1,058.45
	EARL SCHMIDT INTAKE PUMP STATION 3/29/19-8/28/19	1,799.75
	HONBY PIPE METER 7/30/19-8/28/19	13.16
	HONBY PUMP SERVICES 7/30/19-8/28/19	38.15
	LAKE HUGHES PIPE METER 7/30/19-8/28/19	13.30
	LAKE HUGHES PIPE METER 7/30/19-8/28/19	4.15
	LOWER MESA PIPE METER 7/30/19-8/28/19	42.98
	N-2 TURNOUT 7/30/19-8/28/19	127.40
	NEWHALL RANCH ROAD PIPE METER 7/30/19-8/8/19	11.69
	RECYCLED WATER RESERVOIR	28.49
	RV SOLAR 6/1/19-8/27/19	20,621.83
	RV SOLAR 7/29/19-8/27/19	-3,348.73
	RV SOLAR 2/1/19-7/29/19	42,467.55
	RV SOLAR 5/29/19-7/29/19	-7,774.01
	RIO VISTA INTAKE PUMP STATION 7/29/19-8/27/19	101,932.34
	RIO VISTA WATER TREATMENT PLANT GATE 7/30/19-8/28/19	102.20
	SAUGUS1 WELL 7/11/19-8/8/19	7,278.24
	SAUGUS2 WELL 7/30/19-8/28/19	8,570.52
	SC LOW VOLTAGE PIPE METER	10.46
	SC-11 TURNOUT	26.29
	SC-7 TURNOUT	50.08
	SCPS 7/30/19-8/28/19	110,873.48
	SCR 7/30/19-8/28/19	174.49
	SUMMIT CIRCLE 7/24/19-8/22/19	1,016.71
SUMMIT CIRCLE 7/25/19-8/23/19	15.47	
V-8 AT MCBEAN 7/30/19-8/28/19	13.31	
SOUTHERN CALIFORNIA EDISON		293,512.27
SPECTRUM REACH	LRP DIGITAL ADS - JULY 2019	5,000.00
	LRP DIGITAL COMMERCIAL - JULY 2019	958.33
SPECTRUM REACH		5,958.33
STANDARD & POOR'S FINANCIAL SERVICE	2008A COP SURVEILLANCE	1,000.00
STANDARD & POOR'S FINANCIAL SERVICE		1,000.00
STANDARD INSURANCE COMPANY	LTD PAYABLE - AUGUST 2019	6,247.56
STANDARD INSURANCE COMPANY		6,247.56
STAY GREEN INC.	IRRIGATION MODIFICATION	964.62
	LANDSCAPE MAINTENANCE CONSERVATION GARDEN - AUGUST 2019	3,117.00
	LANDSCAPE MAINTENANCE - SEPTEMBER 2019	6,742.00
	LANDSCAPE MAINTENANCE GROUNDS - AUGUST 2019	3,625.00
STAY GREEN INC.		14,448.62

SCV Water - Regional Division

Check Register Report

From: Sep 1, 2019 to Sep 30, 2019

Vendor Name	Description	Amount
STEVEN SMITH	SMART CONTROLLER REBATE	105.00
STEVEN SMITH		105.00
SUMMIT POINTE OWNERS ASSOCIATION	ASSESSMENT FOR 26505	1,412.60
SUMMIT POINTE OWNERS ASSOCIATION		1,412.60
SUMMIT WEST PUBLIC RELATIONS	SPONSOR JAZZ & BLUES	1,100.00
	SPONSOR JAZZ & BLUES	1,100.00
SUMMIT WEST PUBLIC RELATIONS		2,200.00
SUNWEST ENGINEERING	UST AND AST PREVENTIVE INSPECTIONS, CERTIFICATIONS AND DO TRAINING	498.62
SUNWEST ENGINEERING		498.62
TEKSYSTEMS, INC.	THOMAS W/E 7/20/19	1,678.25
	THOMAS W/E 7/27/19	2,229.50
	THOMAS W/E 8/10/19	1,715.00
	THOMAS W/E 8/3/19	1,764.00
TEKSYSTEMS, INC.		7,386.75
THATCHER COMPANY OF CALIFORNIA, INC	LIQUID CHLORINE GAS	18,492.87
THATCHER COMPANY OF CALIFORNIA, INC		18,492.87
THE NEWHALL LAND AND FARMING CO.	MMP4 JULY 2019	13,785.56
THE NEWHALL LAND AND FARMING CO.		13,785.56
THE PAPE GROUP INC	HOSE EQUIP. UNIT #6, 20, 75	486.77
THE PAPE GROUP INC		486.77
THE SIGNAL	LEGAL AD - RFP 7/25/19	69.70
THE SIGNAL		69.70
THREE LEAVES	TUTORIAL RECORDING	1,394.00
THREE LEAVES		1,394.00
TODD GROUNDWATER	LITIGATION SUPPORT	30,562.16
TODD GROUNDWATER		30,562.16
TPX COMMUNICATIONS	RIO VISTA WATER TREATMENT PLANT SERVICES 9/16/19-10/15/19	990.46
TPX COMMUNICATIONS		990.46
TRUSSELL TECHNOLOGIES, INC	TECHNICAL SUPPORT FOR POTABLE REUSE PLANNING	4,860.00
TRUSSELL TECHNOLOGIES, INC		4,860.00
ULINE SHIPPING SUPPLY	SMALL ADDRESS LABELS	489.08
ULINE SHIPPING SUPPLY		489.08
UNDERGROUND SERVICE ALERT	REGULATORY COSTS FEE	104.52
	SERVICE JULY 2019	99.10
UNDERGROUND SERVICE ALERT		203.62
UNITED RECORDS MANAGEMENT, INC.	DATA IMAGING SERVICES - SCAN-AP	500.00
UNITED RECORDS MANAGEMENT, INC.		500.00
US BANK	1999A 8/1/19-7/31/20	2,000.00
US BANK		2,000.00
VALLEY PUBLICATIONS	CC MAGAZINE WEB ADS - AUGUST 2019	327.00
VALLEY PUBLICATIONS		327.00
VER SALES, INC.	6D RING HARNESS	459.90
	6 FT Y-LANYARD	903.38
VER SALES, INC.		1,363.28

SCV Water - Regional Division

Check Register Report

From: Sep 1, 2019 to Sep 30, 2019

Vendor Name	Description	Amount
VERIZON WIRELESS	CIMIS 7/11/19-8/10/19	38.01
	EQUIPMENT CR 7/11/19 AND 7/31/19	-306.99
	EQUIPMENT 7/11/19-8/10/19	807.82
	SERVICE 7/11/19-8/10/19	8,985.01
	TELEMETRY 7/24/19-8/23/19	848.41
VERIZON WIRELESS		10,372.26
VWR SCIENTIFIC INC.	DRYING TUBE	70.14
	GEL PACK + WIPERS	216.11
VWR SCIENTIFIC INC.		286.25
WARREN DISTRIBUTING, INC.	PARTS UNIT#I64	63.72
WARREN DISTRIBUTING, INC.		63.72
WATER CONSULTANCY, INC.	PERCHLORATE SUPPORT SERVICES	290.00
WATER CONSULTANCY, INC.		290.00
WATERWISE CONSULTING	WATER USE SURVEYS - RESIDENTIAL, LL & CII - VALENCIA DIVISION	1,940.00
WATERWISE CONSULTING		1,940.00
WAXIE SANITARY SUPPLY	JANITORIAL SUPPLIES	1,229.94
WAXIE SANITARY SUPPLY		1,229.94
WESTERN SCIENTIFIC COMPANY INC.	MICROSCOPE MAINTENANCE SERVICES	749.28
WESTERN SCIENTIFIC COMPANY INC.		749.28
WOLF'S TOWING & AUTO REPAIR INC.	TOW UNIT #S107	155.00
WOLF'S TOWING & AUTO REPAIR INC.		155.00
WOODARD & CURRAN INC.	ON-CALL ENGINEERING AND/OR CONSTRUCTION MANAGEMENT AND INSPECTION SERVICES	10,463.50
	DRAFT RULES AND REGULATIONS FOR RECYCLED WATER SERVICE	3,212.28
WOODARD & CURRAN INC.		13,675.78
WORK BOOT WAREHOUSE	SAFETY BOOTS - GG	119.36
	SAFETY BOOTS - JE	250.00
	SAFETY BOOTS - RS	250.00
	SAFETY BOOTS - TT	212.43
	SAFETY BOOTS - DS	250.00
WORK BOOT WAREHOUSE		1,081.79
WORLEYPARSONS GROUP, INC.	NCP PREPARATION	6,868.19
WORLEYPARSONS GROUP, INC.		6,868.19
X-ACT TECHNOLOGY SOLUTIONS, INC.	MONITORS/PERIPHERALS	34,633.48
	WORKSTATIONS/LAPTOPS	94,031.54
X-ACT TECHNOLOGY SOLUTIONS, INC.		128,665.02
XEROX CORPORATION	ACCESS CONTROL - JULY 2019	49.95
	COPY USAGE - JULY 2019	144.76
XEROX CORPORATION		194.71
ZEE MEDICAL SERVICE, INC. #34	SUMMIT FIRST AID REFILL	87.05
	FIRST AID REFILL	693.41
	WATER RESOURCES FIRST AID REFILL	25.57
ZEE MEDICAL SERVICE, INC. #34		806.03
Summary		3,525,340.37

Date Range: 9/1/2019 to 9/30/2019

Check No.	Ck Date	Vendor Name /	Inv Date	Amount	GL Account	Description
CIP Construction in Progress						
113415	9/6/2019	ANDEL ENGINEERING CO 08005-05372	8/19/19	3,282.00	0300-00-1079	Prepare Water Main Relocation - Ridge Route Rd 300-1079
113428	9/6/2019	RICK FRANKLIN CONSTRUCTION INC 5554	8/7/19	29,789.00	0300-00-1035	Asphalt Repairs - Wildwood Rd 300-1035
113480	9/20/2019	FAMCON PIPE AND SUPPLY INC S1000011136.001	8/28/19	473.04	0300-00-1079	(2) 30" Ring Gasket, (2) 30" Butterfly Valve 300-1079
113488	9/20/2019	PENHALL COMPANY 18487	8/29/19	2,417.40	0300-00-1080	(8) hrs. Bobcat Cold Planer - Soledad 300-1080
113490	9/20/2019	PUMPMAN LLC 11374	9/10/19	15,249.00	0300-00-1071	Repair Pump - Sewer Lift Station 300-1071
113492	9/20/2019	ROYAL INDUSTRIAL SOLUTIONS 8870-567540	9/11/19	8,538.83	0300-00-1072	PLC's for Newhall and Pinetree 300-1072
113493	9/20/2019	SKAGGS CONCRETE SAWING INC 2406	8/23/19	375.00	0300-00-1080	(1) Saw Cut - Soledad Intertie 300-1080
113497	9/20/2019	VALENCIA BUILDING MATERIALS CO., INC 307967	8/27/19	98.55	0300-00-1080	(20) 90 lb. Concrete - Soledad Cyn 300-1080
113501	9/26/2019	BELOW ZERO, INC 270738	8/30/19	725.00	0300-00-1080	(1) 12" Hot Tap - Soledad Cyn 300-1080
113513	9/26/2019	MICHAEL DEVORE TRUCKING CO. 96000	9/3/19	3,415.28	0300-00-1080	(25) ton A-Base, (25) ton Fill Sand, (25) Cold Mix 300-1080
113517	9/26/2019	SCV WATER SCVWS190806 SCVWT190806	8/6/19 8/6/19	2,100.00 142.10	0300-00-1078 0300-00-1078	AAC Utility Partner - FMS Selection 300-1078 AAC Utility Partner - FMS Selection 300-1078
CONDEP Construction Meter Deposit Refunds						
005475	9/26/2019	AMG & ASSOCIATES (OLPH) 09115	9/12/19	1,200.00	2720-00	Refund Construcion Meter Deposit A/C 19855
005476	9/26/2019	FOSTER CONSTRUCTION 09114	9/12/19	1,200.00	2720-00	Refund Construction Meter Deposit A/C 21441
CONSER Conservation/BMP/MOU						
113460	9/12/2019	SCV WATER AUGUST 2019	8/31/19	486.00	7170-00	Expense Allocation 8/19
CUSREF Customer Refunds						
113468	9/20/2019	AMG & ASSOCIATES (OLPH) 09120	9/12/19	112.84	1610-00	Refund CR Balance - Closed A/C #19855
113472	9/20/2019	MIKE BJORKMAN 09119	9/12/19	59.04	1610-00	Refund CR Balance - Closed A/C #19562
113473	9/20/2019	LORI BONN 09116	9/12/19	264.46	1610-00	Refund CR Balance - Closed A/C #00998
113474	9/20/2019	CASTAIC HS CONSTRUCTION INC 09124	9/12/19	340.74	1610-00	Refund CR Balance - Closed A/C #23468
113481	9/20/2019	FOSTER CONSTRUCTION 09122	9/12/19	392.60	1610-00	Refund CR Balance - Closed A/C #21441
113482	9/20/2019	JACQUELYN GATES 09121	9/12/19	22.57	1610-00	Refund CR Balance - Closed A/C #21013

Check No.	Ck Date	Vendor Name /	Inv Date	Amount	GL Account	Description
113485	9/20/2019	DAVID G LEBLANC 09118	9/12/19	228.70	1610-00	Refund CR Balance - Closed A/C #15538
113491	9/20/2019	RICHARD ROTMANS 09123	9/12/19	17.61	1610-00	Refund CR Balance - Closed A/C #22760
113498	9/20/2019	BEN WIDDERS 09117	9/12/19	20.07	1610-00	Refund CR Balance - Closed A/C #07290
DEBT		Debt Service Payments				
113503	9/26/2019	CITY NATIONAL BANK 9/1/19 9/1/19	9/1/19 9/1/19	34,277.74 192,626.84	2645-00 2255-00	CNB 2012 #07-047 CNB 2012 #07-047
DEVREF		Developer Refunds				
113441	9/12/2019	CITY OF SANTA CLARITA 09019	9/10/19	4,361.60	2739-00	Refund for Distribution FCF - 24329 Main St
113515	9/26/2019	FELIPE RAMIREZ 09021	9/24/19	1,336.68	4200-00	Refund Job 301-0335 24022 Arch St
113520	9/26/2019	TERRACE MANAGEMENT 09022	9/24/19	1,684.84	4200-00	Refund Job 0301-0335 28456 Sloan Cyn
DIREMP		Director/Employee Expense				
113431	9/6/2019	SCV WATER 073119 073119-2	7/31/19 7/31/19	315,342.31 170,753.00	2661-00 7135-00	Direct Payroll 7/19 FY20 Prepayment of CalPERS UAL
113463	9/12/2019	DEAN TAKASHIMA 09020	9/10/19	128.06	7165-00	Mileage & Meal Reimb Leadership Training 8/26-28/19
113477	9/20/2019	DELAWARE MANAGEMENT TRUST CO. 9/1/19	9/1/19	470.00	2663-00	Roth IRA 9/19
113517	9/26/2019	SCV WATER 8/31/19	8/31/19	361,610.51	2661-00	Direct Payroll & Benefits 8/19
DUES		Dues/Memberships/Certification				
113460	9/12/2019	SCV WATER AUGUST 2019	8/31/19	79.00	7161-00	Expense Allocation 8/19
113518	9/26/2019	SCV WATER - SANTA CLARITA WATER DIVISION 8457	9/20/19	65.00	7160-00	Home Depot, Brinks, Fuel, AT&T, City of SC, Natec 6/19
INSUR		Insurance				
113431	9/6/2019	SCV WATER 073119-1	7/31/19	5,365.77	7131-00	NWD Retiree Medical CalPERS 7/19
113460	9/12/2019	SCV WATER AUGUST 2019	8/31/19	156.00	7125-00	Expense Allocation 8/19
113517	9/26/2019	SCV WATER 0719-OR42666 8/31/19-1 8/31/19-2	7/1/19 8/31/19 8/31/19	62.40 751.01 5,365.77	7191-00 7133-00 7131-00	WageWorks - Aflac Service Fee 7/19 ACWA/JPIA - NWD Retiree Dental 8/19 NWD Retiree Medical CalPERS 8/19
INV		Inventory				
113416	9/6/2019	CORE & MAIN LP K994939	8/9/19	74.38	1810-00 (2)	Adpt MIPxTIPS
113421	9/6/2019	FAMCON PIPE AND SUPPLY INC S100009696.001	8/8/19	1,749.81	1810-00 (34)	8" Gate Gap
113451	9/12/2019	FAMCON PIPE AND SUPPLY INC S1000009839.001 S1000008935.001 S1000008971.001	8/20/19 8/21/19 8/20/19	1,892.16 1,965.53 10,180.22	1810-00 (12) 1810-00 (1) 1810-00 (1)	Megalug Kit for DIP EPDM Rubber Gasket AVK Flange

Check No.	Ck Date	Vendor Name /	Inv Date	Amount	GL Account	Description
113453	9/12/2019	GRISWOLD INDUSTRIES 778332	8/15/19	4,162.58	1810-00	Cla-Val Inventory
113462	9/12/2019	SWAGELOK 10177	8/21/19	926.63	1810-00	(48) 3/8" SS Tube Fittings
113476	9/20/2019	CORE & MAIN LP L017350 K938183 K956359	8/23/19 8/23/19 8/23/19	610.20 5,761.23 794.34	1810-00	(5) Water Concrete Box 1810-00 (20) Blow-off Lid, (12) Water Concrete Box 1810-00 (1) 6" Tapping Sleeve
113480	9/20/2019	FAMCON PIPE AND SUPPLY INC S100009005.003 S100009843.001 S100009764.001 S100009784.001 S100009904.001	8/28/19 8/28/19 8/28/19 8/26/19 8/28/19	7,117.50 360.75 3,320.04 793.88 814.68	1810-00	(100) 8" Gate Cap, (100) 8" Galv Top Section 1810-00 (12) 1" MIPT Compression 1810-00 (16) Saddle 1810-00 Stainless Steel Fittings 1810-00 (1) 8" Tapping Sleeve
113483	9/20/2019	GRISWOLD INDUSTRIES 779102	8/26/19	10,015.84	1810-00	Cla-Val Inventory
113496	9/20/2019	SWAGELOK 10411	8/27/19	926.63	1810-00	3/8" Tube Male Connectors & Elbows
113504	9/26/2019	CORE & MAIN LP L004251 K996327	8/29/19 8/29/19	3,987.23 3,294.97	1810-00	Inventory 1810-00 Inventory
113508	9/26/2019	GRISWOLD INDUSTRIES 779794 779570	9/4/19 8/30/19	2,501.86 1,740.79	1810-00	(10) 3/8" CV Flow Control 1810-00 (4) 4" Power Trol Disk Retainer
LEGAL	Professional Services - Legal					
113460	9/12/2019	SCV WATER AUGUST 2019	8/31/19	707.00	7151-00	Expense Allocation 8/19
MAINT	Maintenance and Services					
113415	9/6/2019	ANDEL ENGINEERING CO 08004-05356	8/19/19	1,091.00	5455-00	Prepare Water Plan & Construction Staking - Newhall Tank 1B
113418	9/6/2019	CULLIGAN OF SYLMAR 1697959 1698183 1698188 1697148 1693421 1698187 1693100 1693928 1698182 1693420	8/31/19 8/31/19 8/31/19 7/31/19 7/31/19 8/31/19 7/31/19 7/31/19 7/31/19 8/31/19 7/31/19	972.00 122.00 32.00 148.00 122.00 148.00 972.00 32.00 488.00 488.00	5330-00	(4) Portable Tank Exchange - Newhall 9/19 (1) Portable Tank Exchange - Tesoro 9/19 (1) Portable Tank Exchange - Stetson Ranchl 9/19 (4) Portable Tank Exchange - Pinetree 8/19 (1) Portable Tank Exchange - Tesoro 8/19 (4) Portable Tank Exchange - Pinetree 9/19 (4) Portable Tank Exchange - Newhall 8/19 (1) Portable Tank Exchange - Stetson Ranch 8/19 (4) Portable Tank Exchange - Castaic 9/19 (4) Portable Tank Exchange - Castaic 8/19
113419	9/6/2019	DAN'S WELDING SERVICE 214	8/22/19	460.00	5425-00	Weld (4) Label Blow-Off Lids
113420	9/6/2019	EUROFINS EATON ANALYTICAL INC L0467736	8/22/19	240.00	5315-00	Water Analysis 8/7/19 - Castaic
113424	9/6/2019	KNUDTSON BUILDING MAINTENANCE 123165 123165	7/24/19 7/24/19	1,294.00 431.00	7221-00 5755-00	Janitorial Services 7/19 Janitorial Services 7/19
113427	9/6/2019	PEST OPTIONS INC 333742	7/31/19	1,238.55	5225-00	Weed & Vegetation Control 7/19
113428	9/6/2019	RICK FRANKLIN CONSTRUCTION INC 5564	8/23/19	8,372.00	5455-00	Asphalt Repair - Ebelden Ave

Check No.	Ck Date	Vendor Name /	Inv Date	Amount	GL Account	Description
113438	9/12/2019	AMERICAN EXPRESS				
		8/28/19	8/28/19	16.97	7163-00	Tools, Office Supplies, Web Services 8/19
		8/28/19	8/28/19	133.47	5525-00	Tools, Office Supplies, Web Services 8/19
113440	9/12/2019	BURRTEC WASTE INDUSTRIES INC				
		N114577173	9/1/19	90.90	7215-00	Disposal Service 9/19
		N114577173	9/1/19	90.90	5755-00	Disposal Service 9/19
113442	9/12/2019	CLARK PEST CONTROL				
		9/5/19	9/5/19	50.00	7221-00	Pest Control Service 9/19
113444	9/12/2019	COURIER-MESSENGER INC.				
		22465	8/31/19	400.00	5525-00	Courier Service 8/19
113445	9/12/2019	DEPARTMENT OF INDUSTRIAL RELATIONS				
		E1675966MR	8/31/19	225.00	7221-00	Conveyance Inspection Fee #155827
113448	9/12/2019	EQUATION TECHNOLOGIES INC.				
		54011	8/31/19	268.75	7163-00	Setup Replacement Work Station 8/19
113449	9/12/2019	EUROFINS EATON ANALYTICAL INC				
		L0469938	9/4/19	350.00	5315-00	Water Analysis 8/4/19 - Honby
		L0468794	8/28/19	240.00	5315-00	Water Analysis 8/7/19 - Reyes Adobe
113450	9/12/2019	EXPERIAN				
		CD2005008788	8/30/19	253.46	5525-00	Credit Checks 8/19
113457	9/12/2019	RICK FRANKLIN CONSTRUCTION INC				
		5560	8/14/19	6,434.00	5425-00	Asphalt Repair - Oak Springs Cyn
113460	9/12/2019	SCV WATER				
		AUGUST 2019	8/31/19	2,732.00	7221-00	Expense Allocation 8/19
		AUGUST 2019	8/31/19	125.00	7225-00	Expense Allocation 8/19
		AUGUST 2019	8/31/19	12,238.00	7163-00	Expense Allocation 8/19
113465	9/12/2019	WASTE MANAGEMENT				
		367166-0160-5	9/1/19	757.87	5755-00	(1) 40 yd. Roll-Off 8/1/19
113471	9/20/2019	BACKFLOW PREVENTION DEVICE TESTER				
		38366	8/27/19	165.00	5345-00	Annual Backflow Testing - 23780 Pine St
113484	9/20/2019	J.P. ARMAN COMPANY INC.				
		19-907	9/4/19	4,985.00	5755-00	Concrete Speed Bump - Yard
		19-0013	9/11/19	3,484.00	5455-00	Concrete Patch - 24958 Newhall Ave.
		19-905	9/4/19	3,848.00	5425-00	Concrete Patch - 24958 Newhall Ave
113493	9/20/2019	SKAGGS CONCRETE SAWING INC				
		2407	8/23/19	300.00	5425-00	(1) Saw Cut - Masters College
		2408	8/28/19	525.00	5425-00	Saw Cut - Newhall Ave
113502	9/26/2019	BUSH & DAUGHTERS REPAIR SERVICE				
		1944	9/3/19	680.00	5415-00	Troubleshoot Alarm - Castaic D1 Site
113507	9/26/2019	GREENSET LANDSCAPING				
		AUGUEST	9/1/19	375.00	5415-00	Landscape Maintenance 8/19
		AUGUEST	9/1/19	225.00	5225-00	Landscape Maintenance 8/19
		AUGUEST	9/1/19	150.00	5435-00	Landscape Maintenance 8/19
		AUGUEST	9/1/19	250.00	7221-00	Landscape Maintenance 8/19
		AUGUEST	9/1/19	250.00	5755-00	Landscape Maintenance 8/19
		AUGUEST	9/1/19	165.00	5455-00	Landscape Maintenance 8/19
113511	9/26/2019	KNUDTSON BUILDING MAINTENANCE				
		123360	9/24/19	1,294.00	7221-00	Janitorial Services 9/19
		123360	9/24/19	431.00	5755-00	Janitorial Services 9/19
113514	9/26/2019	PEST OPTIONS INC				
		333744	8/30/19	1,238.55	5225-00	Weed & Vegetation Control 8/19

Check No.	Ck Date	Vendor Name /	Inv Date	Amount	GL Account	Description
113518	9/26/2019	SCV WATER - SANTA CLARITA WATER DIVISION				
		8457	9/20/19	348.00		5455-00 Home Depot, Brinks, Fuel, AT&T, City of SC, Natec 6/19
		8457	9/20/19	552.67		5525-00 Home Depot, Brinks, Fuel, AT&T, City of SC, Natec 6/19
MATSUP		Material and Supply Expense				
113414	9/6/2019	AIRGAS SPECIALTY PRODUCTS				
		131610082	8/9/19	1,329.99		5330-00 Ammonium Hydroxide Solution - Newhall
113421	9/6/2019	FAMCON PIPE AND SUPPLY INC				
		S100002976.001	8/9/19	17,530.95		5425-00 48 x 60 x 48 J&R Traffic Vault
		S100008937.001	8/8/19	8,885.93		1810-00 (4) 12" Butterfly Valve Flange, (1) 12" Gate Valve
113422	9/6/2019	FERGUSON ENTERPRISES INC #1350				
		7913436	8/21/19	100.96		5706-00 Garden Hose Fittings & 3 pc. Plier Set - Unit #78
		7898113	8/19/19	24.68		5455-00 3/4" Brass Bushings & Garden Hose Caps
113423	9/6/2019	GRAINGER INC				
		9260479762	8/12/19	88.16		5755-00 (1) 20' Hose & Aluminum Hose Swivel
113425	9/6/2019	MCMMASTER-CARR				
		12549015	8/8/19	159.50		5755-00 Rat Zappers
113426	9/6/2019	MICHAEL DEVORE TRUCKING CO.				
		95943	8/12/19	3,552.22		5425-00 (50) ton A-Base, (25) ton Cold Mix
113429	9/6/2019	ROYAL INDUSTRIAL SOLUTIONS				
		8870-566980	8/20/19	71.54		5275-00 (26) Connector - Newhall Booster #4
113430	9/6/2019	RYAN HERCO PRODUCTS CORP				
		9295605	8/13/19	359.21		5325-00 (4) 1" Check Valve
113432	9/6/2019	SHILPARK PAINT				
		18579	8/14/19	153.78		5215-00 Paint & Supplies - Unit #78
		18579	8/14/19	153.78		5215-00 Paint & Supplies - Unit #78
113434	9/6/2019	SO CAL TURF & TRACTOR				
		01-1404	7/15/19	4,478.55		5706-00 (1) Compactor
113436	9/6/2019	STEP SAVER INC				
		348631	8/27/19	1,612.63		5330-00 (11,008) lbs. Certified Coarse Salt - Castaic
		348632	8/27/19	454.27		5330-00 (3380) lbs. Certified Coarse Salt - Newhall
113437	9/12/2019	AIRGAS SPECIALTY PRODUCTS				
		131610829	8/15/19	1,250.93		5330-00 Ammonium Hydroxide Solution - Newhall
		131610851	8/15/19	1,187.42		5330-00 Ammonium Hydroxide Solution - Newhall
113438	9/12/2019	AMERICAN EXPRESS				
		8/28/19	8/28/19	1,480.98		5706-00 Tools, Office Supplies, Web Services 8/19
113443	9/12/2019	CORE & MAIN LP				
		K986526	8/16/19	180.87		5425-00 (1) 3' Valve Stem Extension
113453	9/12/2019	GRISWOLD INDUSTRIES				
		778332	8/15/19	12.37		5225-00 Cla-Val Inventory
113454	9/12/2019	HOME DEPOT CREDIT SERVICES				
		8/27/19	8/27/19	160.74		5425-00 Tools & Supplies 8/19
		8/27/19	8/27/19	418.11		5706-00 Tools & Supplies 8/19
		8/27/19	8/27/19	971.69		5755-00 Tools & Supplies 8/19
		8/27/19	8/27/19	14.29		5455-00 Tools & Supplies 8/19
113456	9/12/2019	MICHAEL DEVORE TRUCKING CO.				
		95958	8/19/19	432.95		5425-00 (25) ton Fill Sand
113458	9/12/2019	RYAN HERCO PRODUCTS CORP				
		9294472	8/16/19	233.48		5325-00 Stenner Tube Assembly & Hose Pump Head Kit
		9300404	8/20/19	365.99		5325-00 (2) 1.5" PVC Line Strainer
113459	9/12/2019	SAF-T-FLO WATER SERVICES				
		19-4196	8/15/19	1,508.18		5325-00 1/2" PVC Solution Tubes & Check Valve Repair Kits

Check No.	Ck Date	Vendor Name /	Inv Date	Amount	GL Account	Description
113461	9/12/2019	STEP SAVER INC				
		CA1366817	9/5/19	218.91	5330-00 (1190) lbs. Certified Coarse Salt - Newhall	
		CA1366819	9/5/19	456.22	5330-00 (2480) lbs. Certified Coarse Salt - Castaic	
		CA1366816	9/5/19	1,065.50	5330-00 (5792) lbs. Certified Coarse Salt - Newhall	
113462	9/12/2019	SWAGELOK				
		10177	8/21/19	16.30	5225-00 (48) 3/8" SS Tube Fittings	
113464	9/12/2019	UNDERGROUND SERVICE ALERT				
		820190473	9/1/19	163.45	5425-00 (93) Dig Alerts 8/19	
113467	9/20/2019	AIRGAS SPECIALTY PRODUCTS				
		131611833	8/22/19	1,111.21	5330-00 Ammonium Hydroxide Solution - Newhall	
113470	9/20/2019	AT BATTERY COMPANY				
		38519	8/22/19	481.80	5215-00 (4) 12V 33Ah Acid Battery	
113475	9/20/2019	CLARKE SALES				
		4066	8/26/19	59.87	5345-00 (1) 1" Watts Check Module	
113476	9/20/2019	CORE & MAIN LP				
		K591390	8/23/19	238.62	5706-00 (6) Bilge Pump with 6" Hose	
		L085976	8/23/19	171.26	5425-00 (1) 27" Poly Tube	
113479	9/20/2019	DWYER INSTRUMENTS INC.				
		04768271	8/28/19	610.06	5415-00 (1) Pressure Switch	
113480	9/20/2019	FAMCON PIPE AND SUPPLY INC				
		S1000010895.001	8/28/19	111.00	5425-00 Redwood Plugs	
113483	9/20/2019	GRISWOLD INDUSTRIES				
		779102	8/26/19	13.47	5225-00 Cla-Val Inventory	
113489	9/20/2019	POLLARD WATER				
		WP005692	9/6/19	1,540.59	5330-00 (6) 40 Tablet Chlor	
113494	9/20/2019	SNAP-ON TOOLS				
		08281963566	8/28/19	99.97	5706-00 (4) 1/4" Coupling - Unit #51	
		08281963565	8/28/19	524.28	5706-00 Tools - Unit #51	
113496	9/20/2019	SWAGELOK				
		10411	8/27/19	16.29	5225-00 3/8" Tube Male Connectors & Elbows	
113497	9/20/2019	VALENCIA BUILDING MATERIALS CO., INC				
		306895	8/7/19	192.46	5425-00 (35) 90 lb. Concrete	
		306494	8/1/19	24.64	5425-00 (5) 90 lb. Concrete	
		307454	8/15/19	39.42	5425-00 (8) sk. Concrete	
113499	9/26/2019	AIRGAS SPECIALTY PRODUCTS				
		131613002	8/30/19	887.83	5330-00 Ammonium Hydroxide Solution - Newhall	
113504	9/26/2019	CORE & MAIN LP				
		L004251	8/29/19	210.24	5425-00 Inventory	
113506	9/26/2019	FERGUSON ENTERPRISES INC #1350				
		7930329	8/26/19	155.79	5425-00 (10) Hard Copper Tube, (1) Silver Brazing Rod	
113508	9/26/2019	GRISWOLD INDUSTRIES				
		779794	9/4/19	11.31	5225-00 (10) 3/8" CV Flow Control	
		779570	8/30/19	11.31	5225-00 (4) 4" Power Trol Disk Retainer	
113509	9/26/2019	HACH COMPANY				
		11616644	8/29/19	3,824.71	5330-00 Water Quality Supplies	
		11622531	9/4/19	1,570.79	5330-00 Water Quality Supplies	
113510	9/26/2019	HARRINGTON INDUSTRIAL PLASTICS LLC				
		005C6016	8/29/19	300.79	5375-00 (3) 2" Adapter Tank, (1) 1/2" Adapter Tank	
113513	9/26/2019	MICHAEL DEVORE TRUCKING CO.				
		95999	9/3/19	537.35	5425-00 (25) ton A-Base	

Check No.	Chk Date	Vendor Name /	Inv Date	Amount	GL Account	Description
113516	9/26/2019	RYAN HERCO PRODUCTS CORP				
		9306563	8/29/19	39.08	5275-00 (1) PVC Tank Adapter	
		9305120	8/27/19	82.56	5275-00 (1) Pharmed BPT Tubing	
		9306593	8/30/19	205.14	5275-00 (3) PVC Tank Adapter	
113518	9/26/2019	SCV WATER - SANTA CLARITA WATER DIVISION				
		8457	9/20/19	454.72	5275-00 Home Depot, Brinks, Fuel, AT&T, City of SC, Natec 6/19	
		8457	9/20/19	34.04	5425-00 Home Depot, Brinks, Fuel, AT&T, City of SC, Natec 6/19	
113519	9/26/2019	STEP SAVER INC				
		348989	9/18/19	766.08	5330-00 (5700) lbs. Certified Coarse Salt - Newhall	
		348988	9/18/19	410.19	5330-00 (2800) lbs. Certified Coarse Salt - Castaic	
113521	9/26/2019	TRANSENE COMPANY INC				
		172950	8/29/19	267.23	5330-00 (4) Buffer Solution, (1) Potassium Iodide	
OFFSUP		Office Supply Expense				
113433	9/6/2019	SMART & FINAL				
		8/31/19	8/31/19	266.10	7115-00 Office Supplies 8/19	
113438	9/12/2019	AMERICAN EXPRESS				
		8/28/19	8/28/19	166.20	7115-00 Tools, Office Supplies, Web Services 8/19	
113446	9/12/2019	DIRECT SAFETY SOLUTIONS INC				
		995836	8/15/19	271.01	5755-00 (250) Hard Cover Note Booklets	
113452	9/12/2019	GOLDEN STATE COPIER & MAILING SYSTEMS				
		43110	8/27/19	134.35	7115-00 (1) Standard Inkjet Cartridge	
113487	9/20/2019	MCCALLA COMPANY				
		266398	8/22/19	105.51	7115-00 (4) cs. Multi-Fold Towel	
113495	9/20/2019	STAPLES CREDIT PLAN				
		8/30/19	9/9/19	191.47	7115-00 Office Supplies 8/19	
113512	9/26/2019	MCCALLA COMPANY				
		267756	9/3/19	670.49	7115-00 (12) Urinal Replacement Cartridge	
OTHER		Other Expenses				
113460	9/12/2019	SCV WATER				
		AUGUST 2019	8/31/19	546.00	7120-00 Expense Allocation 8/19	
		AUGUST 2019	8/31/19	20.00	7120-00 Expense Allocation 8/19	
		AUGUST 2019	8/31/19	698.00	7120-00 Expense Allocation 8/19	
PROFOT		Professional Services - Other				
113517	9/26/2019	SCV WATER				
		57	7/19/19	303.75	7163-00 Shamrock Enterprises - Paychex JE Import	
PURWTR		Purchased Water				
113460	9/12/2019	SCV WATER				
		090619A	9/6/19	97,582.12	5130-00 Purchased Water 8/19	
		1900066	9/5/19	1,218.00	5315-00 Lab Fees 8/19	
		090619C	9/6/19	133,872.30	5130-00 Fixed Water Charge 8/19	
		090619B	9/6/19	15,400.56	5130-00 Purchased Water 8/19 - Saugus Well #1 & 2	
RENTLE		Rent/Lease Expense				
113455	9/12/2019	IRON MOUNTAIN RECORDS MANAGEMENT				
		BYKK321	8/31/19	299.73	7191-00 Document Storage Rental - Vault 9/19	
		BYJR358	8/31/19	280.22	7191-00 Document Storage Rental 9/19	
SAFETY		Safety Expense				
113460	9/12/2019	SCV WATER				
		AUGUST 2019	8/31/19	1,137.00	5735-00 Expense Allocation 8/19	
UNIFOR		Uniforms				
113460	9/12/2019	SCV WATER				
		AUGUST 2019	8/31/19	1,763.00	5705-00 Expense Allocation 8/19	

Check No.	Ck Date	Vendor Name /	Inv Date	Amount	GL Account	Description
UTILIT Utilities						
113417	9/6/2019	CRESCENT VALLEY 8/13/19	8/13/19	22.12	5230-00	Electric Bill 7/12-8/13/19 - Newhall Tank #6
113435	9/6/2019	SPECTRUM BUSINESS 0023634082119	8/21/19	1,680.68	7215-00	Phone & Internet Services 9/19
113439	9/12/2019	AT&T 9/5/19 8/26/19-2 08/23/19 8/26/19-1	9/5/19 8/26/19 8/23/19 8/26/19	238.39 342.38 53.55 342.38	7215-00	Operations Facility 661 254-1841 Final Bill Backup Lines 661 254-1900 Final Bill Operations Facility 661 254-1841 8/19 Elevator Emergency 661 254-4865 Final Bill
113447	9/12/2019	EDISON CO 9/7/19	9/7/19	4,194.55	7215-00	A/C #2-40-708-2270 8/19
113466	9/12/2019	YP 9/1/19	9/1/19	21.00	7215-00	Directory Advertising 9/19
113469	9/20/2019	AROUND-THE-CLOCK CALL CENTER INC 191000314101	9/16/19	490.35	7215-00	Answering Service 8/19-9/23/19
113478	9/20/2019	DIRECTV 36677656913 36677656913 36678877138	9/8/19 9/8/19 9/8/19	76.49 76.49 24.99	5755-00 7215-00 7215-00	Satellite Service 9/7-10/6/19 - Office & Operations Facility Satellite Service 9/7-10/6/19 - Office & Operations Facility Satellite Service 9/7-10/6/19 - Lobby
113500	9/26/2019	AT&T 000013610710 000013610709 000013610711	9/11/19 9/11/19 9/11/19	50.70 36.67 26.20	7215-00 7215-00 7215-00	Elevator Emergency 9391067942 9/19 Backup Lines 9391067940 9/19 Backup Analog 9391067943 9/19
113505	9/26/2019	EDISON CO 9/19/19 9/19/19 9/19/19	9/18/19 9/18/19 9/18/19	2,450.85 22,368.09 3.30	5225-00 5230-00 5235-00	A/C #2-40-708-2270 9/19 A/C #2-40-708-2270 9/19 A/C #2-40-708-2270 9/19
113518	9/26/2019	SCV WATER - SANTA CLARITA WATER DIVISION 8457	9/20/19	224.93	7215-00	Home Depot, Brinks, Fuel, AT&T, City of SC, Natec 6/19
VEHICL Vehicle Maintenance						
113434	9/6/2019	SO CAL TURF & TRACTOR 01-1390 01-1389	7/12/19 7/12/19	45.20 1,087.79	5715-00	(8) Injector Cleaner Replace Blown Tamper Motor - Soil Compactor Unit #51
113460	9/12/2019	SCV WATER AUGUST 2019 AUGUST 2019	8/31/19 8/31/19	3,236.00 10,200.00	5715-00 5775-00	Expense Allocation 8/19 Expense Allocation 8/19
113486	9/20/2019	LUBRICATION ENGINEERS INC IN4003004	8/28/19	3,202.85	5715-00	Monolec Engine Oil & Power Fluid
113518	9/26/2019	SCV WATER - SANTA CLARITA WATER DIVISION 8457	9/20/19	113.65	5715-00	Home Depot, Brinks, Fuel, AT&T, City of SC, Natec 6/19
Payments:				<u>1,659,041.74</u>		

Totals by AP Distribution Code

Dist. Code		Total Amou
CIP	Construction in Progress	66,605.20
CONDEP	Construction Meter Deposit Refunds	2,400.00
CONSER	Conservation/BMP/MOU	486.00
CUSREF	Customer Refunds	1,458.63
DEBT	Debt Service Payments	226,904.58
DEVREF	Developer Refunds	7,383.12
DIREMP	Director/Employee Expense	848,303.88
DUES	Dues/Memberships/Certification	144.00
INSUR	Insurance	11,700.95
INV	Inventory	62,991.25
LEGAL	Professional Services - Legal	707.00
MAINT	Maintenance and Services	60,323.09
MATSUP	Material and Supply Expense	64,098.63
OFFSUP	Office Supply Expense	1,805.13
OTHER	Other Expenses	1,264.00
PROFOT	Professional Services - Other	303.75
PURWTR	Purchased Water	248,072.98
RENTLE	Rent/Lease Expense	579.95
SAFETY	Safety Expense	1,137.00
UNIFOR	Uniforms	1,763.00
UTILIT	Utilities	32,724.11
VEHICL	Vehicle Maintenance	17,885.49

SCV WATER
Santa Clarita Water Division
Check Register Report
From: Sept 1, 2019 to Sept 30, 2019

Vendor Name	Transaction Description	Transaction Amount
21ST CENTURY INSURANCE	VEHICLE REIMBURSEMENT	\$1,529.28
21ST CENTURY INSURANCE		\$1,529.28
A T & T	OFFICE 661-260-1513-030-9	\$188.00
	WAREHOUSE PHONE 020-749-6745-001	\$15.64
	OFFICE PHONE 020-749-6745-001	\$15.63
A T & T		\$219.27
A V EQUIPMENT RENTAL INC	BROOM/ SPADE	\$420.76
	CAUTION TAPE/ HOSE	\$305.57
A V EQUIPMENT RENTAL INC		\$726.33
ADAM PONTIOUS	CAR WASH	\$29.95
ADAM PONTIOUS		\$29.95
ADAM VITAL	TZ RENEWAL	\$60.00
ADAM VITAL		\$60.00
ALTA FOOD CRAFT	WAREHOUSE KITCHEN SUPPLY	\$235.48
ALTA FOOD CRAFT		\$235.48
ANDEL ENGINEERING CO.	S19-734 PFAS EXPENSES	\$5,531.00
ANDEL ENGINEERING CO.		\$5,531.00
AQUA-FLO SUPPLY	SECO BOOSTER	\$368.32
	1" 5X5 SCH 80 PVC	\$127.05
	MCC PIPE CUTTER	\$94.74
	1/2" THREADED BRASS	\$55.22
	1"TXT SCH 80 PVC	\$47.35
AQUA-FLO SUPPLY		\$692.68
ARB/PERP	RENEW 3 ENGINES	\$3,300.00
ARB/PERP		\$3,300.00
AROUND THE CLOCK	SEPT SERVICE	\$1,122.47
AROUND THE CLOCK		\$1,122.47
ARSENAL TOOL, LLC	26" COMBO BLADE DMOND	\$821.25
	ADDITIONAL SALES TAX	(\$3.75)
ARSENAL TOOL, LLC		\$817.50
ASCENSION RECOVERY MANAGEMENT, LLC	AUG 2019 COLLECTION FEE	\$230.98
ASCENSION RECOVERY MANAGEMENT, LLC		\$230.98
AUTOMATED WATER TREATMENT	CALCIUM HYPOCHLORITE	\$3,302.00
	CALCIUM HYPOCHLORITE	\$3,302.00
AUTOMATED WATER TREATMENT		\$6,604.00
BAY ALARM COMPANY	ENGINEERING SEPT 19	\$138.25
	ENGINEERING AUG 19	\$135.00
	CUSTOMER SERVICE SEPT	\$132.50
	CUSTOMER SERVICE JULY	\$80.00
	CUSTOMER SERVICE AUG 19	\$80.00
	ENGINEERING JULY	\$70.00
	CUSTOMER SERVICE AUG 19	\$52.50
BAY ALARM COMPANY		\$688.25
BEST BEST & KRIEGER LLP	S10-808 CELLULAR LICENSE AGREEMENTS	\$2,430.00
BEST BEST & KRIEGER LLP		\$2,430.00
BODYSHOP661, INC.	S5 REPAIR TIRE BLOWOUT	\$2,200.04
BODYSHOP661, INC.		\$2,200.04
BRIAN SCHAUMBURG	S18-609 REFUND DEPOSIT	\$4,669.85
BRIAN SCHAUMBURG		\$4,669.85
BRINK'S INC.	SEPT 19 SERVICE	\$1,097.78
BRINK'S INC.		\$1,097.78
BURRTEC WASTE INDUSTRIES	SEPT SERVICE	\$90.90
BURRTEC WASTE INDUSTRIES		\$90.90
CANDACE BAVETTA	2708 FOOTHILL REFUND	\$68.23

SCV WATER
Santa Clarita Water Division
Check Register Report
From: Sept 1, 2019 to Sept 30, 2019

Vendor Name	Transaction Description	Transaction Amount
CANDACE BAVETTA		\$68.23
CORE & MAIN LP	GA-52C LOCATOR	\$2,751.69
	2" SOFT COPPER TUBING	\$2,662.80
	16" FLG X HYMAX ADAPTER	\$2,563.80
	3/8" SS BALL VALVE	\$1,923.91
	1" IPS X INSTATITE IPS CO	\$1,836.32
	3/8" MIP X 3/8" COMP	\$1,766.55
	1 X 2 5/8" BRASS METER CO	\$1,626.08
	4" X 2 1/2" WHARF HEAD	\$1,492.77
	16" SLIP ON FLANGES	\$1,492.53
	3/4" MIP X INSTATITE IPS	\$1,488.54
	8" HYMAX COUPLING	\$1,185.27
	2" MIP X MIP CORP STOP	\$1,073.32
	2" BALL ANGLE METER STOP	\$961.39
	26" GAURD KIT	\$862.96
	14" SLIP ON FLANGES	\$806.89
	2" 2-HOLE METER FLANGE	\$714.60
	6" FLG X HYMAX ADAPTER	\$685.12
	3/4" FIP X IPS, INSTATITE	\$506.99
	16" FLANGE BOLT KITS	\$476.98
	3/4" MIP X CTS COMP. COUP	\$409.53
	3/4" FIP X CTS COMP. COUP	\$391.79
	12" SLIP ON FLANGES	\$326.20
	6" X 48" RT X FLANGE CI B	\$286.18
	1" DIE 1- 1/4	\$282.99
	1" BRASS, STREET, ELL	\$255.24
	3/4" X 1" BRASS TEE	\$220.53
	2" BRASS, STREET, ELL	\$172.53
	2" BRASS SCREW TEE	\$163.46
	2" BRASS ELL	\$160.75
	1" X 6" C.T.S, REPAIR CLA	\$119.14
	3/4" X 6" BRASS NIPPLES	\$113.88
	3/4" BRASS SCREWED TEE	\$99.21
	4" BLIND FLANGE	\$90.60
	4" X 12" NIPPLES	\$76.64
	1" X CLOSE BRASS NIPPLE	\$59.13
	6" SLIP ON, CLASS 150, FL	\$30.00
CORE & MAIN LP		\$30,136.31
CSI SERVICES, INC	S15-716 HONBY NO. 1 TANK - EXTERIOR ROOF	\$14,440.00
	PRINCESS TANK 1 & 2	\$1,510.00
	S18-907 NEWHALL 2 WATER TANK	\$855.00
CSI SERVICES, INC		\$16,805.00
DAN'S WELDING SERVICE	S19-710 FY19/20 TANK FACILITY IMPROVEMENTS	\$1,840.00
	S15-714 PLACERITA BOOSTER SC-12	\$805.00
	DEMO CIRCLE HYDRO	\$690.00
	WELDING FRWY/FRWY OAKS	\$460.00
DAN'S WELDING SERVICE		\$3,795.00
DATAVO	WAREHOUSE PHONE LINE	\$54.04
DATAVO		\$54.04
E.R.R.G	CUSTOMER REFUND	\$575.14
E.R.R.G		\$575.14

SCV WATER
Santa Clarita Water Division
Check Register Report
From: Sept 1, 2019 to Sept 30, 2019

Vendor Name	Transaction Description	Transaction Amount
ELIZABETH OOMS-GRAZIANO	NEW EMPLOYEE LUNCH ALEX E.	\$15.49
ELIZABETH OOMS-GRAZIANO		\$15.49
EUROFINS EATON ANALYTICAL, INC.	LABORATORY WATER TESTING AND SUPPORT SERVICES	\$960.00
EUROFINS EATON ANALYTICAL, INC.		\$960.00
FEDEX	S16-623 TRACT 60299 - SKYLINE RANCH PARDEE	\$45.10
	S16-618 INSTALL SERVICE FOR GOLDEN VALLEY RD SHERIFF STATION	\$33.63
FEDEX		\$78.73
GARY KOVNAT	CUSTOMER REFUND	\$64.76
GARY KOVNAT		\$64.76
GEORGE ZOROYA	CUSTOMER REFUND	\$29.68
GEORGE ZOROYA		\$29.68
GRAINGER	HOSE REEL 3/8"	\$789.83
	SS BALL VALVE 3/8"	\$480.07
	BARRIER FENCE FT	\$339.39
	ABRASIVE WHEEL 60 GRI	\$270.47
	SS BALL VALVE	\$173.84
GRAINGER		\$2,053.60
HOME DEPOT CREDIT SERVICES	1/2" FP BALL VALVE	\$547.24
	DEWALT BRUSHLESS BLOWER	\$537.55
	20V IMP WRENCH	\$496.93
	S19-711 FY19/20 TANK FACILITY IMPROVEMENTS EQ VALVES	\$465.30
	6' STEEL T POST	\$336.55
	3" IMC CONDUIT	\$297.54
	CRESENT 18" ADJ WRENCH	\$239.25
	BRASS ADAPTER 3/4 X3	\$232.32
	DEWALT 5AH BAT PACK	\$211.24
	DEWALT BATTERY PACK	\$203.85
	CONN STEEL STRAIGHT	\$137.06
	MORTAR MIX	\$124.90
	8 OUTLET UPS	\$107.16
	CHANNELLOCK PLIERS	\$92.95
	UNGER 8' 2 SECTIO	\$83.09
	UNGER COB WEB DUSTER	\$63.37
	SCH40 10 FT	\$55.75
	TRUFUEL 50:1 110OZ	\$52.42
	ABS EL 90DEG	\$45.45
	1/2"X60 PIPE THREAD	\$38.93
	1/4 ODX POLY TUBE	\$36.17
	3 PIECE WRENCH FIT	\$30.68
	FESCUE SOD	\$21.48
	6' POLE	(\$10.91)
HOME DEPOT CREDIT SERVICES		\$4,446.27
INFOSEND, INC.	AUG POSTAGE	\$10,428.90
	AUG BILLING	\$3,384.87
	AUG E BILLING	\$536.04
	ADDITIONAL SALES TAX	(\$22.01)
INFOSEND, INC.		\$14,327.80
IRON MOUNTAIN	STORAGE SEPT/SERVICE SUPPLY	\$1,375.32
	SERVICE AUG	\$221.85
	STORAGE SEPT/SERVICE SUPPLY	\$36.10
IRON MOUNTAIN		\$1,633.27

SCV WATER
Santa Clarita Water Division
Check Register Report
From: Sept 1, 2019 to Sept 30, 2019

Vendor Name	Transaction Description	Transaction Amount
J. P. ARMAN CO.	CUSTOMER REFUND	\$5,954.00
	CONCRETE HASKELL/KYRA	\$5,894.00
J. P. ARMAN CO.		\$11,848.00
JON MAHAR	WATER TREATMENT CLASS	\$299.99
JON MAHAR		\$299.99
JOSE J. MARTIN	PVC BUSHING	\$33.39
JOSE J. MARTIN		\$33.39
KELTIE COLE	S18-906 REFUND DEPOSIT	\$3,992.94
KELTIE COLE		\$3,992.94
KENNEDY/JENKS CONSULTANTS	S16-702 RECYCLED WATER PIPELINE	\$15,133.30
	S16-618 INSTALL SERVICE FOR GOLDEN VALLEY RD SHERIFF STATION	\$13,523.75
	S18-906 WORK FOR VALENCIA WATER DIVISION	\$9,020.00
	S16-618 INSTALL SERVICE FOR GOLDEN VALLEY RD SHERIFF STATION	\$4,510.00
	S16-817 KENNEDY JENKS - ON CALL PSA	\$3,552.81
	S16-618 INSTALL SERVICE FOR GOLDEN VALLEY RD SHERIFF STATION	\$3,075.00
	S16-817 KENNEDY JENKS - ON CALL PSA	\$2,982.24
	VWD# 2453 MISSION HILLS	\$1,435.00
	S19-105N RR AVE/ SALAZ ABANDON PIPELINE AND EASEMENT 24605 RAILROAD AVE	\$1,127.50
	S19-105N RR AVE/ SALAZ ABANDON PIPELINE AND EASEMENT 24605 RAILROAD AVE	\$1,127.50
	S19-101N TESORO 4HRS	\$820.00
	S16-623 TRACT 60299 - SKYLINE RANCH PARDEE	\$615.00
	S17-612 2 WATER TANKS FOR SKYLINE RANCH	\$307.50
	S17-604 VISTA CYN RCH-RECYCLED WATER	\$205.00
	S18-306V INSTALL WATER SERVICE AT 25048 VALENCIA BLVD	\$205.00
	S19-303V SERVICES AT HANCOCK PARKWAY SOUTHWEST PARCEL 6 PM26363	\$205.00
	VWD# 6720 MISSION HILLS	\$205.00
KENNEDY/JENKS CONSULTANTS		\$58,049.60
KIMBALL MIDWEST	CLEAR ZERO MASS	\$765.51
	MAROON ALL PURP	\$119.57
KIMBALL MIDWEST		\$885.08
KRISTIN BLY	CUSTOMER REFUND	\$66.70
KRISTIN BLY		\$66.70
LAURIE RUDDICK	CUSTOMER REFUND	\$94.00
LAURIE RUDDICK		\$94.00
MARI-CO MAIL SERVICE	AUG COURIER SERVICE	\$300.00
MARI-CO MAIL SERVICE		\$300.00
MICHAEL EKINDJIAN	CUSTOMER REFUND	\$68.24
MICHAEL EKINDJIAN		\$68.24
NEWHALL VALENCIA LOCK & KEY	CAM LOCKS	\$134.95
NEWHALL VALENCIA LOCK & KEY		\$134.95
NINO ALDI	CUSTOMER REFUND	\$120.81
NINO ALDI		\$120.81
O'REILLY AUTO PARTS	BOOSTER CBL	\$47.07
O'REILLY AUTO PARTS		\$47.07
OFFICE DEPOT, INC.	WAREHOUSE OFFICE SUPPLY	\$563.04
OFFICE DEPOT, INC.		\$563.04
OLYMPUS AND ASSOCIATES, INC	S15-716 HONBY NO. 1 TANK - EXTERIOR ROOF	\$83,084.82
	S15-716 HONBY NO. 1 TANK - EXTERIOR ROOF	\$79,128.40
	RETENTION S15-716	(\$3,956.42)
	S15-716 HONBY NO. 1 TANK - EXTERIOR ROOF	(\$83,084.82)
OLYMPUS AND ASSOCIATES, INC		\$75,171.98
PAJONO WOODWORKS	REDWOOD PLUGS	\$335.21
PAJONO WOODWORKS		\$335.21
PAUL GALLO	S19-803 FY 19/20 WATER CONSERVATION	\$468.00

SCV WATER
Santa Clarita Water Division
Check Register Report
From: Sept 1, 2019 to Sept 30, 2019

Vendor Name	Transaction Description	Transaction Amount
PAUL GALLO		\$468.00
PAYMENTUS GROUP INC.	AUG 2019 SERVICE CHARGE	\$11,529.00
PAYMENTUS GROUP INC.		\$11,529.00
PEST OPTIONS INC.	AUG SERVICE	\$2,226.36
	JULY SERVICE	\$2,226.36
	SEPT SERVICE	\$2,226.36
PEST OPTIONS INC.		\$6,679.08
PHYL-MAR ELECTRICAL SUPPLY	CU50 BUILDWIRE	\$144.24
	KLEIN PLIERS	\$81.06
	TPZ 2108	\$16.64
PHYL-MAR ELECTRICAL SUPPLY		\$241.94
PITNEY BOWES GLOBAL FINANCIAL SVCS	POSTAGE MACHINE	\$712.27
PITNEY BOWES GLOBAL FINANCIAL SVCS		\$712.27
PRAXAIR DISTRIBUTION, INC	GRIND WHEEL U-1/2X	\$132.42
PRAXAIR DISTRIBUTION, INC		\$132.42
PREMIERE GLOBAL SERVICES	S16-623 TRACT 60299 - SKYLINE RANCH PARDEE	\$50.77
PREMIERE GLOBAL SERVICES		\$50.77
RICHARD C. SLADE & ASSOCIATES LLC	S15-609 WELL SITING STUDY-REPLACE MITCHELL 5A	\$4,873.50
	S15-609 WELL SITING STUDY-REPLACE MITCHELL 5A	\$1,281.25
RICHARD C. SLADE & ASSOCIATES LLC		\$6,154.75
RICK FRANKLIN CONSTRUCTION, INC	WILEY CANYON ASPHALT REP	\$7,194.00
	ASPHALT VARIOUS LOCAT	\$3,286.00
	ASPHALT 15929 MANDALA	\$1,512.00
	ASPHALT 22080 WINDHAM	\$1,344.00
RICK FRANKLIN CONSTRUCTION, INC		\$13,336.00
ROYAL INDUSTRIAL SOLUTIONS	2-IN STR L/T	\$138.75
	FLEX LIQ-TITE	\$29.04
	250V FUSE	\$28.25
	SCHD-40 CONDUIT	\$21.87
	RIGID STRUT STRAP	\$14.71
ROYAL INDUSTRIAL SOLUTIONS		\$232.62
RYAN LEXY	CUSTOMER REFUND	\$56.98
RYAN LEXY		\$56.98
SAGE STAFFING	ROMERO 8/26	\$1,972.89
	ROMERO 9/16	\$1,692.36
	ROMERO 9/9	\$1,645.35
	ROMERO 9/2	\$1,574.84
	EVANS 8/26	\$1,533.40
	EVANS 9/16	\$1,463.72
	EVANS 9/2	\$1,359.16
SAGE STAFFING		\$11,241.72
SANDRA MUHL	CUSTOMER REFUND	\$60.88
SANDRA MUHL		\$60.88

SCV WATER
Santa Clarita Water Division
Check Register Report
From: Sept 1, 2019 to Sept 30, 2019

Vendor Name	Transaction Description	Transaction Amount	
SANTA CLARITA VALLEY WATER AGENCY	AUG FIXED	\$650,480.39	
	AUG 19 DIRECT PAYROLL	\$588,345.19	
	AUG VARIABLE	\$570,730.36	
	#12 SOLAR STAR XXVIII	\$61,273.74	
	AUG SAUGUS	\$42,000.00	
	8/19 ALLOC TECH SERVICE	\$29,147.00	
	#11 SOLAR STAR XXIV	\$12,012.27	
	AUG 19 RETIREE MEDICAL	\$9,852.55	
	08/19 ALLOC VEH MAINTENANCE	\$6,713.00	
	08/19 FUEL	\$6,671.00	
	#4 AAC UTILITY PARTNER	\$6,300.00	
	08/19 UNIFORM & APPAREL	\$3,461.00	
	AUG LAB	\$3,306.00	
	8/19 ALLOC B&G	\$2,732.00	
	8/19 ALLOC CONSERVATION	\$2,388.00	
	8/19 ALLOC SAFETY	\$2,231.00	
	#6- ENEL X- IN056048	\$2,160.00	
	8/19 ALLOC PR	\$1,768.00	
	8/19 ALLOC LEGAL	\$1,585.00	
	#13 US BANK 5433676	\$1,396.89	
	08/19 INTERNAL REL	\$1,046.00	
	AUG 19 ACWA JPIA RETIRED	\$886.27	
	#2- WAXIE SANITARY SUPPLIES	\$658.48	
	#1 SHAMROCK ENTERPRISE	\$596.25	
	#3 AAC UTILITY PARTNER	\$426.31	
	#10 AT&T 13446037 WAREHOUSE	\$341.43	
	8/19 OFFICE EQUIPMENT	\$252.00	
	8/19 ALLOC LIAB	\$244.00	
	08/19 ALLOC DUES/MEM	\$134.00	
	#9 AT&T 13446037 WAREHOUSE	\$82.34	
	#7- WAGeworks -0719	\$73.80	
	#16 FEDEX INV	\$62.78	
	8/19 ALLOC RECRUIT	\$20.00	
	#8- ARAMARK- 073119	(\$99.37)	
	RECLASS ACWA INV	(\$475.00)	
	AUG 19 PAYROLL SCWD	(\$1,816.40)	
	AUG-JUL 19 PAYROLL	(\$5,522.29)	
	AUG FCF DIST'N: CF 20	(\$26,836.00)	
	SANTA CLARITA VALLEY WATER AGENCY		\$1,974,627.99
	SCVWA - NEWHALL WATER DIVISION	23780 N PINE ST REF	\$294.64
SCVWA - NEWHALL WATER DIVISION		\$294.64	
SCVWA-VALENCIA WATER DIVISION	24631 ROCKFELLER REF	\$43.70	
SCVWA-VALENCIA WATER DIVISION		\$43.70	
SO. CALIFORNIA EDISON CO.	AUG 19 2-40-637-7457	\$114,917.89	
	AUG 19 2-40-637-4652	\$63,176.90	
	OFFICE SEP19 2-40-637-9065	\$4,227.51	
	WAREHOUSE SEP19 2-40-637-90650	\$2,068.24	
	SEPT 19 3-051-0463-13	\$10.06	
SO. CALIFORNIA EDISON CO.		\$184,400.60	
TPX COMMUNICATIONS	OFFICE AUG	\$953.66	
TPX COMMUNICATIONS		\$953.66	

SCV WATER
Santa Clarita Water Division
Check Register Report
From: Sept 1, 2019 to Sept 30, 2019

Vendor Name	Transaction Description	Transaction Amount
TRAFFIC MANAGEMENT, INC.	BARRICADE TYPE II	\$592.13
	TOW AWAY SIGNS	\$410.63
TRAFFIC MANAGEMENT, INC.		\$1,002.76
TROPICAL WEST DESIGNS	SEPT SERVICE	\$137.50
TROPICAL WEST DESIGNS		\$137.50
USABBLUEBOOK	JOHN CRANE PACKING	\$1,145.83
	MAGNET PIPE LOCATOR	\$190.17
	FLEX PCK HOOK 5/16'	\$27.35
USABBLUEBOOK		\$1,363.35
VALENCIA WATER DIVISION-SCVWA	ADDITIONAL BILL/COR 10416	\$707.75
VALENCIA WATER DIVISION-SCVWA		\$707.75
WASTE MANAGEMENT-BLUE BARREL	AUG SERVICE	\$1,147.06
WASTE MANAGEMENT-BLUE BARREL		\$1,147.06
WELLS FARGO	ENGINEERING OFFICE SUPPLIES	\$1,009.31
WELLS FARGO		\$1,009.31
WILLIAM HORMAN	CUSTOMER REFUND	\$47.23
WILLIAM HORMAN		\$47.23
WL CONSTRUCTION SUPPLY INC.	20"DIAMOND BLADE	\$567.49
WL CONSTRUCTION SUPPLY INC.		\$567.49
WOLF'S TOWING AND AUTO REPAIR	TOWN 3106	\$310.00
	TOW 538	\$193.75
	TOW #38	\$155.00
	TOW UNIT 5	\$155.00
	MOVE VEHICLE	\$75.00
WOLF'S TOWING AND AUTO REPAIR		\$888.75
ZEP SALES & SERVICE	ZEP SOY RESPONSE	\$256.02
ZEP SALES & SERVICE		\$256.02
Summary		\$2,477,674.32

SCV Water
Valencia Water Division
Check Register Report
September 30,2019

Vendor Name	Description	Total
ACC BUSINESS	Internal Circuit	1,576.44
ACC BUSINESS		1,576.44
ACCO ENGINEERED SYSTEMS, INC	Office A/C Maintenance	1,267.00
	A/C Troubleshoot	1,796.96
ACCO ENGINEERED SYSTEMS, INC		3,063.96
ACCOUNTEMPS, ROBERT HALF INTERNATIONAL INC.	O. Simi, Actg Temp	2,274.87
ACCOUNTEMPS, ROBERT HALF INTERNATIONAL INC.		2,274.87
AHERN RENTALS, INC	Forklift Rental	4,739.21
AHERN RENTALS, INC		4,739.21
AIRGAS USA, LLC	Personal Property Tax	282.72
	W-9 Softening	318.05
	Carbon Dioxide Microbulk	1,054.38
AIRGAS USA, LLC		1,655.15
ALLERCLEAN PEST CONTROL SERVICES	Monitoring & Billing 8/15	42.00
ALLERCLEAN PEST CONTROL SERVICES		42.00
AMAZON CAPITAL SERVICES, INC.	Phone Mount for Car	12.99
	Tablet Clipboard Case	170.74
	General Office Supplies	7.67
	Ergonomic Mouse	27.33
AMAZON CAPITAL SERVICES, INC.		218.73
AQUA-FLO SUPPLY INC	(100) 80 Pvc Pipe	74.11
	(1) 3" Pvc Repair Coupling	32.24
AQUA-FLO SUPPLY INC		106.35
ARMORCAST PRODUCTS COMPANY	(36) RPM Box	3,502.87
ARMORCAST PRODUCTS COMPANY		3,502.87
AROUND THE CLOCK CALL CENTER	Answering Service	888.87
AROUND THE CLOCK CALL CENTER		888.87
AT&T	Long Distance Svc Thru	27.85
	Remote Access - Fiber	39.65
	Main, Nw, NC Final Bill	54.65
	Customer Svc Lines Final Bill	6,290.10
	Main, NW, NC 8/7/19-9/6/19	1,639.21
	Lan Modem 7/28/19-8/2/19	17.58
AT&T		8,069.04

SCV Water
Valencia Water Division
Check Register Report
September 30,2019

Vendor Name	Description	Total
AT&T CALNET	Remote Access - Fiber	24.18
	Lan Modem - 8/11/19-9/10/19	25.24
	Customer Svc, Business lines	898.17
	Main, NW, NC 8/11/19-9/10/19	2,204.43
	M. East 8/11/19-9/10/19	402.00
AT&T CALNET		3,554.02
BACKFLOW PREV DEV TESTER	Backflow Valencia HQ	110.00
BACKFLOW PREV DEV TESTER		110.00
BAY ALARM COMPANY	Service Fee 8/28-10/1/19	246.77
	Installation & Equipment	2,661.04
BAY ALARM COMPANY		2,907.81
BEST BUY BUSINESS ADVANTAGE	(1) Sony LED	1,649.49
	Batteries	625.15
BEST BUY BUSINESS ADVANTAGE		2,274.64
BOUQUET AUTO PARTS	(2) Gauge Jumpers	328.48
BOUQUET AUTO PARTS		328.48
BURRTEC WASTE INDUSTRIES, INC.	Trash Service September	354.46
BURRTEC WASTE INDUSTRIES, INC.		354.46
CDW DIRECT, LLC	Privacy Filter J. Grothe	109.68
	(4) Desk Monitor Arms	1,248.39
	(1) TV Mount	1,106.64
	3 Year Cloud Control	993.73
	(1) Lenovo Thinkpad	1,068.71
	(1) USB Cables	355.49
	(1) Privacy Screen Filter	116.03
	General Office Supplies	133.70
	HP 1950 48G Port	1,702.11
	(2) Startech RJ45	119.46
	(8) Apc Back-Ups	957.27
	(2) Micro 16GB Modules	264.16
	(1) Dock Station for Laptop	194.26
	(1) Surface Studio	4,548.27
(10) Bluebeam License	4,548.40	
CDW DIRECT, LLC		17,466.30
CLEAN RITE MOBILE DETAILING	(7) Car Wash	210.00
	(5) Car Wash	150.00
CLEAN RITE MOBILE DETAILING		360.00
CLEAN TOUCH JANITORIAL, INC.	Janitorial Service 8/19	1,675.00
CLEAN TOUCH JANITORIAL, INC.		1,675.00

SCV Water
Valencia Water Division
Check Register Report
September 30,2019

Vendor Name	Description	Total
CONVERGEONE, INC.	Maintenance Support	19,140.12
CONVERGEONE, INC.		19,140.12
CORE & MAIN LP	(400) Meter Registers	13,590.05
	(50) 1" Meters	8,157.76
	General Parts & Hydrant Parts	1,016.69
	(40) Utility Box	2,741.00
	(1) Hydrant Meter	758.11
	(24) Gallon Drum Calcium	1,970.85
	(24) Plastic Hydrant	208.66
	(3) CPIG FIPxPJ	373.18
	(12) Lid Only M/Water	574.35
	(24) Pipeline Combo	65.96
	(48) 5 Gallon Calcium	3,937.45
	(1000) Meter Washer	136.87
	Meters	49,185.50
	(46) Drum Captor Calcium	3,787.89
	(30) Meter Adaptor	383.03
	DryTec Chlorine 5LB	2,978.57
	(60) Meter (48) Meter Adaptor	2,251.01
CORE & MAIN LP		92,116.93
COSTA PARTNERS, LLC	Dynamics GP Consulting	3,052.50
COSTA PARTNERS, LLC		3,052.50
DATALINK NETWORKS INC.	Datto Service August	968.66
DATALINK NETWORKS INC.		968.66
DATAPROSE, LLC	HC Letters	565.86
	Customer Billing, Aug	15,832.66
DATAPROSE, LLC		16,398.52
DIRECTV, INC.	Services 8/16/19-9/15/19	97.98
DIRECTV, INC.		97.98
EBIX, INC.	Base Fee Aug, CPI Adj	468.67
EBIX, INC.		468.67

SCV Water
Valencia Water Division
Check Register Report
September 30,2019

Vendor Name	Description	Total
EUROFINS EATON ANALYTICAL INC	UCMR4-VWD-AM2, 4/30/19	2,040.00
	UCMR4 July	1,530.00
	Stage 2 Quarterly DBP	1,080.00
	UCMR4	510.00
	Project Drinking	1,600.00
	VWC-AM1	4,400.00
	VWC - AM1	6,500.00
	NPDES Well 201	794.00
EUROFINS EATON ANALYTICAL INC		18,454.00
FEDEX	FedEx Svc	54.92
FEDEX		54.92
FERGUSON WATERWORKS	(96) 5G Liquid Solution	7,148.16
	(48) 5G Liquid Solution	3,574.08
FERGUSON WATERWORKS		10,722.24
FS CONSTRUCTION	Car Detail Reimbursement	100.00
FS CONSTRUCTION		100.00
GRAINGER	(4) 100 Disposable Gloves	181.48
	(4) Headstrap Assembly	198.62
GRAINGER		380.10
HARRINGTON INDUSTRIAL PLASTICS LLC	(2) Hydra - Cell & (2) AMP	4,663.96
	(50) Diaphragm EPDM	1,350.77
HARRINGTON INDUSTRIAL PLASTICS LLC		6,014.73
HARRIS AMERICAN	General Office Supplies	63.80
	Office Paper & Legal Pads	318.91
	Pens, Markers, Rulers, Pencils	418.01
HARRIS AMERICAN		800.72
HERMOSILLO, GIL	Car Washes	42.51
HERMOSILLO, GIL		42.51
IRON MOUNTAIN, INC.	Office Shred	113.00
IRON MOUNTAIN, INC.		113.00

SCV Water
Valencia Water Division
Check Register Report
September 30,2019

Vendor Name	Description	Total
JENSEN DESIGN & SURVEY, INC.	Rye Canyon Fire Flow Analysis	832.50
	23315 Clifton Pl Fire Analysis	896.25
	Valencia Hydraulic Model	375.00
	23022 Las Mananitas FireFlow	500.00
	28745 Ponderosa St FireFlow	500.00
	27946 Henry Mayo Dr FireFlow	500.00
	24904 Old Creek Wy FireFlow	500.00
	24251 Town Center Fire Analysis	896.25
	4MG Storage Tanks Eng Services	1,125.00
JENSEN DESIGN & SURVEY, INC.		6,125.00
JOHNSON CONTROLS SECURITY SOLUTIONS	Service 8/1/19-10/31/19	2,902.33
	Time & Material Service 8/9/19	90.00
	Time & Material Service	90.00
JOHNSON CONTROLS SECURITY SOLUTIONS		3,082.33
KENNEDY/JENKS CONSULTANTS, INC.	Five Point Design Plan Review	4,204.20
	Pipeline Design Plan Review	595.40
KENNEDY/JENKS CONSULTANTS, INC.		4,799.60
LANDCARE	Landscape Mgmt Svc Sep	644.70
LANDCARE		644.70
MARICO MAIL SERVICE	Banking, Inter-Ofc Svc Aug	675.00
MARICO MAIL SERVICE		675.00
MICHAEL BAKER INTERNATIONAL	Commerce Center Dr. Bridge	6,204.85
MICHAEL BAKER INTERNATIONAL		6,204.85
NEWHALL VALENCIA LOCK & KEY	(30) Locks for Shut Off	425.41
NEWHALL VALENCIA LOCK & KEY		425.41
NEWHALL WATER DIVISION	Tesoro Intertie 7/22/19	36,012.16
NEWHALL WATER DIVISION		36,012.16
	Weed and Vegetation Control	2,832.50
PEST OPTIONS INC.		2,832.50
PETERSON PRINTING	(5,000) Shut Off Notice	1,826.46
PETERSON PRINTING		1,826.46
PETTY CASH	Weekly Office Meetings	289.45
	Tools & Equipment	9.99
	Cash Register Overage	0.24
	Office/Kitchen Supplies	31.99
	Cash from Vending Machines	(106.00)
PETTY CASH		225.67
PITNEY BOWES	Lease 9/10/19-12/9/19	817.19
PITNEY BOWES		817.19

SCV Water
Valencia Water Division
Check Register Report
September 30,2019

Vendor Name	Description	Total
QUINN COMPANY	Olympian Quarterly Inspection	1,374.71
QUINN COMPANY		1,374.71
REFUND CUSTOMER	Damage Reimburse LA Police Gear	5,734.05
	Customer Refund 8/23/19	10,333.74
REFUND CUSTOMER		16,067.79
RICK FRANKLIN CONSTRUCTION	Asphalt Repair	29,725.00
	Asphalt Repair Stafford Cyn	5,825.00
RICK FRANKLIN CONSTRUCTION		35,550.00
ROYAL INDUSTRIAL SOLUTIONS	(20) Red Bush	158.86
	General Tools	1,653.73
	(3) 600v Fuse	1,626.08
	(2) 4x Rated Cover	245.28
	(1) 15A SPDT SW	19.90
	(4) Liquid Epoxy Coating	311.51
	(5) Liquid Epoxy Coating	1,453.13
ROYAL INDUSTRIAL SOLUTIONS		5,468.49
SAGE STAFFING	K. Newton GIS Temp	4,348.80
	V. Leopold GIS Temp	6,014.33
SAGE STAFFING		10,363.13
SANTA CLARITA CONCESSIONS	(12) Creamer & (6) Sugar	275.84
SANTA CLARITA CONCESSIONS		275.84
SANTA CLARITA VALLEY LOCK & KEY	(30) Master Locks Shut Off	429.72
SANTA CLARITA VALLEY LOCK & KEY		429.72

SCV Water
Valencia Water Division
Check Register Report
September 30,2019

Vendor Name	Description	Total
SANTA CLARITA VALLEY WATER AGENCY	Due To Regional, July 19	397,149.44
	Due to Regional July, Benefits	51,344.77
	Recycled Water, August	46,483.47
	Well 201 Lab Fee, Aug	1,400.00
	Lab Fee, Aug	3,329.00
	Water Softening Lab Fee, Aug	80.00
	Variable Water, Aug	576,493.79
	Due To Regional A/P Aug 19	7,862.79
	Due To Regional Payroll Aug 19	320,024.37
	Quarterly Payment-Acquisition	1,179,398.75
	Aug Allocation - Safety	1,810.00
	Aug Allocation - Fuel	944.00
	Aug Allocation - Uniforms	4,191.00
	Aug Allocation - Technology	32,214.00
	Aug Allocation - Liability	434.00
	Aug Allocation - Legal	1,371.00
	Aug Allocation - Public	1,768.00
	Aug Allocation - Internal	899.00
	Aug Allocation - Recruitment	40.00
	Aug Allocation - Dues & Member	36.00
	Aug Allocation - Water Use	2,260.00
	Aug Allocation - Building	2,508.00
	Aug Allocation - Office Equip	125.00
	Aug Allocation - Vehicle Main	1,594.00
	Fixed Water Charge	474,570.71
SANTA CLARITA VALLEY WATER AGENCY		3,108,331.09
SANTA CLARITA WATER DIVISION	March 2019 Charges	9,823.03
SANTA CLARITA WATER DIVISION		9,823.03
SMOG MAN	Smog Test #V26	40.00
	Smog Test # V28	40.00
SMOG MAN		80.00
SOUTHERN CALIFORNIA EDISON CO	Purchased Power 8/19	156,599.89
	VWD Office 8/13-9/12/19	5,693.07
	SCE Install	1,108.23
SOUTHERN CALIFORNIA EDISON CO		163,401.19

SCV Water
Valencia Water Division
Check Register Report
September 30,2019

Vendor Name	Description	Total
STAATS CONSTRUCTION INC.	Replace Meter, Franciscan Hill	2,784.00
	Hydrant Repair - Hazel St	3,181.00
	Paving - Streetlane	2,380.00
	Paving - Palm Court	1,241.00
STAATS CONSTRUCTION INC.		9,586.00
STYLO GROUP L.L.P.	MV TR 61105, August	22,087.50
	Mission Village (2) 4MG Tanks	437.50
	Mission Valley Tract 61105-01C	350.00
	DS 542 RW Project - 6645	175.00
	DS 542 Potable Water	262.50
	Mission Village Tract 61105-1A	350.00
STYLO GROUP L.L.P.		23,662.50
TECHNOFLO SYSTEMS	Test & Repair 8" Meter	997.29
TECHNOFLO SYSTEMS		997.29
TPX COMMUNICATIONS, CO.	Internet Circuit 9/8/19-10/8/19	1,247.17
	Internet Circuit 8/9/19-9/8/19	1,236.40
TPX COMMUNICATIONS, CO.		2,483.57
TRC SOLUTIONS	Mission Village Tract 61105-01	312.00
	Mission Village Track 61105-01	312.00
TRC SOLUTIONS		624.00
UNDERGROUND SERVICE ALERT	CA Fee Regulator Costs	121.61
	Tix Charge, Database Maintenance	252.55
UNDERGROUND SERVICE ALERT		374.16
UNIQUE SERVICES	Booster #B-41	4,279.00
	Conference Display Relocation	400.00
	Well 160	1,000.00
UNIQUE SERVICES		5,679.00
UNITED RECORDS MANAGEMENT, INC.	Filepath Cloud Svc, Aug 2019	282.00
	Scanning Svc, August	708.45
	Scanning Svc, September	235.24
UNITED RECORDS MANAGEMENT, INC.		1,225.69
UNITED RENTALS (NORTH AMERICA), INC	Well W-9 Water Softening	1,471.68
UNITED RENTALS (NORTH AMERICA), INC		1,471.68
Waste Management- Blue Barrel	Trash From Service Repairs	150.00
Waste Management- Blue Barrel		150.00
WATERWISE CONSULTING, INC.	Residential Water Survey	4,752.25
WATERWISE CONSULTING, INC.		4,752.25

SCV Water
Valencia Water Division
Check Register Report
September 30,2019

Vendor Name	Description	Total
WELLS FARGO BANK, N.A.	Training Laptops Housed by IT Mountable GPS Overlimit Fee - Future Credit Working Lunch, M. Stone	4,466.96 552.08 39.00 33.86
WELLS FARGO BANK, N.A.		5,091.90
WOODARD & CURRAN INC.	Mission Village Recycled Water DS 542 Domestic Water CM	289.50 2,268.25
WOODARD & CURRAN INC.		2,557.75
Grand Total		3,697,585.45

SCV Water - Regional Division
 Ten Largest Check Disbursements
 September 1, 2019 to September 30, 2019

No.	Vendor Name	Description	Amount
	DEPARTMENT OF WATER RESOURCES	JULY DWR VARIABLE	945,785.00
		CO#16023 SEPT 2019	783,822.00
1	DEPARTMENT OF WATER RESOURCES		1,729,607.00
	SOUTHERN CALIFORNIA EDISON	SAND CANYON PUMP STATION 7/30/19-8/28/19	110,873.48
		RIO VISTA INTAKE PUMP STATION 7/29-8/29	101,932.34
		RIO VISTA SOLAR 6/1/19-8/27	17,273.10
		SAUGUS2WELL 7/30-8/28	8,570.52
		SAUGUS1WELL 7/11-8/8	7,278.24
		EARL SCHMIDT PUMP STATION 7/30-8/28/19	7,738.19
		EARL SCHMIDT INTAKE PUMP STATION 6/29-8/28	741.30
		EARL SCHMIDT INTAKE PUMP STATION 3/29-6/28	84.17
		DL SOLAR 7/29-8/27/19	842.92
		SUMMIT CIRCLE 7/24-8/22	1,016.71
		SAND CANYON RESERVOIR 7/30-8/28/19	174.49
		N-2 TURNOUT 7/30-8/28	127.40
		RIO VISTA WATER TREATMENT PLANT GATE 7/30-8/28	102.20
		SC-7 TURNOUT	50.08
		LOWER MESA PIPE METER 7/30-8/28	42.98
		HONBY PUMP STATION 7/30-8/28/19	38.15
		RECYCLED H2O RESERVOIR	28.49
		SC-11 TURNOUT	26.29
		CAMP PLENTY TURNOUT	24.49
		SUMMIT CIRCLE 7/25-8/23	15.47
		BOUQUET PIPE METER 7/19-8/19	14.43
		V-8 MCBEAN 7/30-8/28	13.31
		LAKE HUGHES PIPE METER 7/30-8/28	17.45
		HONBY PIPE METER 7/30-8/28	13.16
		NEWHALL RANCH PIPE METER 7/30-8/8	11.69
		SAND CANYON LOW VOLTAGE PIPE METER	10.46
2	SOUTHERN CALIFORNIA EDISON		257,061.51
	NOSSAMAN LLP	VOC LEGAL JULY 2019	148,682.80
3	NOSSAMAN LLP		148,682.80
	KENNEDY/JENKS	ON-CALL ENGINEERING AND/OR CONSTRUCTION MANAGEMENT AND INSPECTION SERVICES	112,439.10
		2019 PROP1 IRWM IMPLEMENTATION GRANT ASSISTANCE	15,875.60
4	KENNEDY/JENKS		128,314.70
	GOLDMAN SACHS RENEWABLE POWER OPER/SOLAR STAR CALIFORNIA XXVIII LLC	AUGUST 2019 SERVICE- SCWD	58,142.84
		AUGUST 2019 SERVICE- REGIONAL	58,142.85
5	GOLDMAN SACHS RENEWABLE POWER OPER/SOLAR STAR CALIFORNIA XXVIII LLC		116,285.69

SCV Water - Regional Division
Ten Largest Check Disbursements
September 1, 2019 to September 30, 2019

No.	Vendor Name	Description	Amount
	X-ACT TECHNOLOGY SOLUTIONS, INC.	WORKSTATIONS/LAPTOPS- REGIONAL	54,538.29
		WORKSTATIONS/LAPTOPS- NWD	5,641.89
		WORKSTATIONS/LAPTOPS- SCWD	16,925.68
		WORKSTATIONS/LAPTOPS- VWD	16,925.68
6	X-ACT TECHNOLOGY SOLUTIONS, INC.		94,031.54
	NEWHALL WATER DIVISION	P2C RECH20 PROJECT	64,239.60
7	NEWHALL WATER DIVISION		64,239.60
	SANTA CLARITA COMMUNITY COLLEGE	PHASE 4 TURF REMOVAL AT COLLEGE OF THE CANYONS	50,000.00
8	SANTA CLARITA COMMUNITY COLLEGE		50,000.00
	ACWA/JPIA	REGIONAL DENTAL - OCTOBER	9,848.44
		SCWD DENTAL - OCTOBER	7,152.65
		NWD DENTAL - OCTOBER	4,268.86
		VWD DENTAL - OCTOBER	4,124.01
		REGIONAL LIFE - OCTOBER	3,050.06
		REGIONAL RETIREE DNTL-OCT	2,722.72
		VWD LIFE - OCTOBER	1,438.08
		REGIONAL VISION - OCTOBER	1,410.56
		REGIONAL DENTAL - OCTOBER	1,407.91
		SCWD LIFE - OCTOBER	1,406.23
		SCWD VISION - OCTOBER	983.68
		SCWD RETIREE DENTAL-OCT	886.27
		NWD LIFE - OCTOBER	849.73
		NWD RETIREE DENTAL-OCT	751.01
		VWD VISION - OCTOBER	649.60
		NWD VISION - OCTOBER	556.80
		REGIONAL VISION - OCTOBER	241.28
		REGIONAL EAP -OCTOBER	178.60
		SCWD EAP - OCTOBER	124.55
		COBRA - SA OCTOBER	112.67
		REGIONAL LIFE - OCTOBER	94.77
		VWD EAP - OCTOBER	82.25
		NWD EAP - OCTOBER	70.50
		COBRA - CM OCTOBER	46.23
		REGIONAL EAP -OCTOBER	30.55
		COBRA - DS OCTOBER	18.56
		COBRA - KF OCTOBER	-55.68
9	ACWA/JPIA		42,450.89
	SOUTHERN CALIFORNIA EDISON	RV(SOLAR) 2/1-7/29/19	34,693.54
		DL(SOLAR) 5/29-7/29/19	1,757.22
10	SOUTHERN CALIFORNIA EDISON		36,450.76
	Summary		2,667,124.49

Targets Ten Vendor Payments as Compared to Total	76%
---	------------

Summary-All Checks Issued During Septer	3,525,340.37
--	---------------------

SCV Water-Newhall Water Division
Ten Largest Disbursements
September 1, 2019 to September 30, 2019

Vendor Name	Check Number	Check Date	Description	Amount
SCV WATER	113431	09/06/2019	DUE TO/FROM - SHARED PAYROLL AND SERVICES 7/19	491,461.08
1 SCV WATER				491,461.08
SCV WATER	113517	09/26/2019	DUE TO/FROM - SHARED PAYROLL AND SERVICES 8/19	346,220.19
2 SCV WATER				346,220.19
SCV WATER	113460	09/12/2019	PURCHASED WATER 8/19	97,582.12
			PURCHASED WATER 8/19 - SAUGUS WELL # 1 & 2	15,400.56
			FIXED WATER CHARGES 8/19	133,872.30
			LAB FEES 8/19	1,218.00
			EXPENSE ALLOCATION 8/19	34,123.00
3 SCV WATER				282,195.98
CITY NATIONAL BANK	113503	09/26/2019	CNB 2012 # 07-047	226,904.58
4 CITY NATIONAL BANK				226,904.58
RICK FRANKLIN CONSTRUCTION INC	113428	09/06/2019	ASPHALT REPAIRS - WILDWOOD RD 300-1035	29,789.00
			ASPHALT REPAIRS - EBELDEN AVE	8,372.00
5 RICK FRANKLIN CONSTRUCTION INC				38,161.00
FAMCON PIPE AND SUPPLY INC	113421	09/06/2019	48 X 60 X 48 J&R TRAFFIC VAULT	17,530.95
			(4) 12" BUTTERFLY VALVE FLANGE, (1) 12" GATE VALVE	8,885.93
			(34) 8" GATE CAP	1,749.81
6 FAMCON PIPE AND SUPPLY INC				28,166.69
EDISON CO	113505	09/26/2019	A/C # 2-40-708-2270 9/19	24,822.24
7 EDISON CO				24,822.24
PUMPMAN LLC	113490	09/20/2019	REPAIR PUMP - SEWER LIFT STATION 300-1071	15,249.00
8 PUMPMAN LLC				15,249.00
FAMCON PIPE AND SUPPLY INC	113451	09/12/2019	(1) AVK FLANGE	10,180.22
			(1) EPDM RUBBER GASKET	1,965.53
			(12) MEGALUG KIT FOR DIP	1,892.16
9 FAMCON PIPE AND SUPPLY INC				14,037.91
FAMCON PIPE AND SUPPLY INC	113480	09/20/2019	REDWOOD PLUGS	111.00
			(2) 30" RING GASKET, (2) 30" BUTTERFLY VALVE 300-1079	473.04
			(100) 8" GATE CAP, (100) 8" GALV TOP SECTION	7,117.50
			(16) SADDLE	3,320.04
			STAINLESS STEEL FITTINGS	793.88
			(12) 1" MIPT COMPRESSION	360.75
			(1) 8" TAPPING SLEEVE	814.68
10 FAMCON PIPE AND SUPPLY INC				12,990.89
Summary				1,480,209.56

SCV WATER
Santa Clarita Water Division
Check Register Report
From: Sept 1, 2019 to Sept 30, 2019

Vendor Name	Transaction Description	Transaction Amount
21ST CENTURY INSURANCE	VEHICLE REIMBURSEMENT	\$1,529.28
21ST CENTURY INSURANCE		\$1,529.28
A T & T	OFFICE 661-260-1513-030-9	\$188.00
	WAREHOUSE PHONE 020-749-6745-001	\$15.64
	OFFICE PHONE 020-749-6745-001	\$15.63
A T & T		\$219.27
A V EQUIPMENT RENTAL INC	BROOM/ SPADE	\$420.76
	CAUTION TAPE/ HOSE	\$305.57
A V EQUIPMENT RENTAL INC		\$726.33
ADAM PONTIOUS	CAR WASH	\$29.95
ADAM PONTIOUS		\$29.95
ADAM VITAL	TZ RENEWAL	\$60.00
ADAM VITAL		\$60.00
ALTA FOOD CRAFT	WAREHOUSE KITCHEN SUPPLY	\$235.48
ALTA FOOD CRAFT		\$235.48
ANDEL ENGINEERING CO.	S19-734 PFAS EXPENSES	\$5,531.00
ANDEL ENGINEERING CO.		\$5,531.00
AQUA-FLO SUPPLY	SECO BOOSTER	\$368.32
	1" 5X5 SCH 80 PVC	\$127.05
	MCC PIPE CUTTER	\$94.74
	1/2" THREADED BRASS	\$55.22
	1"TXT SCH 80 PVC	\$47.35
AQUA-FLO SUPPLY		\$692.68
ARB/PERP	RENEW 3 ENGINES	\$3,300.00
ARB/PERP		\$3,300.00
AROUND THE CLOCK	SEPT SERVICE	\$1,122.47
AROUND THE CLOCK		\$1,122.47
ARSENAL TOOL, LLC	26" COMBO BLADE DMOND	\$821.25
	ADDITIONAL SALES TAX	(\$3.75)
ARSENAL TOOL, LLC		\$817.50
ASCENSION RECOVERY MANAGEMENT, LLC	AUG 2019 COLLECTION FEE	\$230.98
ASCENSION RECOVERY MANAGEMENT, LLC		\$230.98
AUTOMATED WATER TREATMENT	CALCIUM HYPOCHLORITE	\$3,302.00
	CALCIUM HYPOCHLORITE	\$3,302.00
AUTOMATED WATER TREATMENT		\$6,604.00
BAY ALARM COMPANY	ENGINEERING SEPT 19	\$138.25
	ENGINEERING AUG 19	\$135.00
	CUSTOMER SERVICE SEPT	\$132.50
	CUSTOMER SERVICE JULY	\$80.00
	CUSTOMER SERVICE AUG 19	\$80.00
	ENGINEERING JULY	\$70.00
	CUSTOMER SERVICE AUG 19	\$52.50
BAY ALARM COMPANY		\$688.25
BEST BEST & KRIEGER LLP	S10-808 CELLULAR LICENSE AGREEMENTS	\$2,430.00
BEST BEST & KRIEGER LLP		\$2,430.00
BODYSHOP661, INC.	S5 REPAIR TIRE BLOWOUT	\$2,200.04
BODYSHOP661, INC.		\$2,200.04
BRIAN SCHAUMBURG	S18-609 REFUND DEPOSIT	\$4,669.85
BRIAN SCHAUMBURG		\$4,669.85
BRINK'S INC.	SEPT 19 SERVICE	\$1,097.78
BRINK'S INC.		\$1,097.78
BURRTEC WASTE INDUSTRIES	SEPT SERVICE	\$90.90
BURRTEC WASTE INDUSTRIES		\$90.90
CANDACE BAVETTA	2708 FOOTHILL REFUND	\$68.23
CANDACE BAVETTA		\$68.23

SCV WATER
Santa Clarita Water Division
Check Register Report
From: Sept 1, 2019 to Sept 30, 2019

Vendor Name	Transaction Description	Transaction Amount
CORE & MAIN LP	GA-52C LOCATOR	\$2,751.69
	2" SOFT COPPER TUBING	\$2,662.80
	16" FLG X HYMAX ADAPTER	\$2,563.80
	3/8" SS BALL VALVE	\$1,923.91
	1" IPS X INSTATITE IPS CO	\$1,836.32
	3/8"MIP X 3/8" COMP	\$1,766.55
	1 X 2 5/8" BRASS METER CO	\$1,626.08
	4" X 2 1/2" WHARF HEAD	\$1,492.77
	16" SLIP ON FLANGES	\$1,492.53
	3/4" MIP X INSTATITE IPS	\$1,488.54
	8" HYMAX COUPLING	\$1,185.27
	2" MIP X MIP CORP STOP	\$1,073.32
	2" BALL ANGLE METER STOP	\$961.39
	26" GAURD KIT	\$862.96
	14" SLIP ON FLANGES	\$806.89
	2" 2-HOLE METER FLANGE	\$714.60
	6" FLG X HYMAX ADAPTER	\$685.12
	3/4" FIP X IPS, INSTATITE	\$506.99
	16" FLANGE BOLT KITS	\$476.98
	3/4" MIP X CTS COMP. COUP	\$409.53
	3/4" FIP X CTS COMP. COUP	\$391.79
	12" SLIP ON FLANGES	\$326.20
	6" X 48" RT X FLANGE CI B	\$286.18
	1" DIE 1- 1/4	\$282.99
	1" BRASS, STREET, ELL	\$255.24
	3/4" X 1" BRASS TEE	\$220.53
	2" BRASS, STREET, ELL	\$172.53
	2" BRASS SCREW TEE	\$163.46
	2" BRASS ELL	\$160.75
	1" X 6" C.T.S., REPAIR CLA	\$119.14
	3/4" X 6" BRASS NIPPLES	\$113.88
	3/4" BRASS SCREWED TEE	\$99.21
	4" BLIND FLANGE	\$90.60
4" X 12" NIPPLES	\$76.64	
1" X CLOSE BRASS NIPPLE	\$59.13	
6" SLIP ON, CLASS 150, FL	\$30.00	
CORE & MAIN LP		\$30,136.31
CSI SERVICES, INC	S15-716 HONBY NO. 1 TANK - EXTERIOR ROOF	\$14,440.00
	PRINCESS TANK 1 & 2	\$1,510.00
	S18-907 NEWHALL 2 WATER STORAGE TANK SPEC, INCLUDING PAINT SAMPLING AND LABORATORY ANALYSIS	\$855.00
CSI SERVICES, INC		\$16,805.00
DAN'S WELDING SERVICE	S19-710 FY19/20 TANK FACILITY IMPROVEMENTS OVERFLOW IMPROVEMENTS	\$1,840.00
	S15-714 PLACERITA BOOSTER SC-12	\$805.00
	DEMO CIRCLE HYDRO	\$690.00
	WELDING FRWY/FRWY OAKS	\$460.00
DAN'S WELDING SERVICE		\$3,795.00
DATAVO	WAREHOUSE PHONE LINE	\$54.04
DATAVO		\$54.04
E.R.R.G	CUSTOMER REFUND	\$575.14
E.R.R.G		\$575.14
ELIZABETH OOMS-GRAZIANO	NEW EMPLOYEE LUNCH ALEX E.	\$15.49
ELIZABETH OOMS-GRAZIANO		\$15.49
EUROFINS EATON ANALYTICAL, INC.	LABORATORY WATER TESTING AND SUPPORT SERVICES	\$960.00
EUROFINS EATON ANALYTICAL, INC.		\$960.00
FEDEX	S16-623 TRACT 60299 - SKYLINE RANCH PARDEE	\$45.10
	S16-618 INSTALL SERVICE FOR GOLDEN VALLEY RD SHERIFF STATION	\$33.63
FEDEX		\$78.73
GARY KOVNAT	CUSTOMER REFUND	\$64.76
GARY KOVNAT		\$64.76
GEORGE ZOROYA	CUSTOMER REFUND	\$29.68
GEORGE ZOROYA		\$29.68
GRAINGER	HOSE REEL 3/8"	\$789.83
	SS BALL VALVE 3/8"	\$480.07
	BARRIER FENCE FT	\$339.39
	ABRASIVE WHEEL 60 GRI	\$270.47
	SS BALL VALVE	\$173.84
GRAINGER		\$2,053.60

SCV WATER
Santa Clarita Water Division
Check Register Report
From: Sept 1, 2019 to Sept 30, 2019

Vendor Name	Transaction Description	Transaction Amount
HOME DEPOT CREDIT SERVICES	1/2" FP BALL VALVE	\$547.24
	DEWALT BRUSHLESS BLOWER	\$537.55
	20V IMP WRENCH	\$496.93
	S19-711 FY19/20 TANK FACILITY IMPROVEMENTS EQ VALVES	\$465.30
	6' STEEL T POST	\$336.55
	3" IMC CONDUIT	\$297.54
	CRESENT 18" ADJ WRENCH	\$239.25
	BRASS ADAPTER 3/4 X3	\$232.32
	DEWALT 5AH BAT PACK	\$211.24
	DEWALT BATTERY PACK	\$203.85
	CONN STEEL STRAIGHT	\$137.06
	MORTAR MIX	\$124.90
	8 OUTLET UPS	\$107.16
	CHANNELLOCK PLIERS	\$92.95
	UNGER 8' 2 SECTIO	\$83.09
	UNGER COB WEB DUSTER	\$63.37
	SCH40 10 FT	\$55.75
	TRUFUEL 50:1 110OZ	\$52.42
	ABS EL 90DEG	\$45.45
	1/2"X60 PIPE THREAD	\$38.93
	1/4 ODX POLY TUBE	\$36.17
	3 PIECE WRENCH FIT	\$30.68
	FESCUE SOD	\$21.48
	6' POLE	(\$10.91)
HOME DEPOT CREDIT SERVICES		\$4,446.27
INFOSEND, INC.	AUG POSTAGE	\$10,428.90
	AUG BILLING	\$3,384.87
	AUG E BILLING	\$536.04
	ADDITIONAL SALES TAX	(\$22.01)
INFOSEND, INC.		\$14,327.80
IRON MOUNTAIN	STORAGE SEPT/SERVICE SUPPLY	\$1,375.32
	SERVICE AUG	\$221.85
	STORAGE SEPT/SERVICE SUPPLY	\$36.10
IRON MOUNTAIN		\$1,633.27
J. P. ARMAN CO.	CUSTOMER REFUND	\$5,954.00
	CONCRETE HASKELL/KYRA	\$5,894.00
J. P. ARMAN CO.		\$11,848.00
JON MAHAR	WATER TREATMENT CLASS	\$299.99
JON MAHAR		\$299.99
JOSE J. MARTIN	PVC BUSHING	\$33.39
JOSE J. MARTIN		\$33.39
KELTIE COLE	S18-906 REFUND DEPOSIT	\$3,992.94
KELTIE COLE		\$3,992.94
KENNEDY/JENKS CONSULTANTS	S16-702 RECYCLED WATER PIPELINE	\$15,133.30
	S16-618 INSTALL SERVICE FOR GOLDEN VALLEY RD SHERIFF STATION	\$13,523.75
	S18-906 WORK FOR VALENCIA WATER DIVISION	\$9,020.00
	S16-618 INSTALL SERVICE FOR GOLDEN VALLEY RD SHERIFF STATION	\$4,510.00
	S16-817 KENNEDY JENKS - ON CALL PSA	\$3,552.81
	S16-618 INSTALL SERVICE FOR GOLDEN VALLEY RD SHERIFF STATION	\$3,075.00
	S16-817 KENNEDY JENKS - ON CALL PSA	\$2,982.24
	VWD# 2453 MISSION HILLS	\$1,435.00
	S19-105N RR AVE/ SALAZ ABANDON PIPELINE AND VACATION OF EASEMENT 24605 RAILROAD AVENUE	\$1,127.50
	S19-105N RR AVE/ SALAZ ABANDON PIPELINE AND VACATION OF EASEMENT 24605 RAILROAD AVENUE	\$1,127.50
	S19-101N TESORO 4HRS	\$820.00
	S16-623 TRACT 60299 - SKYLINE RANCH PARDEE	\$615.00
	S17-612 2 WATER TANKS FOR SKYLINE RANCH	\$307.50
	S17-604 VISTA CYN RCH-RECYCLED WATER	\$205.00
	S18-306V INSTALL WATER SERVICE AT 25048 VALENCIA BLVD	\$205.00
	S19-303V SERVICES 2 COMMERCIAL BUILDINGS HANCOCK PARKWAY SOUTHWEST PARCEL 6 PM26363	\$205.00
	VWD# 6720 MISSION HILLS	\$205.00
KENNEDY/JENKS CONSULTANTS		\$58,049.60
KIMBALL MIDWEST	CLEAR ZERO MASS	\$765.51
	MARON ALL PURP	\$119.57
KIMBALL MIDWEST		\$885.08
KRISTIN BLY	CUSTOMER REFUND	\$66.70
KRISTIN BLY		\$66.70
LAURIE RUDDICK	CUSTOMER REFUND	\$94.00
LAURIE RUDDICK		\$94.00
MARI-CO MAIL SERVICE	AUG COURIER SERVICE	\$300.00
MARI-CO MAIL SERVICE		\$300.00

SCV WATER
Santa Clarita Water Division
Check Register Report
From: Sept 1, 2019 to Sept 30, 2019

Vendor Name	Transaction Description	Transaction Amount
MICHAEL EKINDJIAN	CUSTOMER REFUND	\$68.24
MICHAEL EKINDJIAN		\$68.24
NEWHALL VALENCIA LOCK & KEY	CAM LOCKS	\$134.95
NEWHALL VALENCIA LOCK & KEY		\$134.95
NINO ALDI	CUSTOMER REFUND	\$120.81
NINO ALDI		\$120.81
O'REILLY AUTO PARTS	BOOSTER CBL	\$47.07
O'REILLY AUTO PARTS		\$47.07
OFFICE DEPOT, INC.	WAREHOUSE OFFICE SUPPLY	\$563.04
OFFICE DEPOT, INC.		\$563.04
OLYMPUS AND ASSOCIATES, INC	S15-716 HONBY NO. 1 TANK - EXTERIOR ROOF	\$83,084.82
	S15-716 HONBY NO. 1 TANK - EXTERIOR ROOF	\$79,128.40
	RETENTION S15-716	(\$3,956.42)
	S15-716 HONBY NO. 1 TANK - EXTERIOR ROOF	(\$83,084.82)
OLYMPUS AND ASSOCIATES, INC		\$75,171.98
PAJONO WOODWORKS	REDWOOD PLUGS	\$335.21
PAJONO WOODWORKS		\$335.21
PAUL GALLO	S19-803 FY 19/20 WATER CONSERVATION	\$468.00
PAUL GALLO		\$468.00
PAYMENTUS GROUP INC.	AUG 2019 SERVICE CHARGE	\$11,529.00
PAYMENTUS GROUP INC.		\$11,529.00
PEST OPTIONS INC.	AUG SERVICE	\$2,226.36
	JULY SERVICE	\$2,226.36
	SEPT SERVICE	\$2,226.36
PEST OPTIONS INC.		\$6,679.08
PHYL-MAR ELECTRICAL SUPPLY	CU50 BUILDWIRE	\$144.24
	KLEIN PLIERS	\$81.06
	TPZ 2108	\$16.64
PHYL-MAR ELECTRICAL SUPPLY		\$241.94
PITNEY BOWES GLOBAL FINANCIAL SVCS	POSTAGE MACHINE	\$712.27
PITNEY BOWES GLOBAL FINANCIAL SVCS		\$712.27
PRAXAIR DISTRIBUTION, INC	GRIND WHEEL U-1/2X	\$132.42
PRAXAIR DISTRIBUTION, INC		\$132.42
PREMIERE GLOBAL SERVICES	S16-623 TRACT 60299 - SKYLINE RANCH PARDEE	\$50.77
PREMIERE GLOBAL SERVICES		\$50.77
RICHARD C. SLADE & ASSOCIATES LLC	S15-609 WELL SITING STUDY-REPLACE MITCHELL 5A	\$4,873.50
	S15-609 WELL SITING STUDY-REPLACE MITCHELL 5A	\$1,281.25
RICHARD C. SLADE & ASSOCIATES LLC		\$6,154.75
RICK FRANKLIN CONSTRUCTION, INC	WILEY CANYON ASPHALT REP	\$7,194.00
	ASPHALT VARIOUS LOCAT	\$3,286.00
	ASPHALT 15929 MANDALA	\$1,512.00
	ASPHALT 22080 WINDHAM	\$1,344.00
RICK FRANKLIN CONSTRUCTION, INC		\$13,336.00
ROYAL INDUSTRIAL SOLUTIONS	2-IN STR L/T	\$138.75
	FLEX LIQ-TITE	\$29.04
	250V FUSE	\$28.25
	SCHD-40 CONDUIT	\$21.87
	RIGID STRUT STRAP	\$14.71
ROYAL INDUSTRIAL SOLUTIONS		\$232.62
RYAN LEXY	CUSTOMER REFUND	\$56.98
RYAN LEXY		\$56.98
SAGE STAFFING	ROMERO 8/26	\$1,972.89
	ROMERO 9/16	\$1,692.36
	ROMERO 9/9	\$1,645.35
	ROMERO 9/2	\$1,574.84
	EVANS 8/26	\$1,533.40
	EVANS 9/16	\$1,463.72
	EVANS 9/2	\$1,359.16
SAGE STAFFING		\$11,241.72
SANDRA MUHL	CUSTOMER REFUND	\$60.88
SANDRA MUHL		\$60.88

SCV WATER
Santa Clarita Water Division
Check Register Report
From: Sept 1, 2019 to Sept 30, 2019

Vendor Name	Transaction Description	Transaction Amount
SANTA CLARITA VALLEY WATER AGENCY	AUG FIXED	\$650,480.39
	AUG 19 DIRECT PAYROLL	\$588,345.19
	AUG VARIABLE	\$570,730.36
	#12 SOLAR STAR XXVIII	\$61,273.74
	AUG SAUGUS	\$42,000.00
	8/19 ALLOC TECH SERVICE	\$29,147.00
	#11 SOLAR STAR XXIV	\$12,012.27
	AUG 19 RETIREE MEDICAL	\$9,852.55
	08/19 ALLOC VEH MAINTENANCE	\$6,713.00
	08/19 FUEL	\$6,671.00
	#4 AAC UTILITY PARTNER	\$6,300.00
	08/19 UNIFORM & APPAREL	\$3,461.00
	AUG LAB	\$3,306.00
	8/19 ALLOC B&G	\$2,732.00
	8/19 ALLOC CONSERVATION	\$2,388.00
	8/19 ALLOC SAFETY	\$2,231.00
	#6- ENEL X- IN056048	\$2,160.00
	8/19 ALLOC PR	\$1,768.00
	8/19 ALLOC LEGAL	\$1,585.00
	#13 US BANK 5433676	\$1,396.89
	08/19 INTERNAL REL	\$1,046.00
	AUG 19 ACWA JPIA RETIRED	\$886.27
	#2- WAXIE SANITARY SUPPLIES	\$658.48
	#1 SHAMROCK ENTERPRISE	\$596.25
	#3 AAC UTILITY PARTNER	\$426.31
	#10 AT&T 13446037 WAREHOUSE	\$341.43
	8/19 OFFICE EQUIPMENT	\$252.00
	8/19 ALLOC LIAB	\$244.00
	08/19 ALLOC DUES/MEM	\$134.00
	#9 AT&T 13446037 WAREHOUSE	\$82.34
	#7- WAGWORKS -0719	\$73.80
	#16 FEDEX INV	\$62.78
	8/19 ALLOC RECRUIT	\$20.00
	#8- ARAMARK- 073119	(\$99.37)
	RECLASS ACWA INV	(\$475.00)
	AUG 19 PAYROLL SCWD	(\$1,816.40)
	AUG-JUL 19 PAYROLL	(\$5,522.29)
	AUG FCF DIST'N: CF 20	(\$26,836.00)
SANTA CLARITA VALLEY WATER AGENCY		\$1,974,627.99
SCVWA - NEWHALL WATER DIVISION	23780 N PINE ST REF	\$294.64
SCVWA - NEWHALL WATER DIVISION		\$294.64
SCVWA-VALENCIA WATER DIVISION	24631 ROCKFELLER REF	\$43.70
SCVWA-VALENCIA WATER DIVISION		\$43.70
SO. CALIFORNIA EDISON CO.	AUG 19 2-40-637-7457	\$114,917.89
	AUG 19 2-40-637-4652	\$63,176.90
	OFFICE SEP19 2-40-637-9065	\$4,227.51
	WAREHOUSE SEP19 2-40-637-90650	\$2,068.24
	SEPT 19 3-051-0463-13	\$10.06
SO. CALIFORNIA EDISON CO.		\$184,400.60
TPX COMMUNICATIONS	OFFICE AUG	\$953.66
TPX COMMUNICATIONS		\$953.66
TRAFFIC MANAGEMENT, INC.	BARRICADE TYPE II	\$592.13
	TOW AWAY SIGNS	\$410.63
TRAFFIC MANAGEMENT, INC.		\$1,002.76
TROPICAL WEST DESIGNS	SEPT SERVICE	\$137.50
TROPICAL WEST DESIGNS		\$137.50
USABLUEBOOK	JOHN CRANE PACKING	\$1,145.83
	MAGNET PIPE LOCATOR	\$190.17
	FLEX PCK HOOK 5/16'	\$27.35
USABLUEBOOK		\$1,363.35
VALENCIA WATER DIVISION-SCVWA	ADDITIONAL BILL/COR 10416	\$707.75
VALENCIA WATER DIVISION-SCVWA		\$707.75
WASTE MANAGEMENT-BLUE BARREL	AUG SERVICE	\$1,147.06
WASTE MANAGEMENT-BLUE BARREL		\$1,147.06
WELLS FARGO	ENGINEERING OFFICE SUPPLIES	\$1,009.31
WELLS FARGO		\$1,009.31
WILLIAM HORMAN	CUSTOMER REFUND	\$47.23
WILLIAM HORMAN		\$47.23
WL CONSTRUCTION SUPPLY INC.	20"DIAMOND BLADE	\$567.49
WL CONSTRUCTION SUPPLY INC.		\$567.49

SCV WATER
 Santa Clarita Water Division
 Check Register Report
 From: Sept 1, 2019 to Sept 30, 2019

Vendor Name	Transaction Description	Transaction Amount
WOLF'S TOWING AND AUTO REPAIR	TOWN 3106	\$310.00
	TOW 538	\$193.75
	TOW #38	\$155.00
	TOW UNIT 5	\$155.00
	MOVE VEHICLE	\$75.00
WOLF'S TOWING AND AUTO REPAIR		\$888.75
ZEP SALES & SERVICE	ZEP SOY RESPONSE	\$256.02
ZEP SALES & SERVICE		\$256.02
Summary		\$2,477,674.32

Oct 9, 2019

SCV Water
Valencia Water Division
Ten Largest Disbursement
September 30, 2019

	Vendor Name	Check #	Check Date	Description	Total
	SANTA CLARITA VALLEY WATER AGENCY	220535	9/20/2019	Due To Regional A/P Aug 19	7,862.79
				Due To Regional Payroll Aug 19	320,024.37
				Quarterly Payment-Acquisition	1,179,398.75
1	SANTA CLARITA VALLEY WATER AGENCY				1,507,285.91
	SANTA CLARITA VALLEY WATER AGENCY	220507	9/12/2019	Well 201 Lab Fee, Aug	1,400.00
				Lab Fee, Aug	3,329.00
				Water Softening Lab Fee, Aug	80.00
				Fixed Water Charge	474,570.71
				Variable Water, Aug	576,493.79
2	SANTA CLARITA VALLEY WATER AGENCY				1,055,873.50
	SANTA CLARITA VALLEY WATER AGENCY	220466	9/6/2019	Due To Regional, July 19	397,149.44
				Due to Regional July, Benefits	51,344.77
				Recycled Water, August	46,483.47
3	SANTA CLARITA VALLEY WATER AGENCY				494,977.68
	SOUTHERN CALIFORNIA EDISON CO	220446	9/6/2019	Purchased Power 08/19	156,599.89
4	SOUTHERN CALIFORNIA EDISON CO				156,599.89
	CORE & MAIN LP	220504	9/12/2019	General Parts & Hydrant Parts	1,016.69
				(40) Utility Box	2,741.00
				(60) Meter (48) Meter Adaptor	2,251.01
				(1) Hydrant Meter	758.11
				(24) Gallon Drum Calcium	1,970.85
				(24) Plastic Hydrant	208.66
				(3) CPIG FIPxPJ	373.18
				(12) Lid Only M/Water	574.35
				(24) Pipeline Combo	65.96
				(48) 5 Gallon Calcium	3,937.45
				(1000) Meter Washer	136.87
				Meters	49,185.50
				(46) Drum Captor Calcium	3,787.89
				(30) Meter Adaptor	383.03
5	CORE & MAIN LP				67,390.55

SCV Water
Valencia Water Division
Ten Largest Disbursement
September 30, 2019

	Vendor Name	Check #	Check Date	Description	Total
	SANTA CLARITA VALLEY WATER AGENCY	220561	9/25/2019	Aug Allocation - Safety	1,810.00
				Aug Allocation - Fuel	944.00
				Aug Allocation - Uniforms	4,191.00
				Aug Allocation - Technology	32,214.00
				Aug Allocation - Liability	434.00
				Aug Allocation - Legal	1,371.00
				Aug Allocation - Public	1,768.00
				Aug Allocation - Internal	899.00
				Aug Allocation - Recruitment	40.00
				Aug Allocation - Dues & Member	36.00
				Aug Allocation - Water Use	2,260.00
				Aug Allocation - Building	2,508.00
				Aug Allocation - Office Equip	125.00
				Aug Allocation - Vehicle Main	1,594.00
6	SANTA CLARITA VALLEY WATER AGENCY				50,194.00
	NEWHALL WATER DIVISION	220559	9/25/2019	Tesoro Intertie 7/22/19	36,012.16
					36,012.16
7	NEWHALL WATER DIVISION Total				36,012.16
	RICK FRANKLIN CONSTRUCTION	220459	9/6/2019	Asphalt Repair	13,178.89
				Asphalt Repair	13,421.31
8	RICK FRANKLIN CONSTRUCTION				26,600.20
	STYLO GROUP L.L.P.	220525	9/19/2019	MV TR 61105, August	22,087.50
				Mission Village (2) 4MG Tanks	437.50
				Mission Valley Tract 61105-01C	350.00
				DS 542 RW Project - 6645	175.00
				DS 542 Potable Water	262.50
				Mission Village Tract 61105-1A	350.00
9	STYLO GROUP L.L.P. Total				23,662.50
	CORE & MAIN LP	220464	9/6/2019	(400) Meter Registers	13,590.05
				(50) 1" Meters	8,157.76
10	CORE & MAIN LP				21,747.81
Grand Total					3,440,344.20

Total Month Check Register Payments	3,697,585.45
--	---------------------

Top Ten Percentage Compared to Total Monthly Check Payments	93%
--	------------

**SCV Water - Regional Division
Credit Card Charges
Paid in September 2019**

Merchant Name	Description	Total
8870 ROYAL	Test Leads, Voltage Tester - Replacement Tools Truck I58	59.60
	Wire, C/B, Boxes, Fittings, Receptacles - New Dedicated Receptacles - HR Dept.	225.91
8870 ROYAL Total		285.51
ADOBE STOCK	software - Adobe Photo Stock	79.99
ADOBE STOCK Total		79.99
ALAMO RENT-A-CAR	Rental Car - 8/15/19 Sites Reservoir Comm Mtg - Maxwell, CA	106.87
ALAMO RENT-A-CAR Total		106.87
ALBERTSONS 1360	Landscape Class 8/8/19 - snacks	45.57
ALBERTSONS 1360 Total		45.57
AMAZON PRIME	Annual Amazon Prime Membership Renewal. - No Receipt Provided. ,	130.31
AMAZON PRIME Total		130.31
AMAZON.COM AMZN.COM/BILL	Refund for returned Bindertek 3-Ring 4 Binder - AJ/MGT	(24.09)
AMAZON.COM AMZN.COM/BILL Total		(24.09)
AMAZON.COM MA4TB5S51 AMZN	6 Bindertek 3-Ring4 Inch binders. - TB for AJ/MGT	144.54
AMAZON.COM MA4TB5S51 AMZN Total		144.54
AMAZON.COM MO0LQ9AF1 AMZN	3M Desktop Holders - 5 Count - MP/SFTY	74.35
AMAZON.COM MO0LQ9AF1 AMZN Total		74.35
AMAZON.COM MO8I450L2 AMZN	Bindertek 3-Ring 3 Inch 5 Pack of Binders - TB for AJ/MGT	29.52
AMAZON.COM MO8I450L2 AMZN Total		29.52
AMAZON.COM MO8XW6001 AMZN	Magnetic Data Card Holders and Labels - BL/ADM	16.87
	Magnetic Data Card Holders and Labels - TB for AJ/MGT	16.87
AMAZON.COM MO8XW6001 AMZN Total		33.74
AMZN MKTP US	Refund for return of Cardinal Superlife Easy Open binder - AJ/MGT	(27.54)
	Refund for return of Samsill Classic Collection binder - AJ/MGT	(22.51)
AMZN MKTP US Total		(50.05)
AMZN MKTP US MA5PN17G1	Bindertek 3-Ring Binders, one 5-Pack - AJ/MGT	99.00
AMZN MKTP US MA5PN17G1 Total		99.00
AMZN MKTP US MA67O6TM0	Batteries for the front desk date and time stamp	4.58
AMZN MKTP US MA67O6TM0 Total		4.58
AMZN MKTP US MO0HK2TM1	Polycom SoundStation Conference Phone for the Finance File/Conf Room	220.00
AMZN MKTP US MO0HK2TM1 Total		220.00
AMZN MKTP US MO5SF6JC2	Deflector Wall Pocket - CG/B and G for Acctg.	99.00
AMZN MKTP US MO5SF6JC2 Total		99.00
AMZN MKTP US MO7ZY4QB2	Tie down straps	294.00
AMZN MKTP US MO7ZY4QB2 Total		294.00
APL ITUNES.COM/BILL	Purchased the Jump app for Joe Almanza on his iPhone for SCADA.	14.99
	Purchased the Jump app for William Ayros on his iPhone for SCADA.	14.99
APL ITUNES.COM/BILL Total		29.98
AQUA-FLO SUPPLY INC #3	Air vac parts	59.38
	small pvc parts	10.00
AQUA-FLO SUPPLY INC #3 Total		69.38
ARCO#83059GREEN DESERT O	Fuel for Rental Car - 8/15/19 Sites Reservoir Comm Mtg - Maxwell, CA	14.08
ARCO#83059GREEN DESERT O Total		14.08
ASSOCIATION OF CALIFORNI	2019 ACWA Region 8 Legislative Forum - Registration - 10/20/19 - Director Atkins	50.00
	2019 ACWA Region 8 Legislative Forum - Registration - 10/20/19 - Director Martin	50.00
	2019 ACWA Region 8 Legislative Forum - Registration - 10/20/19 - Director Plambeck	50.00
	2019 ACWA Region 8 Legislative Forum - Registration - 10/20/19 - K. Abercrombie	50.00
	ACWA 2019 Fall Conference - Registration - 12/3-12/6/19 - E. Campbell	725.00
	ACWA 2019 Regulatory Summit - Registration - 10/17/19 - Sacramento - Director Atkins	290.00
	ACWA Fall Conference - Registration - 12/3/6/19 - San Diego - Director Mortensen	725.00
ASSOCIATION OF CALIFORNI Total		1,940.00
BEST BUY 00001131	HDMI cable for IT pilot area	30.03
BEST BUY 00001131 Total		30.03
BESTBUYCOM805637232332	Power inverter	43.79
BESTBUYCOM805637232332 Total		43.79
BLACK BEAR DINER #209	Lunch meeting with Keith and Leticia regarding office contracting.	35.84
BLACK BEAR DINER #209 Total		35.84
BOB HOPE AIRPORT	Contract Negotiations Delta Conveyance - Parking - 7/31/19 - Sacramento - M. Stone	24.00
BOB HOPE AIRPORT Total		24.00
BOX BOX.NET BUS SRVCS	File sharing for SCVWA	375.00
BOX BOX.NET BUS SRVCS Total		375.00
BROWN AND CALDWELL	Job Posting Emergency Prep Safety Coord 8/21/19-9/20/19	200.00
BROWN AND CALDWELL Total		200.00
CA FISH GRILL VALENCIA	Lunch meeting with LACDPW permits	20.81
CA FISH GRILL VALENCIA Total		20.81
CALI PIZZA KITC INC #260	Lunch meeting with Keith and Gary regarding Operations Updates	39.42
CALI PIZZA KITC INC #260 Total		39.42

**SCV Water - Regional Division
Credit Card Charges
Paid in September 2019**

CALIFORNIA SPECIAL DISTRI	CSDA Annual Conference - Registration - 9/25-9/28/19 - Anaheim - Director Kelly	625.00
CALIFORNIA SPECIAL DISTRI Total		625.00
CALPERS CVENT	CalPERS Educational Forum 2019 - Registration - 10/28-30/19 - Oakland - Y. Johnson	449.00
	CalPERS Educational Forum 2019 - Registration Credit - 10/28-30/19 - Oakland - Y. Johnson	(449.00)
CALPERS CVENT Total		0.00
CHEVRON 0209069	Gas for NWD Surplus Truck Unit #43. - Receipt Lost.	56.85
CHEVRON 0209069 Total		56.85
CMT SACRAMENTO27680016	Taxi - Sacramento Airport to Sacramento - Reservoir Monthly Meeting	41.50
CMT SACRAMENTO27680016 Total		41.50
COLDSTONE #20179	For monthly birthday/anniversary celebration at NWD	112.00
COLDSTONE #20179 Total		112.00
CORNER BAKERY 0208	Refreshments for safety training classes	310.83
CORNER BAKERY 0208 Total		310.83
COSTCO DELIVERY 653	Office Supplies - Non Taxable	356.16
	Office Supplies - Taxable	435.04
	This is a credit for 8/7/19 transaction. This was refunded then charged again by mistake. This should not have been charged. Item was missing from the June order and then re-charged. Costco is refunding a credit.	(8.09)
COSTCO DELIVERY 653 Total		791.20
COSTCO WHSE #0447	7115 Restock supplies	350.63
COSTCO WHSE #0447 Total		350.63
COSTCO WHSE #0762	Snacks for various meetings	79.25
COSTCO WHSE #0762 Total		79.25
CROSS BORDER TRANS FEE	Bank fee associated with Australian purchased software.	1.29
	Charge for part from outside of US	1.36
CROSS BORDER TRANS FEE Total		2.65
DAPPER DANS CARWASH	AUGUST CAR WASH	29.95
	Car wash - monthly membership fee	19.95
DAPPER DANS CARWASH Total		49.90
DKC DIGI KEY CORP	pressure switch, wire	49.37
DKC DIGI KEY CORP Total		49.37
DMI DELL SALES & SERVIC	Docking Station for Dell latitude	213.52
DMI DELL SALES & SERVIC Total		213.52
DNH DOMAIN HOSTING SRVCS	Monthly domain hosting for agency website.	218.61
DNH DOMAIN HOSTING SRVCS Total		218.61
DNH SUCURI WEBSITE SECURI	SCV Website Maintenance	9.99
DNH SUCURI WEBSITE SECURI Total		9.99
DRI AUTODESK ESTORE	2019 AutoDesk Conference	1,750.00
DRI AUTODESK ESTORE Total		1,750.00
EB 2019 SANTA CLARITA	State of the City Luncheon - Registration - 10/24/19 - Director Plambeck	40.00
	State of the City Luncheon - Registration - 1024/19 - Directors Gladbach, Cooper, Atkins, DiPrimio, Martin and Kelly	240.00
	State of the City Luncheon - Registration - 1024/19 - E. Campbell and R. Patterson	80.00
	State of the City Luncheon - Registration - 1024/19 - K. Martin and D. Marks	80.00
EB 2019 SANTA CLARITA Total		440.00
EB FOURTH ANNUAL CALI	Data Conference	100.00
EB FOURTH ANNUAL CALI Total		100.00
EIG CONSTANTCONTACT.COM	Agency Digital Messaging	295.00
EIG CONSTANTCONTACT.COM Total		295.00
ENTERPRISE EVENTS GRP 08	2019 AutoDesk Conference	1,750.00
ENTERPRISE EVENTS GRP 08 Total		1,750.00
FERGUSON ENT 603	tubing and connectors for Ferric flow meter	133.01
FERGUSON ENT 603 Total		133.01
GALCO INDUSTRIAL ELECTRO	Selector Switch for Unit 72	122.66
GALCO INDUSTRIAL ELECTRO Total		122.66
GIH GLOBALINDUSTRIALEQ	Office equipment. Workshop bench for building workstations. wheeled cart to move computers. Located in mezzanine.	1,749.35
		225.52
GIH GLOBALINDUSTRIALEQ Total		1,974.87
GRAINGER	UPS for SCADA computer in Ozone Building	525.28
GRAINGER Total		525.28
HACH COMPANY	PH meter rebuild kit	67.50
HACH COMPANY Total		67.50
HARRIS RANCH RESTAURANT	Data Conference	61.92
	Dinner CA Water Data Summit	49.44
HARRIS RANCH RESTAURANT Total		111.36
HILTON GARDEN INN	Breakfast - CA Water Data Summit	15.00
	Data Conference	522.32
	In room water bottle. Fee is being contested and will be refunded.	4.33
HILTON GARDEN INN Total		541.65
HILTON SAN DIEGO RESORT	UWI Conference - Lodging - 8/13-16/19 - San Diego - M. Stone	503.31
HILTON SAN DIEGO RESORT Total		503.31

**SCV Water - Regional Division
Credit Card Charges
Paid in September 2019**

HOBBY-LOBBY #716	Hot Glue gun for PC board work	15.32
HOBBY-LOBBY #716 Total		15.32
HOMEWOOD STES BY HILTON	Hotel - 8/15/19 Sites Reservoir Comm Mtg - Maxwell, CA	237.59
HOMEWOOD STES BY HILTON Total		237.59
IIA/CPCU INSTITUTE	Risk Management Principles and Practices - book and study materials	411.78
IIA/CPCU INSTITUTE Total		411.78
IN CALFORNIA FINGERPRINT	Fingerprinting for DOJ, added to change of custody records.	31.00
IN CALFORNIA FINGERPRINT Total		31.00
IN EDUCATION & TRAINING	Management Supervisory Leadership Training Program in Thousand Oaks Rafael Pulido and Melissa Dominguez	998.00
IN EDUCATION & TRAINING Total		998.00
INSTRUMART	Differential Pressure Switch - Perchlorate Plant Filter Vessels	822.35
INSTRUMART Total		822.35
JLC INTERNATIONAL INC	Replacement Ultrasonic Flow Meters for RVWTP Caustic and Ferric Chemical Storage Tanks.	3,455.00
JLC INTERNATIONAL INC Total		3,455.00
JOHNSTONE SUPPLY VALENCIA	Evap. coil cleaner	67.91
JOHNSTONE SUPPLY VALENCIA Total		67.91
JOINT POWERS INSURANCE AU	2019 JPIA Training Conference - 10/29-10/30/19 - San Diego - B. Lytle - Registration	190.00
	2019 JPIA Training Conference - 10/29-10/30/19 - San Diego - T. Bell - Registration	190.00
	JPIA Fall Training Conference	380.00
JOINT POWERS INSURANCE AU Total		760.00
KEN & JOES	Vactron Parts	24.60
KEN & JOES Total		24.60
KUPCAKE KITCHEN	August Celebration	90.00
KUPCAKE KITCHEN Total		90.00
L2G EPIC-LA	County permit for 31207 Quail Valley Rd	1,282.00
	LA County Flood Access Permit for S16-623	1,408.00
	Permit for CIP Ridge Route Rd job 0300-00-1079	1,657.00
L2G EPIC-LA Total		4,347.00
LA CHARRITA RESTAURANT	Lunch with Leticia and Mona - discussion about how things are going with their new positions and the new agency as a whole.	49.61
LA CHARRITA RESTAURANT Total		49.61
LOGMEIN GOTOMEETING	Open voice calling for GoTo Meetings	139.23
LOGMEIN GOTOMEETING Total		139.23
LOWES #01510	2 Pairs gloves.Supplies and parts for RVWTP.	122.84
	Batteries-Truck 58 - stock supplies	60.89
	Bottom door Seal	13.45
	Buckets and batteries.	40.20
	Cutter tool. box cutter.	18.05
	Glue traps for mice.	5.12
	Hitch ball	9.39
	Leather tool pouch	18.59
	Nitrile gloves and bug spray - truck# 150	52.47
	Paint supplies, led light, power cords.	178.38
	plexiglass and gloves.	50.53
	Return wrong ball hitch.	(9.39)
	Right size hitch for Kabota.	10.16
	Wall foam seal and Windshield fluid.	21.83
	Wrenches	88.67
LOWES #01510 Total		681.18
MCMASTER-CARR	Seal Tight Flex - Via Princessa Booster	89.31
	SS Fitting, High Flow Filter - Ozone Skid	149.00
	Valve Rebuild Kit - Ozone Skid	145.58
MCMASTER-CARR Total		383.89
MISAC	MISAC annual membership fee	130.00
	Misac Membership - paid online	130.00
MISAC Total		260.00
NAPA AUTO PARTS	2 FIVE GALLON BUCKETS OF FOOD GRADE HYDRAULIC OIL RIO VISTA SLUDGE SYSTEM	437.93
	SUPPLIES FOR UNIT #157.	67.32
NAPA AUTO PARTS Total		505.25
NEWHALL VALENCIA LOCK K	3 - Keys	8.71
	Two keys made for truck 64.	5.80
NEWHALL VALENCIA LOCK K Total		14.51
NOR NORTHERN TOOL	KingKutter drying bed discer	1,190.26
NOR NORTHERN TOOL Total		1,190.26
NOTHING BUNDT CAKES 75	Bundt Cakes for monthly employee anniversary and birthday celebration	132.00
NOTHING BUNDT CAKES 75 Total		132.00
OFFICE DEPOT #2175	Ethernet switch and cable for SCADA computer	48.04
OFFICE DEPOT #2175 Total		48.04
OFFICEMAX/DEPOT 6391	Computer Mouse Pad	15.76
OFFICEMAX/DEPOT 6391 Total		15.76

**SCV Water - Regional Division
Credit Card Charges
Paid in September 2019**

PANERA BREAD #204228	Executive Staff Meeting	168.80
PANERA BREAD #204228 Total		168.80
PANERA BREAD #204229	Staff meeting regarding relocation for Customer Service	170.87
PANERA BREAD #204229 Total		170.87
PAYPAL FOSHANSHUND	C67 Running boards	135.99
PAYPAL FOSHANSHUND Total		135.99
PAYPAL J J	Part that was canceled see note money returned see item #7	19.98
	Part that was canceled see note money returned see Line item 4 and line #7	(19.98)
PAYPAL J J Total		0.00
PAYPAL URBAN WATER	UWI Spring Conference - Registration - 8/13/16/19 - San Diego - Director Martin	425.00
PAYPAL URBAN WATER Total		425.00
PAYPAL WOMENSCONF	Los Angeles County Department of Public Works Women's Leadership in Pasadena	1,000.00
PAYPAL WOMENSCONF Total		1,000.00
POLLARDWATER.COM #3325	Hydraulic Modeling Project	4,629.15
POLLARDWATER.COM #3325 Total		4,629.15
RALPHS #0147	Drinks for Employee Vending Machine - Return - Cash given to Accounting \$3.00	50.82
	Snacks and drinks for Board and Committee meetings.	57.02
	Snacks for Employee Vending Machine	3.00
	snacks for vending Machine	1.79
RALPHS #0147 Total		112.63
RICHCO INTERNATIONAL INC	Nonslip Decking Strips.	278.48
RICHCO INTERNATIONAL INC Total		278.48
SALT CREEK GRILLE	Lunch with DDW, ESS staff and WQ staff after Saugus Well inspection	170.64
SALT CREEK GRILLE Total		170.64
SAMS CLUB #4824	snacks for vending Machine	233.21
SAMS CLUB #4824 Total		233.21
SAMSCLUB #4824	7115 Restock supplies	204.80
	Sam's Club Memberships for B Lytle and A Jacobs - for agency purchases	100.00
	Snacks for Employee Vending Machine	212.76
SAMSCLUB #4824 Total		517.56
SAMSCLUB.COM	Vending Machine for Regional Admin Building	4,377.81
SAMSCLUB.COM Total		4,377.81
SANTA CLARITA BEARING COM	Two five gallons of oil.	430.39
SANTA CLARITA BEARING COM Total		430.39
SMART AND FINAL 483	Snacks for Employee Vending Machine - Return of Quaker Oaks - given to Accounting	
	\$3.57 - Copy of cash goes with 22	86.76
SMART AND FINAL 483 Total		86.76
SO PT HOTEL AND CASINO	Water Smart Innovations Conference - Lodging Deposit - 10/1-4/19 - Las Vegas - C. Halushka	89.27
	Water Smart Innovations Conference - Lodging Deposit - 10/1-4/19 - Las Vegas - J. Grothe	89.27
SO PT HOTEL AND CASINO Total		178.54
SOR INC	Pressure Switches - Pump Low Suction Pressure Switch	594.80
SOR INC Total		594.80
SOUTHWES 5262107338826	SWCs Meeting - Airfare - 8/14-15/19 - Sacramento - D. Marks	499.96
SOUTHWES 5262107338826 Total		499.96
SOUTHWES 5262107352429	Meetings in Sacramento, Water Resources Modeling and Reservoir Committee meeting - Airfare - 8/22/19 - Sacramento - D. Marks	499.96
SOUTHWES 5262107352429 Total		499.96
SOUTHWES 5262107375299	ACWA 2019 Regulatory Summit - Airfare - 10/17/19 - Sacramento - Director Atkins	499.96
SOUTHWES 5262107375299 Total		499.96
SOUTHWES 5262110721051	Flight - R/T Burbank/Sacramento - 8/21/19 Delta Conveyance Meeting	499.96
SOUTHWES 5262110721051 Total		499.96
SOUTHWES 5262111261786	Meeting in Sacramento Cancelled - Airfare - 9/11/19 - E. Campbell	499.96
	Meeting in Sacramento Cancelled - Airfare Credit - 9/11/19 - E. Campbell - see line #7	(499.96)
SOUTHWES 5262111261786 Total		0.00
SOUTHWES 5262111524161	Water Smart Innovations Conference - Airfare - 10/1-4/19 - Las Vegas - C. Halushka	515.96
SOUTHWES 5262111524161 Total		515.96
SOUTHWES 5262111527831	Water Smart Innovations Conference - Airfare - 10/1-4/19 - Las Vegas - J. Grothe	515.96
SOUTHWES 5262111527831 Total		515.96
SOUTHWES 5262111915676	Contract Negotiations Delta Conveyance - Airfare - 8/26/19 - Sacramento - M. Stone	499.96
SOUTHWES 5262111915676 Total		499.96
SOUTHWES 5262112336724	Contract Negotiations Delta Conveyance - Airfare - 9/11/19 - D. Marks	499.96
SOUTHWES 5262112336724 Total		499.96
SPUDNUTS BAKERY CROISSANT	Landscape class 8/10/19 - snacks	47.21
SPUDNUTS BAKERY CROISSANT Total		47.21
STAPLES 00103069	Office Supplies for Pine Street	100.69
STAPLES 00103069 Total		100.69
STATERBROS130	Executive Staff Meeting	5.74
STATERBROS130 Total		5.74
THE FLAG COMPANY	Replacement U.S. and California State Flags.	1,147.94
THE FLAG COMPANY Total		1,147.94

**SCV Water - Regional Division
Credit Card Charges
Paid in September 2019**

THE HOME DEPOT #0653	Barrel bolt, corner brace	7.28
	Mounting hardware for conference room computers.	8.87
	Paint Supplies.	13.78
THE HOME DEPOT #0653 Total		29.93
THE HOME DEPOT #1055	Auger Bits - Truck I58 supplies	32.24
	Hose nozzle	16.93
	Keys, Locks and Magnetic Ceramic Hooks	17.95
	Torch for truck #110	60.19
THE HOME DEPOT #1055 Total		127.31
THE HOME DEPOT 1055	12 foot step ladder	294.56
	Barrel Fan for Saugus well	371.21
THE HOME DEPOT 1055 Total		665.77
THE UPS STORE 0385	Returning freeze machine part for repairs	10.46
THE UPS STORE 0385 Total		10.46
TOPPERS PIZZA PLACE VALEN	Electrical Instrumentation Panel Interviews-HR Recruitment Panelist: Dirk Hare, Craig Albertson and Marcel Margheritis	35.09
TOPPERS PIZZA PLACE VALEN Total		35.09
TST BUCKHORN STEAKHOUSE	Data Conference	55.34
	Dinner - CA Water Data Summit	54.19
TST BUCKHORN STEAKHOUSE Total		109.53
UBER TRIP	Contract Negotiations Delta Conveyance - Uber - 8/26/19 - Sacramento - M. Stone	26.06
	Contract Negotiations Delta Conveyance - Uber Tip - 8/26/19 - Sacramento - M. Stone	3.90
UBER TRIP Total		29.96
UCD TAPS	Parking at CA Water Data Summit	20.00
UCD TAPS Total		20.00
USA BLUE BOOK	Pressure gauge.	363.50
USA BLUE BOOK Total		363.50
V.S.P. PARKING BURBANK	Membership 2019/20 - VSP Parking	75.00
	Parking - Burbank Airport - 8/15/19 Sites Reservoir Comm Mtg - Maxwell, CA	13.00
	Parking - Burbank Airport - 8/22/19 Sites Reservoir Comm Mtg - Sacramento, CA	13.00
	Parking - Burbank Airport - Delta Conveyance Meeting 8/26/19	13.00
	Parking - Burbank Airport - Delta Conveyance Meeting, Sacramento	26.00
V.S.P. PARKING BURBANK Total		140.00
VALLEY INDUSTRIAL ASSOCIA	VIA Bash - Registration - 10/19/19 - Directors Atkins and Martin	250.00
	VIA Bash - Registration - 10/19/19 - Directors E. Colley and K. Colley	250.00
VALLEY INDUSTRIAL ASSOCIA Total		500.00
VARIDESK 1800 207 2587	Varidesk Dual-Monitor Arms and Mat for O. Simi - Finance	279.23
	Varidesk ProPlus Desk - O. Simi - Finance	323.03
VARIDESK 1800 207 2587 Total		602.26
VONS #2111	For monthly birthday/anniversary celebration at NWD	14.98
VONS #2111 Total		14.98
VONS #3325	First Aid/CPR/AED training	54.80
VONS #3325 Total		54.80
WAL-MART #3523	Director Snacks for August 2019_POL, WR and Eng/Ops Committee Meetings	36.53
	Office Supplies	16.61
WAL-MART #3523 Total		53.14
WATERSMART INNOVATIONS	Water Smart Innovations Conference - Registration - 10/1-4/19 - Las Vegas - C. Halushka	475.00
	Water Smart Innovations Conference - Registration - 10/1-4/19 - Las Vegas - J. Grothe	475.00
WATERSMART INNOVATIONS Total		950.00
WESTERN BAGEL TOO 4	Landscape class 8/10/19 - snacks	74.65
WESTERN BAGEL TOO 4 Total		74.65
WM SUPERCENTER #3523	Director Snacks for September 2019_POL, WR and Eng/Ops Committee Meetings	37.20
	Office Supplies	10.69
WM SUPERCENTER #3523 Total		47.89
WOOD RANCH VALENCIA	IT team lunch - IT ticket deployment	97.84
	Working lunch regarding legacy issues, w/ Alex Iwasu, Occidental Petroleum	53.38
WOOD RANCH VALENCIA Total		151.22
WPONCALL.COM	GSA Website Maintenance	49.00
WPONCALL.COM Total		49.00
WPY SOUTHERN CALIFORNIA W	SCWUA Vendor Fair: Jenny Anderson and Josh Eppenbaugh	64.00
WPY SOUTHERN CALIFORNIA W Total		64.00
WWW.NCHSOFTWARE.COM	Video editing software - for Agency use.	128.93
WWW.NCHSOFTWARE.COM Total		128.93
Subtotal		53,367.70

**SCV Water - Regional Division
Credit Card Charges
Paid in September 2019**

Employee Meals		
Merchant Name	Description	Total
ALBERTSONS 1360	8/23/2019 Team building BBQ - Regional	168.93
	8/9/2019 Team Building BBQ - Regional	147.93
ALBERTSONS 1360 Total		316.86
BACKWOODS INN	Monthly lunch with Director regarding Agency issues - M. Stone and Director Gladbach	55.00
BACKWOODS INN Total		55.00
BURBANK AIRPORT FOOD AND	Long Term Capital & Financial Planning Conference - Breakfast/coffee K. Grass & D. Conner	13.23
	Long Term Capital & Financial Planning Conference - Lunch K. Grass & D. Conner	53.64
BURBANK AIRPORT FOOD AND Total		66.87
CALI PIZZA KITC INC #260	Team Building lunch B Lytle, J Hithe, J Weiherer, S Rave	103.15
	Working lunch meeting with the Ratepayer advocate - E. Campbell, R. Patterson & K. Bjorn	67.04
CALI PIZZA KITC INC #260 Total		170.19
CHEESECAKE VALENCIA	HR Team Lunch Meeting 7/31/19 - Mantis, Joo, Brison	92.38
CHEESECAKE VALENCIA Total		92.38
DENVER HYATT REGENCY	Long Term Capital & Financial Planning Conference - Dinner K. Grass & D. Conner	104.96
DENVER HYATT REGENCY Total		104.96
EGGS N THINGS OF VALENCI	8/20/19 - UCWD Breakfast Mtg re Water Exchange - Steve Cole, Dirk Marks, Bob Siemac	40.67
EGGS N THINGS OF VALENCI Total		40.67
GREAT DIVIDE CON C DEN	Long Term Capital & Financial Planning Conference - Lunch K. Grass & D. Conner	68.51
GREAT DIVIDE CON C DEN Total		68.51
HUDSONNEWS ST1369	Long Term Capital & Financial Planning Conference - Lunch K. Grass & D. Conner	13.21
HUDSONNEWS ST1369 Total		13.21
KARMA INDIAN CUSINE	Lunch meeting - S. Cole & M. Stone	26.15
KARMA INDIAN CUSINE Total		26.15
MENDOCINO FARMS 1	Lunch meeting - S. Cole & J. Byrne	15.28
MENDOCINO FARMS 1 Total		15.28
NOTHING BUNDT CAKES 75	August birthday/anniversary celebration desserts - Summit Circle	88.00
NOTHING BUNDT CAKES 75 Total		88.00
RATTLERS BAR B QUE - 1	Dinner for the 8/20/19 Board meeting	647.18
	Monthly lunch with Manager regarding Administration and Finance issues - M. Stone and E. Campbell	34.46
RATTLERS BAR B QUE - 1 Total		681.64
RED ROBIN NO 246	IT Department lunch - C. Perez, J. Herbert, R. Ponce, C. Larsen & J. Thomas	81.45
RED ROBIN NO 246 Total		81.45
RIOJA	Long Term Capital & Financial Planning Conference - Dinner K. Grass & D. Conner	98.32
RIOJA Total		98.32
SALT CREEK GRILLE	Monthly lunch with Director regarding Agency issues - M. Stone and Director Gutzeit	52.00
SALT CREEK GRILLE Total		52.00
SQ DREAM BEANS	Long Term Capital & Financial Planning Conference - Breakfast/coffee K. Grass & D. Conner	11.93
SQ DREAM BEANS Total		11.93
TRADER JOE'S #013 QPS	8/9/2019 Team Building BBQ - Regional	16.66
TRADER JOE'S #013 QPS Total		16.66
Subtotal		2,000.08
Grand Total		55,367.78

NWD Credit Card Register - American Express
For the month ending September 30, 2019

Merchant Name	Description	Total
Amazon Web Services	AWS Service	8.73
Amazon.com	Office Supplies - Durable Report Cover X 25	55.25
	Office Supplies - Various	35.00
	Global USB GPS Receiver X 4	117.64
	Office Supplies - Various	42.94
	Amazon Points Credit	(42.94)
Amazon.com Total		207.89
GoDaddy.com	Web Hosting	2.99
EIG*Constant Contact	Monthly Electronic Newsletter Database	125.00
WEB*Networksolutions	Web Hosting & Web Forwarding August	13.98
WEB*Networksolutions	Web Hosting & Web Forwarding September	13.98
NetSDK Software	S3 Browser Pro License	29.95
Sage Software Inc.	Sage CRM Annual Renewal 9/23/19- 9/22/20	7,416.81
Total American Express		7,819.33

SCV WATER Santa Clarita Water Division Credit Card Register For the Month Ended Sept 30, 2019		
Merchant Name	Description	Total
Amazon	Jump starter for vehicles and equipment	\$ 485.22
	Office and Kitchen Supplies	\$ 213.55
	Office Supplies	\$ 194.98
	Office Supplies	\$ 146.17
	Office and Kitchen Supplies	\$ 76.00
	Kitchen Supplies	\$ 24.48
	100 ft High Pressure Hose for unit 99	\$ 8.39
AMAZON TOTAL		\$ 1,148.79
AWWA	Water Quality Technology Conference for Dean Takashima	\$ 665.00
	Water Quality Technology Conference for Mike Alvord	\$ 665.00
	Water Quality Technology Conference for Ryan Bye	\$ 665.00
AWWA TOTAL		\$ 1,995.00
Engineering News-Record	BNP*ENR/AR/NEWS/PS	\$ 98.00
Engineering News-Record		\$ 98.00
JOINT POWERS INSURANCE AU	Other Services (Not Elsewhere Classified)	\$ 190.00
JOINT POWERS INSURANCE AU		\$ 190.00
OCT WATER QUALITY ACADEMY	Water Treatment Certification Grade 5 for Evan Doss	\$ 800.00
	Water Treatment Certification Grade 5 for Vincent Titiriga	\$ 800.00
OCT WATER QUALITY ACADEMY		\$ 1,600.00
PITNEY BOWES PI	Ink Cartridge for Pitney Bowes Mail Machine	\$ 114.94
	E-Z Seal Sealing Solution for Pitney Bowes Mail Machine.	\$ 79.57
PITNEY BOWES PI		\$ 194.51
SMART AND FINAL 483	Department lunch/ retirement lunch	\$ 184.93
SMART AND FINAL 483		\$ 184.93
SOUTHWESTAIR	Water Quality Technology Conference in Dallas Texas flight for Ryan Bye	\$ 292.96
	Water Quality Technology Conference in Dallas Texas flight for Dean Takashima	\$ 292.96
	Water Quality Technology Conference in Dallas Texas flight for Mike Alvord	\$ 292.96
SOUTHWESTAIR		\$ 878.88
SQ GARYS AUTO COLL	Auto damage repair	\$ 516.95
SQ GARYS AUTO COLL		\$ 516.95
VONS	September - Staff Birthday/Anniversary Treats	\$ 18.98
VONS		\$ 18.98
EMPLOYEE MEALS	BLACK BEAR DINER - Lunch Meeting with Keith A and Leticia Q regarding Operations Review	\$ 36.06
	CHICK-FIL-A - Fire Department Emergency Storage lunch meeting with Keith A and Adam P	\$ 18.87
	COLDSTONE - September - Staff Birthday/Anniversaries	\$ 227.85
	CORNER BAKERY - HAZWPOER Breakfast	\$ 361.70
	FLAME & SKEWERS - Department lunch	\$ 1,332.85
	GOKOKU - Lunch Meeting with Keith A, Steve C, and Mike A regarding PFAS DDW Meeting	\$ 58.86
	JACK IN THE BOX - Per Roger, this was food for the crew working a leak.	\$ 82.65
	LA COCINA BAR AND GRILL -Lunch Meeting with Keith A and Beverly J regarding VWD Issues	\$ 29.58
	for the Civil Engineer position. Lunch included Brian Folsom and Brent Payne.	\$ 47.00
	RATTLERS BAR B QUE - Operations Updates lunch meeting with Keith A and Gary H	\$ 34.00
EMPLOYEE MEALS Total		\$ 2,229.42
Grand Total		\$ 9,055.46

**SCV Water
Valencia Water Division
Credit Card Register
As of September 30, 2019**

Wells Fargo MasterCard

Merchant Name	Description	Total
Kabuki - Resturant	Welcome Lunch for Marianne W. and Kimberly N.	81.45
Albertsons	Coffee Supplies	20.00
Wells Fargo MasterCard	Refund of Overlimit Fee	(39.00)
Southwest	Flight for Marianne W. For Harris Utilities Conference	264.96
Grand Total - Wells Fargo MasterCard		327.41

SCV Water
All Divisions
Outgoing Wire Transfers / ACHs
From: September 1, 2019 through September 30, 2019

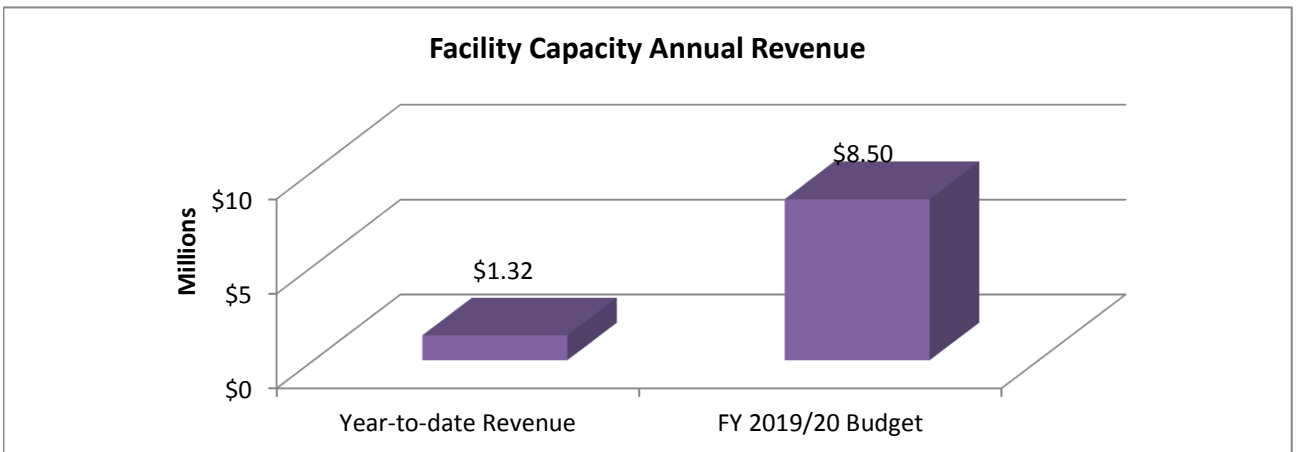
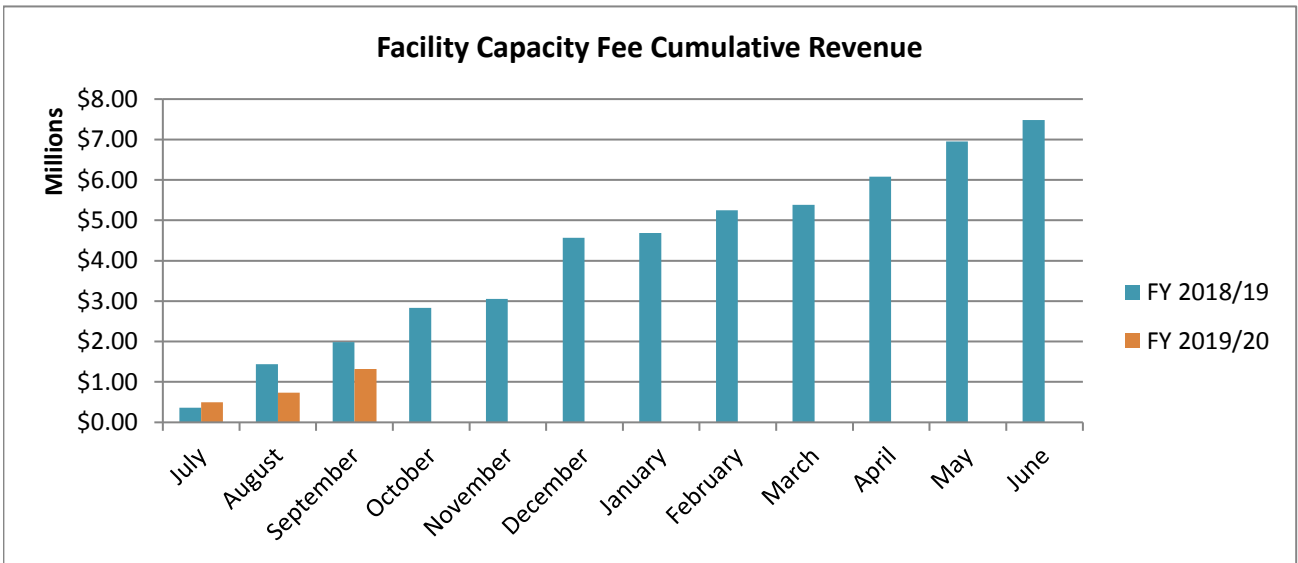
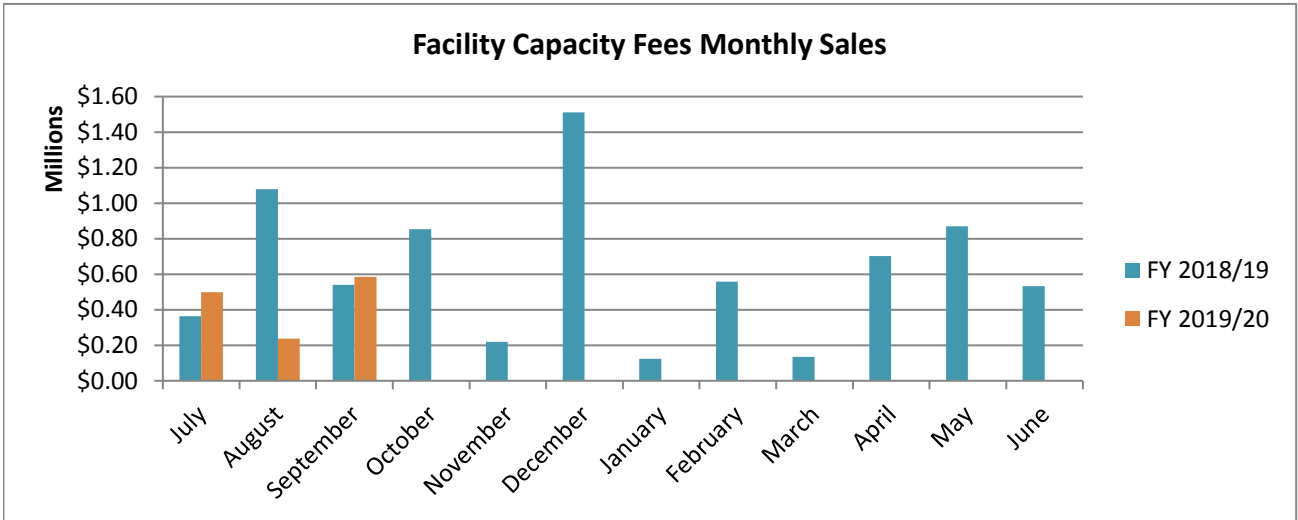
<u>Wire/ACH Recipient</u>	<u>Regional Division</u> <u>Description</u>	<u>Amount</u>
LAIF	Wire Txfr to LAIF General	\$ 4,000,000.00
Payroll - Directors & EE's	Pay Date 9/20	605,640.41
Payroll - Employees	Pay Date 9/6	594,051.62
CalPERS	September Medical - Directors & Employees	224,218.21
IRS / EDD	Taxes & Withholdings - 9/20 Pay date	168,015.21
IRS / EDD	Taxes & Withholdings - 9/6 Pay date	165,002.39
CalPERS	Retirement - 8/23 Pay date	117,868.91
Lincoln	Deferred Comp - 9/20 Pay date	81,000.97
Lincoln	Deferred Comp - 9/6 Pay date	80,862.09
IGOE / MBI	Retiree Medical Reimbursements	35,916.84
Payroll - Director	Pay Date 9/30	9,799.74
IRS / EDD	Taxes & Withholdings - 9/30 Pay date	4,691.62
Wells Fargo Bank	Client Analysis Service Charge	2,038.71
Paychex	H/R & P/R Fees 9/20 Pay date	1,503.38
Paychex	H/R & P/R Fees 9/6 Pay date	1,416.73
Conexis / WageWorks	August FSA Reimbursements	900.31
Paychex	Cobra Fees Sept 19	437.36
Paychex	H/R & P/R Fees 9/30 Pay date	212.57
	Total	<u>\$ 6,093,577.07</u>

<u>Wire Recipient</u>	<u>Newhall Water Division</u> <u>Description</u>	<u>Amount</u>
M. Stambaugh	Mammoth Cell Lease	\$ 6,426.76
Infosend, Inc	Bill Preparation and Postage	5,586.60
	Total	<u>\$ 12,013.36</u>

<u>Wire Recipient</u>	<u>Santa Clarita Water Division</u> <u>Description</u>	<u>Amount</u>
---	N/A	\$ -
	Total	<u>\$ -</u>

<u>Wire Recipient</u>	<u>Valencia Water Division</u> <u>Description</u>	<u>Amount</u>
----	N/A	\$ -
	Total	<u>\$ -</u>

REGIONAL DIVISION FACILITY CAPACITY FEE REVENUES FY 2019/20 as of September 30, 2019



2008A VRDO Performance

Date	Bond Rate	Bond Rate including fees	Rate Decrease**
7/16/2014	0.04%	4.10%	
7/23/2014	0.05%	4.11%	
7/30/2014	0.05%	0.60%	Swap termination.
10/4/2017	0.89%	1.44%	2.67%
10/11/2017	0.89%	1.44%	2.67%
10/18/2017	0.89%	1.44%	2.67%
10/25/2017	0.90%	1.45%	2.66%
11/1/2017	0.90%	1.45%	2.66%
11/8/2017	0.90%	1.45%	2.66%
11/15/2017	0.90%	1.45%	2.66%
11/22/2017	0.94%	1.49%	2.62%
11/29/2017	0.94%	1.49%	2.62%
12/6/2017	0.96%	1.51%	2.60%
12/13/2017	1.08%	1.63%	2.48%
12/20/2017	1.38%	1.93%	2.18%
12/27/2017	1.60%	2.15%	1.96%
1/3/2018	1.40%	1.95%	2.16%
1/10/2018	1.28%	1.83%	2.28%
1/17/2018	1.15%	1.70%	2.41%
1/24/2018	1.04%	1.59%	2.52%
1/31/2018	0.99%	1.54%	2.57%
2/7/2018	0.88%	1.43%	2.68%
2/14/2018	0.93%	1.48%	2.63%
2/21/2018	1.00%	1.55%	2.56%
2/28/2018	1.03%	1.58%	2.53%
3/7/2018	1.04%	1.59%	2.52%
3/14/2018	1.11%	1.66%	2.45%
3/21/2018	1.28%	1.83%	2.28%
3/28/2018	1.46%	2.01%	2.10%
4/4/2018	1.53%	2.08%	2.03%
4/11/2018	1.58%	2.13%	1.98%
4/18/2018	1.67%	2.22%	1.89%
4/25/2018	1.64%	2.19%	1.92%
5/2/2018	1.51%	2.06%	2.05%
5/9/2018	1.35%	1.90%	2.21%
5/16/2018	1.20%	1.75%	2.36%
5/23/2018	0.95%	1.50%	2.61%
5/30/2018	0.83%	1.38%	2.73%
6/6/2018	0.83%	1.38%	2.73%
6/13/2018	1.15%	1.70%	2.41%
6/20/2018	1.30%	1.85%	2.26%
6/27/2018	1.30%	1.85%	2.26%
7/4/2018	0.95%	1.50%	2.61%
7/11/2018	0.90%	1.45%	2.66%
7/18/2018	0.85%	1.40%	2.71%
7/25/2018	0.69%	1.24%	2.87%
8/1/2018	1.09%	1.64%	2.47%
8/8/2018	1.22%	1.77%	2.34%
8/15/2018	1.26%	1.81%	2.30%
8/22/2018	1.28%	1.83%	2.28%
8/29/2018	1.28%	1.83%	2.28%
9/5/2018	1.25%	1.80%	2.31%
9/12/2018	1.24%	1.79%	2.32%

2008A VRDO Performance

Date	Bond Rate	Bond Rate including fees	Rate Decrease**
9/19/2018	1.24%	1.79%	2.32%
9/26/2018	1.29%	1.84%	2.27%
10/3/2018	1.27%	1.82%	2.29%
10/10/2018	1.26%	1.81%	2.30%
10/17/2018	1.29%	1.84%	2.27%
10/24/2018	1.29%	1.84%	2.27%
10/31/2018	1.28%	1.83%	2.28%
11/7/2018	1.28%	1.83%	2.28%
11/14/2018	1.32%	1.87%	2.24%
11/21/2018	1.34%	1.89%	2.22%
11/28/2018	1.35%	1.90%	2.21%
12/5/2018	1.29%	1.84%	2.27%
12/12/2018	1.28%	1.83%	2.28%
12/19/2018	1.33%	1.88%	2.23%
12/26/2018	1.38%	1.93%	2.18%
1/2/2019	1.30%	1.85%	2.26%
1/9/2019	1.00%	1.55%	2.56%
1/16/2019	1.00%	1.55%	2.56%
1/23/2019	1.00%	1.55%	2.56%
1/30/2019	1.21%	1.76%	2.35%
2/6/2019	1.25%	1.80%	2.31%
2/13/2019	1.45%	2.00%	2.11%
2/20/2019	1.52%	2.07%	2.04%
2/27/2019	1.56%	2.11%	2.00%
3/6/2019	1.47%	2.02%	2.09%
3/13/2019	1.42%	1.97%	2.14%
3/20/2019	1.37%	1.92%	2.19%
3/28/2019	1.30%	1.85%	2.26%
4/3/2019	1.29%	1.84%	2.27%
4/10/2019	1.33%	1.88%	2.23%
4/17/2019	1.80%	2.35%	1.76%
4/24/2019	2.20%	2.75%	1.36%
5/1/2019	1.85%	2.40%	1.71%
5/8/2019	1.28%	1.83%	2.28%
5/15/2019	1.09%	1.64%	2.47%
5/22/2019	1.03%	1.58%	2.53%
5/29/2019	1.03%	1.58%	2.53%
6/5/2019	1.02%	1.57%	2.54%
6/12/2019	1.41%	1.96%	2.15%
6/19/2019	1.41%	1.96%	2.15%
6/26/2019	1.41%	1.96%	2.15%
7/3/2019	1.05%	1.60%	2.51%
7/10/2019	0.92%	1.47%	2.64%
7/17/2019	1.10%	1.65%	2.46%
7/24/2019	1.29%	1.84%	2.27%
7/31/2019	1.29%	1.84%	2.27%
8/7/2019	1.11%	1.66%	2.45%
8/14/2019	1.15%	1.70%	2.41%
8/21/2019	1.19%	1.74%	2.37%
8/28/2019	1.19%	1.74%	2.37%
9/4/2019	1.10%	1.65%	2.46%
9/11/2019	1.12%	1.67%	2.44%
9/18/2019	1.18%	1.73%	2.38%
9/25/2019	1.27%	1.82%	2.29%

CA Govt. Code Section 53065.5

List of Reimbursement for "Individual Charges" = \$100 or more

Annual Disclosure for Fiscal Year 19/20 AP Transactions Updated as of: 9/30/2019

DIRECTORS

P- Card (M/C) Transactions Updated as of: 8/31/2019 - **Aug P-Card transactions affect Sept cash.

Date of Reimbursement	Recipient of Reimbursement	Reason for Reimbursement	Amount of Reimbursement
09/06/19	Gladbach, Edward	NWRA Conference, 8/6-8/9/19 - Expenses (Meals/Lodging)	1,039.33
09/06/19	Gladbach, Edward	NWRA Conference Travel, 8/6-8/9/19 - Expenses (Mileage/Airfare)	956.26
09/06/19	Gladbach, Edward	NWRA Conference Registration, 8/6-8/9/19	660.00
09/06/19	Martin, Gary	UWI Conference, San Diego, 8/13-8/15/19 - Expenses (Lodging/Meals)	692.87
09/06/19	Martin, Gary	UWI Conference, San Diego, 8/13-8/15/19 - Travel Expenses (Mileage)	251.70
09/06/19	Plambeck, Lynne	ACWA 2019 Fall Conference, San Diego - 12/3-12/6/19 - Travel (Mileage)	432.96
09/19/19	Kelly, R.J.	UWI Conference, San Diego, 8/13-/16/19 -Travel Expense (Mileage)	228.36
09/19/19	Kelly, R.J.	UWI Conference, San Diego - 8/13-/8/16/19 - Travel Expense (Lodging/Meals)	760.40

5,021.88

CA Govt. Code Section 53065.5

List of Reimbursement for "Individual Charges" = \$100 or more

Annual Disclosure for Fiscal Year 19/20 AP Transactions Updated as of: 9/30/2019

EMPLOYEES

P-Card (M/C) Transactions Updated as of: 8/31/2019 - **Aug P-Card transactions affect Sept cash.

Date of Reimbursement	Recipient of Reimbursement	Reason for Reimbursement	Amount of Reimbursement
7/31/19	Abercrombie, Keith	M/C Charge - ACWA 2019 Fall Conference, San Diego - 12/3-12/6/19 - Registration	725.00
7/31/19	Brisson, JoAnna	M/C Charge - NEOGOV Conference. Las Vegas - 10/9-10/10/19 - Travel Expense (Lodging deposit)	100.91
7/31/19	Campos, Dolores	ESRI Conference, San Diego - 7/8-7/12/19 - Expense (Lodging, Meals)	1,822.83
7/31/19	Campos, Dolores	ESRI Conference, San Diego - 7/8-7/12/19 - Travel Expense (Mileage, parking)	399.52
7/31/19	Cole, Steve	M/C Charge - ACWA 2019 Fall Conference, San Diego - 12/3-12/6/19 - Registration	725.00
7/31/19	Cole, Steve	M/C Charge - WaterReuse Symposium Conference, San Diego- 9/11/19 - Registration	775.00
7/31/19	Cole, Steve	M/C Charge - World Water Tech North America; Los Angeles - 10/29-10/30/19 - Registration	995.00
7/31/19	Fowler, Cheryl	M/C Charge - AMA Analytical Skills Seminar, San Francisco - 10/3-10/4/19 - Registration	2,045.00
7/31/19	Fowler, Cheryl	M/C Charge - AMA Analytical Skills Seminar, San Francisco - 10/3-10/4/19 - Travel Expense (Airfare)	459.96
7/31/19	Gibson, Lindsey	M/C Charge - National Assoc. of Government Web Prof., Salt Lake City - 9/17-9/20/19 - Travel Expense (Airfare)	495.96
7/31/19	Gibson, Lindsey	M/C Charge - National Association of Government Web Professionals, Salt Lake City - 9/17-9/20/19 - Registration	925.00
7/31/19	Gibson, Lindsey	M/C Charge - National Association of Government Web Professionals, Salt Lake City - 9/17-9/20/19 - Registration	300.00
7/31/19	Jacobs, April	M/C Charge - Taking Effective and Accurate Meeting Minutes - Online Class - 7/11/19 - Registration	199.00
7/31/19	Joo, Jenny	M/C Charge - NEOGOV Conference. Las Vegas - 10/9-10/10/19 - Travel Expense (Lodging deposit)	100.91
7/31/19	Koelewyn, Jeff	M/C Charge - ACWA 2019 Fall Conference, San Diego - 12/3-12/6/19 - Registration	725.00
7/31/19	Marks, Dirk	M/C Charge - 7/9/19 Sites Comm Meeting - Expense (Hotel)	238.67
7/31/19	Marks, Dirk	M/C Charge - 7/9/19 Sites Comm Meeting - Travel Expense (Rental Car, parking, fuel)	115.30
7/31/19	Marks, Dirk	M/C Charge - ACWA 2019 Fall Conference, San Diego - 12/3-12/6/19 - Registration	725.00
7/31/19	Marks, Dirk	M/C Charge - Contract Negotiations: Delta Conveyance, Sacramento - 7/24/19 - Travel Expense (Airfare)	499.96
7/31/19	Marks, Dirk	M/C Charge - Contract Negotiations: Delta Conveyance, Sacramento - 7/31/19 - Travel Expense (Airfare)	499.96
7/31/19	Marks, Dirk	M/C Charge - SWCs Meeting, Sacramento - 7/18/19 - Travel Expense (Airfare)	499.96
7/31/19	Martin, Kathie	M/C Charge - ACWA 2019 Fall Conference, San Diego - 12/3-12/6/19 - Registration	725.00
7/31/19	Stone, Matt	M/C Charge - ACWA 2019 Fall Conference, San Diego - 12/3-12/6/19 - Registration	725.00
7/31/19	Stone, Matt	M/C Charge - Contract Negotiations: Delta Conveyance, Sacramento - 7/31/19 - Travel Expense (Airfare)	499.96
7/31/19	Stone, Matt	M/C Charge - CSWCs Monthly Meeting, Sacramento - 7/17-7/18/19 - Travel Expense (Airfare)	499.96
7/31/19	Stone, Matt	M/C Charge - Delta Conveyance Proposed Project Caucus Meeting - 7/3/19 - Travel Expense (Uber, parking)	68.22
7/31/19	Stone, Matt	M/C Charge - SWCs Monthly Meeting, Sacramento - 7/17-18/19 - Expense (Lodging)	217.80
7/31/19	Stone, Matt	M/C Charge - SWCs Monthly Meeting, Sacramento - 7/17-18/19 - Travel Expense (Uber, parking)	47.73
7/31/19	Vasilopoulos, Rick	GIS Conference, Pacific Grove - 7/13-7/17/19 - Expense (Lodging, meals)	1,463.42
7/31/19	Vasilopoulos, Rick	GIS Conference, Pacific Grove - 7/13-7/17/19 - Travel Expense (Mileage)	420.60
8/9/19	Martin, Monty	American Water College: Intro to Water Treatment - CEU	349.99
8/9/19	Richan, Douglas	ESRI Conference, San Diego - 7/8-7/12/19 - Expense (Lodging, Meals)	1,966.04
8/9/19	Viergutz, Rick	Groundwater Resources Assoc. Conference, Fresno - 6/4-6/6/19 - Expense (Meals, lodging)	263.70
8/15/19	Stone, Matt	Delta Conveyance Proposed Project Caucus Meeting - 7/3/19 - Travel Expense (Airfare)	499.96
8/23/19	Bader, Shadi	P.E.License Renewal 9/30/19-9/30/2020	116.00
8/23/19	Conner, Darine	EUCI Long Term Capital & Financial Planning, Denver CO - 8/5-8/6/19 - Expense (Lodging)	412.08
8/23/19	Grass, Kim	EUCI Long Term Capital & Financial Planning, Denver CO - 8/5-8/6/19 - Expense (Lodging)	412.08
8/23/19	Grass, Kim	EUCI Long Term Capital & Financial Planning, Denver CO - 8/5-8/6/19 - Travel Expense (Mileage, Lyft, Airfare Fees)	243.03

CA Govt. Code Section 53065.5

List of Reimbursement for "Individual Charges" = \$100 or more

Annual Disclosure for Fiscal Year 19/20 AP Transactions Updated as of: 9/30/2019

EMPLOYEES

P-Card (M/C) Transactions Updated as of: 8/31/2019 - **Aug P-Card transactions affect Sept cash.

Date of Reimbursement	Recipient of Reimbursement	Reason for Reimbursement	Amount of Reimbursement
8/31/19	Bell, Terri	M/C Charge - 2019 JPIA Training Conf., San Diego 10/29-10/30/19 - Registration	190.00
8/31/19	Campbell, Eric	M/C Charge - ACWA 2019 Fall Conf., 12/3-12/6/19 - Registration	725.00
8/31/19	Campbell, Eric	M/C Charge - Meeting in Sacramento, 9/11/19 - Travel Exp (Airfare)	499.96
8/31/19	Campbell, Eric	M/C Charge - Meeting in Sacramento, 9/11/19 - Travel Exp (Airfare) CREDIT	(499.96)
8/31/19	Conner, Darine	M/C Charge - EUCI Long Term Capital & Financial Planning, Denver CO - 8/5-8/6/19 - Expense (Meals)	181.90
8/31/19	Grass, Kim	M/C Charge - EUCI Long Term Capital & Financial Planning, Denver CO - 8/5-8/6/19 - Expense (Meals)	181.90
8/31/19	Grothe, Julia	M/C Charge - Water Smart Innovations Conference, Las Vegas 10/1-10/4/19 - Expense (Lodging Dep)	89.27
8/31/19	Grothe, Julia	M/C Charge - Water Smart Innovations Conference, Las Vegas 10/1-10/4/19 - Expense (Lodging Dep)	475.00
8/31/19	Grothe, Julia	M/C Charge - Water Smart Innovations Conference, Las Vegas 10/1-10/4/19 - Registration	515.96
8/31/19	Halushka, Chavon	M/C Charge - Water Smart Innovations Conference, Las Vegas 10/1-10/4/19 - Expense (Lodging Dep)	89.27
8/31/19	Halushka, Chavon	M/C Charge - Water Smart Innovations Conference, Las Vegas 10/1-10/4/19 - Registration	475.00
8/31/19	Halushka, Chavon	M/C Charge - Water Smart Innovations Conference, Las Vegas 10/1-10/4/19 - Registration	515.96
8/31/19	Johnson, Yvonne	M/C Charge - CalPers Education Forum, 10/28-10/30/19 - Registration	449.00
8/31/19	Johnson, Yvonne	M/C Charge - CalPers Education Forum, 10/28-10/30/19 - Registration CREDIT	(449.00)
8/31/19	Lyle, Bonnie	M/C Charge - 2019 JPIA Training Conference, San Diego 10/29-10/30/19 - Registration	190.00
8/31/19	Marks, Dirk	M/C Charge - Contract Negotiations Delta Conveyance, 8/21/19 - Travel Exp (Airfare, parking)	525.96
8/31/19	Marks, Dirk	M/C Charge - Contract Negotiations Delta Conveyance, 9/11/19 - Travel Exp (Airfare, parking)	499.96
8/31/19	Marks, Dirk	M/C Charge - SWC's Meeting, Sacramento 8/14-8/15/19 - Travel Exp (Airfare)	499.96
8/31/19	Marks, Dirk	M/C Charge - Water Resources Modeling and Reservoir Comm. Sacramento, 8/22/19 - Travel Exp (Airfare)	499.96
8/31/19	Rave, Susana	M/C Charge - Risk Management Principles and Practices Book/Study Materials	411.78
8/31/19	Stone, Matt	M/C Charge - Contract Negotiations Delta Conveyance, Sacramento 8/26/19 - Travel Exp (Airfare, Uber)	529.92
8/31/19	Stone, Matt	M/C Charge - UWI Conference, San Diego 8/13-8/16/19 - Expense (Lodging)	503.31
9/6/19	Yim, Jason	ESRI Conference, - 7/7-7/12/19 - Travel Expenses (Mileage)	190.40
9/6/19	Yim, Jason	ESRI Conference, 7/7-7/12/19 - Expenses (Lodging/Meals)	1,979.27
9/12/19	Grass, Kim	Tuition/Books Reimbursement	2,885.75

34,459.04

[This page intentionally left blank.]

Finance and Administration Committee Planning Calendar FY 2019/20

Item	Author	PowerPoint Presentation (Y/N/Length)	Oct 21 Comm	Nov 5 Board	Nov 19 Board	Nov 18 Comm	Dec 3 Board	Dec 16 Comm	Jan 7 Board	Jan 13 SPECIAL	Feb 4 Board	Feb 10 SPECIAL	Mar 3 Board	Mar 16 Comm	April 7 Board	April 20 Comm	May 5 Board	May 18 Comm	June 2 Board	June 15 Comm	
23	Discuss Debt Refinancing Options	EC	C																		
24	Review Strategic Plan Performance Metrics	EC	C	P																	
25	Project Update for Financial Management Information System (FMIS)	RP	C	P																	
26	Recommend Approval of a Resolution to Enter Into A Contract with Equation Technologies for Project Management Services	RP	C	P																	
27	Recommend Receiving and Filing of August 2019 Monthly Financial Report (consent)	RP	C	P																	
28	Recommend Approval of Revised Facility Capacity Fee (FCF) Rates	EC			P	P															
29	Review Draft Community Facilities District (CFD) Policy	EC			P	P															
30	Recommend Approval of (1) Fully Funding OPEB Obligations and (2) Consolidating Accounts into One Trust Account	RP			P	P															
31	Continue Discussion of Debt Refinancing Options	EC			P	P															
32	Recommend Receiving and Filing of September 2019 Monthly Financial Report (consent)	RP			P	P															
33	Discuss Retail Cost-of-Service and Rate Design	EC					P	P													
34	Recommend Approval of a Customer Service Policy	RP					P	P													
35	Review Strategic Plan Performance Metrics	EC					P	P													
36	Recommend Approval of a Ticket Distribution Policy	RP					P	P													
37	Recommend Receiving and Filing of October 2019 Monthly Financial Report (consent)	RP					P	P													
38	Recommend Approval of Participating in a Community Facilities District (CFD) for the Spring Canyon Development	EC							P	P											
39	Recommend Approval of a Contract with (Enter Company Here) for Finance and Accounting Software	RP								P	P										
40	Recommend Approval of a Resolution Approving a Preliminary Official Statement and Authorizing Certain Other Documents and Actions in Connection with the Issuance of the Series 2020A Revenue Bonds	EC									P	P									

ITEM NO.
7

Finance and Administration Committee Planning Calendar FY 2019/20

Item	Author	PowerPoint Presentation (Y/N/Length)	Oct 21 Comm	Nov 5 Board	Nov 19 Board	Nov 18 Comm	Dec 3 Board	Dec 16 Comm	Jan 7 Board	Jan 13 SPECIAL	Feb 4 Board	Feb 10 SPECIAL	Mar 3 Board	Mar 16 Comm	April 7 Board	April 20 Comm	May 5 Board	May 18 Comm	June 2 Board	June 15 Comm
41	RP	None									P									
42	RP	None							P		P									
43	EC	Yes - 15 min										P								
44	RP	None										P								
45	RP	None										P								
46	RP	None										P	P							
47	RP	None										P	P							
48	RP	None										P	P							
49	RP	None												P	P					
50	RP	Yes - 30 min												P	P					
51	RP	None												P	P					
52	RP	None												P	P					
53	RP	None														P	P			
54	RP	Yes - 30 min														P	P			
55	RP	None														P	P			
56	RP	None														P			P	
57	RP	None														P	P			
58	RP	None														P	P			
59	EC	Yes - 15 min																		P
60	EC	Yes - 15 min																		P
61	EC	Yes - 15 min																		P

**Finance and Administration Committee
Planning Calendar
FY 2019/20**

Item	Author	PowerPoint Presentation (Y/N/Length)	Oct 21 Comm	Nov 5 Board	Nov 19 Board	Nov 18 Comm	Dec 3 Board	Dec 16 Comm	Jan 7 Board	Jan 13 SPECIAL	Feb 4 Board	Feb 10 SPECIAL	Mar 3 Board	Mar 16 Comm	April 7 Board	April 20 Comm	May 5 Board	May 18 Comm	June 2 Board	June 15 Comm
62	RP	None																	P	
63	RP	None																		P
64	RP	None																		P
65	EC	Yes - 15 min																		P
66	EC	Yes - 15 min																		P
67	RP	None																		P

[This page intentionally left blank.]