



Date: April 22, 2019

To: Engineering and Operations Committee
Tom Campbell, Chair
Dante Acosta
Ed Colley
William Cooper
Gary Martin
Lynne Plambeck

From: Brian J. Folsom, Chief Engineer *BJF*
Keith Abercrombie, Chief Operating Officer *KA*

The **Engineering and Operations Committee** is scheduled to meet on **Thursday, May 2, 2019 at 5:30 PM at Summit Circle** located at 26521 Summit Circle, Santa Clarita, CA 91350 in the Training Room.

MEETING AGENDA

<u>ITEM</u>		<u>PAGE</u>
1.	Public Comments	
2.	Quarterly Safety Presentation	
3. *	Recommend Approval of a Work Authorization Amendment to Kennedy/Jenks Consultants for Inspection Services for the Magic Mountain Pipeline Phase 4 Project	3
4. *	Review of Proposed FY 2019/20 and FY 2020/21 Capital Improvement Projects	5
5. *	Operations and Production Report	45
6. *	Capital Improvement Projects Construction Status Report	103
7. *	Third Party Funded Agreements Quarterly Report	105
8. *	Committee Planning Calendar	109
9.	General Report on Treatment, Distribution, Operations and Maintenance Services Section Activities	

10. General Report on Engineering Services Section Activities
11. Adjournment

- * Indicates attachments
- ◆ To be distributed

NOTICES:

Any person may make a request for a disability-related modification or accommodation needed for that person to be able to participate in the public meeting by telephoning (661) 297-1600, or writing to Santa Clarita Valley Water Agency at 27234 Bouquet Canyon Road, Santa Clarita, CA 91350. Requests must specify the nature of the disability and the type of accommodation requested. A telephone number or other contact information should be included so that Agency staff may discuss appropriate arrangements. Persons requesting a disability-related accommodation should make the request with adequate time before the meeting for the Agency to provide the requested accommodation.

Pursuant to Government Code Section 54957.5, non-exempt public records that relate to open session agenda items and are distributed to a majority of the Board less than seventy-two (72) hours prior to the meeting will be available for public inspection at the Santa Clarita Valley Water Agency, located at 27234 Bouquet Canyon Road, Santa Clarita, California 91350, during regular business hours. When practical, these public records will also be made available on the Agency's Internet Website, accessible at <http://www.yourscvwater.com>.

Posted on April 24, 2019.

MGS



COMMITTEE MEMORANDUM

DATE: April 19, 2019

TO: Engineering and Operations Committee

FROM: Brian J. Folsom, P.E. *BJF*
Chief Engineer

SUBJECT: Recommend Approval of a Work Authorization Amendment to Kennedy/Jenks Consultants for Inspection Services for the Magic Mountain Pipeline Phase 4 Project

SUMMARY

On September 4, 2018, the Santa Clarita Valley Water Agency Board of Directors approved the construction funding for The Newhall Land and Farming Company, LLC (Newhall) and authorized Kennedy/Jenks Consultants (K/J) to provide inspection services for the Magic Mountain Pipeline Phase 4 (Phase 4 Pipeline) project. The original construction schedule has been modified to increase the weekly construction work hours. As a result, K/J's inspection efforts have increased accordingly. Staff is recommending approval of a work authorization amendment to K/J for inspection services for the Phase 4 Pipeline.

DISCUSSION

The Agency's Capital Improvement Program includes construction of new pipelines to extend its existing Magic Mountain Pipeline to the future Magic Mountain Reservoir, located in the Mission Village development. The pipeline extension will be constructed in three phases (Phases 4, 5, and 6) based on the Mission Village development road construction schedule. On September 4, 2018, the Santa Clarita Valley Water Agency Board of Directors approved construction funding and authorized K/J to provide inspection services for the Phase 4 Pipeline.

The Phase 4 Pipeline is approximately 2,400 feet long and 42 inches in diameter. The pipeline is being installed within Magic Mountain Parkway beginning near the intersection of Magic Mountain Parkway and The Old Road and ending near the intersection of Magic Mountain Parkway and the Magic Mountain Amusement Park entrance. Construction has started and is anticipated to be complete by mid-July 2019. An extended construction schedule and increased construction work hours requires additional inspection services to be performed by K/J.

CEQA Determination

The proposed action was previously evaluated by CLWA's Board of Directors. On February 11, 2015, CLWA, as a Responsible Agency under CEQA, certified the Mission Village Final Environmental Impact Report (Final EIR) and adopted the Lead Agency's (the County of Los Angeles) findings, the Statement of Overriding Considerations and the Mitigation Monitoring and Reporting Programs with the adoption of Resolution No. 3023. CLWA filed the Notice of Determination with the Los Angeles County Clerk's Office and the State Clearinghouse on February 24, 2015. There are no substantial changes to the project and no further CEQA documentation is necessary for the Board to act with regards to the proposed actions.

FINANCIAL CONSIDERATIONS

K/J's budget for inspection services is proposed to increase by \$105,000 to a total amount not to exceed \$390,000. K/J's services will be performed on a time and materials basis. This project is funded in the Agency's FY 2018/19 Budget for the Magic Mountain Pipeline No. 4 Project. The project's total estimated cost is \$4,765,000. The FY 2018/19 project budget is \$4,596,000. As of March 28, 2019, project expenditures are \$288,135.

RECOMMENDATION

That the Engineering and Operations Committee recommends that the Board of Directors authorize the General Manager to execute a work authorization amendment with Kennedy/Jenks Consultants for a new total amount not to exceed \$390,000 for inspection services of the Magic Mountain Pipeline Phase 4 Project.



COMMITTEE MEMORANDUM

DATE: April 22, 2019
TO: Engineering and Operations Committee
FROM: Brian J. Folsom, P.E. *BJF*
Chief Engineer
SUBJECT: Review of Proposed FY 2019/20 and FY 2020/21 Capital Improvement Projects

SUMMARY

Attached are the proposed capital improvement projects for FY2019/20 and FY 2020/21 for review and consideration.

DISCUSSION

The Engineering and Operations Committee initially reviewed the proposed capital improvement projects at its April 4, 2019, regular meeting. Subsequent to that meeting, minor adjustments have been made to several projects.

FINANCIAL CONSIDERATIONS

Revenue sources to fund these projects will be considered separately by the Finance and Administration Committee. Sources may include SCV Water's share of the 1% property taxes, facility capacity fees, wholesale water rates and settlement payments from litigation.

RECOMMENDATION

The capital improvement project budgets are presented for review and comment only.

BJF

Attachments

[This page intentionally left blank.]

D - R - A - F - T 22Apr19

Proposed FY 2019/20 and FY 2020/21 Capital Improvement Projects

Regional Projects		Total Estimated Project Cost	FY 2019/20 Budget	FY 2020/21 Budget	
Castaic Conduit		\$ 15,116,000	\$ 400,000	\$ 205,000	
ESFP Clearwell/CT Improvements		\$ 8,606,000	\$ -	\$ -	
ESFP Sludge Collection System		\$ 14,726,000	\$ 6,235,000	\$ 7,405,000	
ESIPS Pipeline Improvements		\$ 4,107,000	\$ -	\$ -	
Foothill Feeder Connection		\$ 4,950,000	\$ -	\$ -	
Groundwater Treatment Improvements		\$ 3,216,000	\$ 340,000	\$ 2,585,000	
Honby Parallel		\$ 25,489,000	\$ 140,000	\$ 150,000	
Magic Mountain Pipeline No. 4		\$ 5,095,000	\$ 1,486,000	\$ -	
Magic Mountain Pipeline No. 5		\$ 5,496,000	\$ 5,331,000	\$ -	
Magic Mountain Pipeline No. 6		\$ 13,260,000	\$ 6,095,000	\$ 6,925,000	
Magic Mountain Reservoir		\$ 29,927,000	\$ 170,000	\$ 315,000	
Recycled Water Program Phase II, 2A - Central Park		\$ 15,394,000	\$ 5,000	\$ 5,000	
Recycled Water Program Phase II, 2B - Vista Canyon		\$ 6,912,000	\$ 3,135,000	\$ 3,627,000	
Recycled Water Program Phase II, 2C - South End		\$ 12,702,000	\$ 150,000	\$ 150,000	
Recycled Water Program Phase II, 2D - West Ranch		\$ 2,077,000	\$ 985,000	\$ 578,000	
Replacement Wells		\$ 11,161,000	\$ 1,070,000	\$ 4,030,000	
Rosedale Rio Bravo Extraction		\$ 9,869,000	\$ 127,000	\$ 79,000	
RV-2 Modifications		\$ 3,419,000	\$ -	\$ -	
Saugus Formation Dry Year Reliability Wells		\$ 11,380,000	\$ -	\$ 380,000	
Update Water Conservation and Education Garden		\$ 1,450,000	\$ 1,100,000	\$ 150,000	
		\$ 204,352,000	\$ 26,769,000	\$ 26,584,000	
Retail Systems	Division				
Pipelines & Pipeline Replacements					
LARC Pipeline	SCWD	\$ 775,000	\$ 715,000	\$ -	
Large Diameter PVC Pipe Replacement	SCWD	\$ 500,000	\$ -	\$ 500,000	
Rainbow Glen Pipeline Improvements	SCWD	\$ 265,000	\$ -	\$ 265,000	
Ridge Route Pipeline Relocation	NWD	\$ 358,000	\$ 358,000	\$ -	
SC-2 Conversion to Gravity Feed	SCWD	\$ 305,000	\$ 305,000	\$ -	
SC-12 Warmuth Pipeline	SCWD	\$ 575,000	\$ 50,000	\$ 525,000	
SC-12 Service Connection	SCWD	\$ 340,000	\$ 340,000	\$ -	
Sewer Pipeline Replacement (Sand Canyon)	NWD	\$ 400,000	\$ -	\$ 400,000	
The Old Road Pipeline Replacement	NWD	\$ 510,000	\$ -	\$ 510,000	
Valencia Marketplace Pipeline Replacement	VWD	\$ 450,000	\$ 450,000	\$ -	
Vista Canyon Recycled Water Pipeline	SCWD	\$ 1,760,000	\$ 1,565,000	\$ 25,000	
Pump Stations					
Deane Pump Station	SCWD	\$ 1,000,000	\$ 820,000	\$ 180,000	
Friendly Valley Booster Station	SCWD	\$ 1,175,000	\$ 25,000	\$ 400,000	
Tanks					
Deane Tanks (Two 2.5 MG Tanks)	SCWD	\$ 5,000,000	\$ 2,550,000	\$ 2,375,000	
Friendly Valley (3.25 MG)	SCWD	\$ 5,425,000	\$ 25,000	\$ 150,000	
Golden Valley (1.6 MG)	SCWD	\$ 1,275,000	\$ 25,000	\$ 150,000	
Newhall Tank 2 Internal/External Recoat	NWD	\$ 500,000	\$ 500,000	\$ -	
Placerita (Two 1.6 MG Tanks)	SCWD	\$ 4,266,000	\$ -	\$ 100,000	
Wells					
V-160 Well Rehabilitation	VWD	\$ 460,000	\$ 230,000	\$ 230,000	
		Distribution Sub-Total	\$ 25,339,000	\$ 7,958,000	\$ 5,810,000
		Total =	\$ 229,691,000	\$ 34,727,000	\$ 32,394,000

[This page intentionally left blank.]

Santa Clarita Valley Water Agency
Capital Improvement Budget - Regional Division
FY 2019/20 and FY 2020/21 Budget



DRAFT

CIP No.	Project Title	Project Category (A, B, C, D, E)	Current Estimated Total Project Cost	Cumulative Estimated Expenditures through June 30, 2019	FY 2019/20 Budget	FY 2020/21 Budget
1	200903 Castaic Conduit	C	\$ 15,116,000	\$ 927,000	\$ 400,000	\$ 205,000
2	200010 Distribution System - RV-2 Modifications	A, B, C, E	\$ 3,419,000	\$ 3,419,000	\$ -	\$ -
3	200105 ESFP Clearwell/CT Improvements	C, E	\$ 8,606,000	\$ 8,606,000	\$ -	\$ -
4	200103 ESFP Sludge Collection System	C, E	\$ 14,726,000	\$ 1,086,000	\$ 6,235,000	\$ 7,405,000
5	200151 ESIPS Pipeline Improvements	C, E	\$ 4,107,000	\$ 4,107,000	\$ -	\$ -
6	200905 Foothill Feeder Connection**	C	\$ 4,950,000	\$ 4,950,000	\$ -	\$ -
7	200013 Groundwater Treatment Improvements	C	\$ 3,216,000	\$ 221,000	\$ 340,000	\$ 2,585,000
8	200510 Honby Parallel	C	\$ 25,489,000	\$ 2,536,000	\$ 140,000	\$ 150,000
9	200525 Magic Mountain Pipeline No. 4	C	\$ 5,095,000	\$ 3,609,000	\$ 1,486,000	\$ -
10	200526 Magic Mountain Pipeline No. 5	C	\$ 5,496,000	\$ 165,000	\$ 5,331,000	\$ -
11	200527 Magic Mountain Pipeline No. 6	C	\$ 13,260,000	\$ 240,000	\$ 6,095,000	\$ 6,925,000
12	200528 Magic Mountain Reservoir	C	\$ 29,927,000	\$ 137,000	\$ 170,000	\$ 315,000
13	200453 Recycled Water Program Phase II, 2A - Central Park	C	\$ 15,394,000	\$ 277,000	\$ 5,000	\$ 5,000
14	200454 Recycled Water Program Phase II, 2B - Vista Canyon	C	\$ 6,912,000	\$ 150,000	\$ 3,135,000	\$ 3,627,000
15	200455 Recycled Water Program Phase II, 2C - South End	C	\$ 12,702,000	\$ 833,000	\$ 150,000	\$ 150,000
16	200456 Recycled Water Program Phase II, 2D - West Ranch	C	\$ 2,077,000	\$ 514,000	\$ 985,000	\$ 578,000
17	200962 Replacement Wells*	A	\$ 11,161,000	\$ 375,000	\$ 1,070,000	\$ 4,030,000
18	200963 Saugus Formation Dry Year Reliability Wells**	C	\$ 11,380,000	\$ 221,000	\$ -	\$ 380,000
19	200906 Rosedale Rio Bravo Extraction**	C	\$ 9,869,000	\$ 9,736,000	\$ 127,000	\$ 79,000
20	200013 Update Water Conservation and Education Garden	A, B, C, E	\$ 1,450,000	\$ 200,000	\$ 1,100,000	\$ 150,000
TOTAL			\$ 204,352,000	\$ 42,309,000	\$ 26,769,000	\$ 26,584,000

* The Budget for Replacement Wells is subject to reimbursement under the perchlorate settlement agreement. Reimbursement takes place in subsequent fiscal year.

** Project has been awarded Federal EPA or State Proposition 84 grant funding.

CATEGORY A: Asset Replacement
 CATEGORY B: Rehabilitation
 CATEGORY C: New Capital
 CATEGORY D: Technology Investments
 CATEGORY E: Upgrades

[This page intentionally left blank.]

SCV WATER
CAPITAL IMPROVEMENT BUDGET - MAJOR CAPITAL PROJECTS
FY 2019/20 and FY 2020/21 - REGIONAL DIVISION



DRAFT

Project Title: Castaic Conduit Bypass Pipeline

CIP No. 200903

Description: Construction of a 54-inch diameter pipeline to replace the existing 36-inch diameter sections of the Castaic Conduit.

Category: C - New Capital

Purpose/Justification: Convey treated water from the treatment plants to various turnouts. Improve transmission system hydraulics, remove existing bottleneck.

Project Priority: Mid

Site Requirements: Public rights-of-way and pipeline easements will be obtained during design phase.

CEQA: A Mitigated Negative Declaration was adopted by the Board of Directors on March 9, 2011.

Project Schedule: FY 2019/20: Complete land acquisition.
 FY 2020/21: Complete final design.
 FY 2021/22: Initiate construction.

Projected Impact on Operating Costs: Less than \$5,000 per year.

Category	Current Estimated Total Project Cost	Cumulative Estimated Expenditures through June 30, 2019	FY 2019/20 Budget	FY 2020/21 Budget
Planning and Conceptual Design	\$ 102,000	\$ 102,000	\$ -	\$ -
Design (Including Bid Services)	1,430,000	825,000	400,000	205,000
Construction				
Construction Management and Engineering	1,369,000	-	-	-
Capital Construction Costs	12,185,000	-	-	-
<i>Unforeseen / Changed Conditions</i>	-	-	-	-
<i>Design Changes (Resulting from RFI)</i>	-	-	-	-
<i>Owner-Initiated Changes</i>	-	-	-	-
Additional Project Delivery Costs (Post-Construction Activities, Monitoring and Mitigation, etc)	30,000	-	-	-
TOTAL	\$ 15,116,000	\$ 927,000	\$ 400,000	\$ 205,000

Notes:

SCV WATER
CAPITAL IMPROVEMENT BUDGET - MAJOR CAPITAL PROJECTS
FY 2019/20 and FY 2020/21 - REGIONAL DIVISION



DRAFT

Project Title: Distribution System – RV-2 Modifications

CIP No. 200010

Description: Replacement of existing 72 inch valve and construction of modifications to the existing Rio Vista Valve #2 facility.

Category: A - Asset Replacement
 B - Rehabilitation
 C - New Capital
 E - Upgrades

Purpose/Justification: Control treated water system hydraulics. Improves operational flexibility and system reliability.

Project Priority: High

Site Requirements: Easements for the modified facility will be obtained during the design phase.

CEQA: Categorical Exemption (Class 2, Section 15302 of the California Environmental Quality Act Guidelines).

Project Schedule: FY 2018/19: Completed construction.

Projected Impact on Operating Costs: Less than \$5,000 per year.

Category	Current Estimated Total Project Cost	Cumulative Estimated Expenditures through June 30, 2019	FY 2019/20 Budget	FY 2020/21 Budget
Planning and Conceptual Design	\$ 142,000	\$ 142,000	\$ -	\$ -
Design (Including Bid Services)	610,000	610,000	-	-
Construction				
Construction Management and Engineering	415,000	415,000	-	-
Capital Construction Costs	2,221,000	2,221,000	-	-
<i>Unforeseen / Changed Conditions</i>	-	-	-	-
<i>Design Changes (Resulting from RFI)</i>	-	-	-	-
<i>Owner-Initiated Changes</i>	-	-	-	-
Additional Project Delivery Costs (Post-Construction Activities, Monitoring and Mitigation, etc)	31,000	31,000	-	-
TOTAL	\$ 3,419,000	\$ 3,419,000	\$ -	\$ -

Notes:



DRAFT

**SCV WATER
CAPITAL IMPROVEMENT BUDGET - MAJOR CAPITAL PROJECTS
FY 2019/20 and FY 2020/21 - REGIONAL DIVISION**

Project Title: Earl Schmidt Filtration Plant (ESFP) Clearwell/CT Improvements

CIP No. 200105

Description: Construction of a new disinfection contactor to improve disinfection contact time (CT) at the ESFP.

Category: C - New Capital
E - Upgrades

Purpose/Justification: Improves disinfection contact time at ESFP and provides increased assurance of operating permit compliance.

Project Priority: High

Site Requirements: ESFP property is held in fee by SCVWA.

CEQA: Categorical Exemption (Class 1, Section 15301 of the California Environmental Quality Act Guidelines).

Project Schedule: FY 2018/19: Completed construction and tracer study.

Projected Impact on Operating Costs: Less than \$5,000 per year.

Category	Current Estimated Total Project Cost	Cumulative Estimated Expenditures through June 30, 2019	FY 2019/20 Budget	FY 2020/21 Budget
Planning and Conceptual Design	\$ 52,000	\$ 52,000	\$ -	\$ -
Design (Including Bid Services)	673,000	673,000	-	-
Construction				
Construction Management and Engineering	1,150,000	1,150,000	-	-
Capital Construction Costs	6,471,000	6,471,000	-	-
<i>Unforeseen / Changed Conditions</i>	-	-	-	-
<i>Design Changes (Resulting from RFI)</i>	-	-	-	-
<i>Owner-Initiated Changes</i>	-	-	-	-
Additional Project Delivery Costs (Post-Construction Activities, Monitoring and Mitigation, etc)	260,000	260,000	-	-
TOTAL	\$ 8,606,000	\$ 8,606,000	\$ -	\$ -

Notes:

SCV WATER
CAPITAL IMPROVEMENT BUDGET - MAJOR CAPITAL PROJECTS
FY 2019/20 and FY 2020/21 - REGIONAL DIVISION



DRAFT

Project Title: Earl Schmidt Filtration Plant (ESFP) Sludge Collection System

CIP No. 200103

Description: Construction of new facilities and modifications to existing facilities to upgrade the ESFP wash water return and sludge collection system.

Category: C - New Capital
E - Upgrades

Purpose/Justification: Improves the operational reliability of the wash water return system and the maintenance of the sludge collection system.

Project Priority: High

Site Requirements: ESFP property is held in fee by SCVWA.

CEQA: Categorical Exemption (Class 1, Section 15301 of the California Environmental Quality Act Guidelines).

Project Schedule: FY 2019/20: Initiate construction.
FY 2020/21: Complete construction.

Projected Impact on Operating Costs: Less than \$8,000 per year.

Category	Current Estimated Total Project Cost	Cumulative Estimated Expenditures through June 30, 2019	FY 2019/20 Budget	FY 2020/21 Budget
Planning and Conceptual Design	\$ 191,000	\$ 191,000	\$ -	\$ -
Design (Including Bid Services)	900,000	865,000	35,000	-
Construction				
Construction Management and Engineering	1,495,000	30,000	700,000	765,000
Capital Construction Costs	12,120,000	-	5,500,000	6,620,000
<i>Unforeseen / Changed Conditions</i>	-	-	-	-
<i>Design Changes (Resulting from RFI)</i>	-	-	-	-
<i>Owner-Initiated Changes</i>	-	-	-	-
Additional Project Delivery Costs (Post-Construction Activities, Monitoring and Mitigation, etc)	20,000	-	-	20,000
TOTAL	\$ 14,726,000	\$ 1,086,000	\$ 6,235,000	\$ 7,405,000

Notes:

SCV WATER
CAPITAL IMPROVEMENT BUDGET - MAJOR CAPITAL PROJECTS
FY 2019/20 and FY 2020/21 - REGIONAL DIVISION



DRAFT

Project Title: Earl Schmidt Intake Pump Station (ESIPS) Pipeline Improvements

CIP No. 200151

Description: Construction of pipeline improvements to the ESIPS suction and discharge pipelines.

Category: C - New Capital
E - Upgrades

Purpose/Justification: Improve the reliability of the pipelines at the ESIPS.

Project Priority: High

Site Requirements: ESIPS property is held in fee by SCVWA.

CEQA: Categorical Exemption (Class 1, Section 15301 of the California Environmental Quality Act Guidelines).

Project Schedule: FY 2018/19: Completed construction.

Projected Impact on Operating Costs: No impact on operating costs is anticipated.

Category	Current Estimated Total Project Cost	Cumulative Estimated Expenditures through June 30, 2019	FY 2019/20 Budget	FY 2020/21 Budget
Planning and Conceptual Design	\$ 150,000	\$ 150,000	\$ -	\$ -
Design (Including Bid Services)	281,000	281,000	-	-
Construction				
Construction Management and Engineering	593,000	593,000	-	-
Capital Construction Costs	3,083,000	3,083,000	-	-
Unforeseen / Changed Conditions	-	-	-	-
Design Changes (Resulting from RFI)	-	-	-	-
Owner-Initiated Changes	-	-	-	-
Additional Project Delivery Costs (Post-Construction Activities, Monitoring and Mitigation, etc)	-	-	-	-
TOTAL	\$ 4,107,000	\$ 4,107,000	\$ -	\$ -

Notes:



DRAFT

**SCV WATER
CAPITAL IMPROVEMENT BUDGET - MAJOR CAPITAL PROJECTS
FY 2019/20 and FY 2020/21 - REGIONAL DIVISION**

Project Title: Foothill Feeder Connection

CIP No.: 200905

Description: Construction of a permanent turnout structure known as CLWA-01. Will replace the current temporary connection, which will be left in place as a back-up.

Category: C - New Capital

Purpose/Justification: Increases capacity of RVWTP deliveries from 93.4 cfs (60 MGD), to 140 cfs (90 MGD). Allows RVWTP to receive deliveries at its current permitted operating capacity.

Project Priority: High

Site Requirements: Public rights-of-way and pipeline easements have been obtained.

CEQA: RVWTP Expansion Project Environmental Impact Report certified by Board of Directors on June 28, 2006. Addendum approved on March 11, 2009.

Project Schedule: FY 2018/19: Completed construction.

Projected Impact on Operating Costs: No impact on operating costs is anticipated.

Category	Current Estimated Total Project Cost	Cumulative Estimated Expenditures through June 30, 2019	FY 2019/20 Budget	FY 2020/21 Budget
Planning and Conceptual Design	\$ 10,000	\$ 10,000	\$ -	\$ -
Design (Including Bid Services)	184,000	184,000	-	-
Construction				
Construction Management and Engineering	1,046,000	1,046,000	-	-
Capital Construction Costs	3,128,000	3,128,000	-	-
<i>Unforeseen / Changed Conditions</i>	-	-	-	-
<i>Design Changes (Resulting from RFI)</i>	-	-	-	-
<i>Owner-Initiated Changes</i>	-	-	-	-
Additional Project Delivery Costs (Post-Construction Activities, Monitoring and Mitigation, etc)	582,000	582,000	-	-
TOTAL	\$ 4,950,000	\$ 4,950,000	\$ -	\$ -

Notes:
Project will receive grant funds in the amount of \$1,500,000.

SCV WATER
CAPITAL IMPROVEMENT BUDGET - MAJOR CAPITAL PROJECTS
FY 2019/20 and FY 2020/21 - REGIONAL DIVISION



DRAFT

Project Title: Groundwater Treatment Plant Improvements

CIP No. 200964

Description: Design and construction of facilities at SPTF to remove VOCs from groundwater pumped from the Saugus Wells 1 and 2.

Category: C - New Capital

Purpose/Justification: VOCs would be removed to non-detect levels consistent with the perchlorate plant's operational goal.

Project Priority: High

Site Requirements: Adjacent to the SPTF at RVIPS.

CEQA: Environmental documentation will be completed prior to the award of a final design contract.

Project Schedule: FY 2018/19: CERCLA investigatory and public participation process.
 FY 2019/20: Perform final design.
 FY 2020/21: Initiate and complete construction.

Projected Impact on Operating Costs: About \$50,000/year for GAC replacement. Additional electrical costs TBD.

Category	Current Estimated Total Project Cost	Cumulative Estimated Expenditures through June 30, 2019	FY 2019/20 Budget	FY 2020/21 Budget
Planning and Conceptual Design	\$ 339,000	\$ 139,000	\$ 200,000	\$ -
Design (Including Bid Services)	307,000	82,000	140,000	85,000
Construction				
Construction Management and Engineering	400,000	-	-	400,000
Capital Construction Costs	2,000,000	-	-	2,000,000
<i>Unforeseen / Changed Conditions</i>	-	-	-	-
<i>Design Changes (Resulting from RFI)</i>	-	-	-	-
<i>Owner-Initiated Changes</i>	-	-	-	-
Additional Project Delivery Costs (Post-Construction Activities, Monitoring and Mitigation, etc)	170,000	-	-	100,000
TOTAL	\$ 3,216,000	\$ 221,000	\$ 340,000	\$ 2,585,000

Notes:

SCV WATER
CAPITAL IMPROVEMENT BUDGET - MAJOR CAPITAL PROJECTS
FY 2019/20 and FY 2020/21 - REGIONAL DIVISION



DRAFT

Project Title: Honby Parallel – Phase 2

CIP No. 200510

Description: Construction of a 60-inch diameter pipeline to replace the existing 33-inch and 36-inch diameter pipelines from the end of the Honby Parallel Phase 1 pipeline to the Sand Canyon Pump Station.

Category: C - New Capital

Purpose/Justification: Convey treated water to the eastern portion of the service area. Improve transmission system hydraulics and remove existing bottleneck.

Project Priority: Mid

Site Requirements: Public rights-of-way and pipeline easements will be obtained during design phase.

CEQA: An Environmental Impact Report (EIR) was certified by the Board of Directors on July 13, 2005.

Project Schedule: FY 2019/20: Complete land acquisition and continue design.
FY 2020/21: Continue design.
FY 2021/22: Complete design.

Projected Impact on Operating Costs: Less than \$5,000 per year.

Category	Current Estimated Total Project Cost	Cumulative Estimated Expenditures through June 30, 2019	FY 2019/20 Budget	FY 2020/21 Budget
Planning and Conceptual Design	\$ 459,000	\$ 459,000	\$ -	\$ -
Design (Including Bid Services)	1,455,000	920,000	140,000	150,000
Construction				
Construction Management and Engineering	3,131,000	194,000	-	-
Capital Construction Costs	19,200,000	53,000	-	-
<i>Unforeseen / Changed Conditions</i>	-	-	-	-
<i>Design Changes (Resulting from RFI)</i>	-	-	-	-
<i>Owner-Initiated Changes</i>	-	-	-	-
Additional Project Delivery Costs (Post-Construction Activities, Monitoring and Mitigation, etc)	1,244,000	910,000	-	-
TOTAL	\$ 25,489,000	\$ 2,536,000	\$ 140,000	\$ 150,000

Notes:

SCV WATER
CAPITAL IMPROVEMENT BUDGET - MAJOR CAPITAL PROJECTS
FY 2019/20 and FY 2020/21 - REGIONAL DIVISION



DRAFT

Project Title: Magic Mountain Pipeline No. 4

CIP No. 200525

Description: Construction of a pipeline to convey imported water from the end of the existing Magic Mountain Pipeline Phase 3 to the beginning of the proposed Magic Mountain Pipeline Phase 5.

Category: C - New Capital

Purpose/Justification: Provides facilities to convey imported water to the western portion of the service area.

Project Priority: High

Site Requirements: Pipeline will be constructed in public rights-of-way and easements.

CEQA: Notice of Determination filed in FY 2014/15.

Project Schedule: FY 2019/20: Complete construction.

Projected Impact on Operating Costs: Less than \$5,000 per year.

Category	Current Estimated Total Project Cost	Cumulative Estimated Expenditures through June 30, 2019	FY 2019/20 Budget	FY 2020/21 Budget
Planning and Conceptual Design	\$ 5,000	\$ 5,000	\$ -	\$ -
Design (Including Bid Services)	234,000	234,000	-	-
Construction				
Construction Management and Engineering	786,000	568,000	218,000	-
Capital Construction Costs	4,055,000	2,802,000	1,253,000	-
<i>Unforeseen / Changed Conditions</i>	-	-	-	-
<i>Design Changes (Resulting from RFI)</i>	-	-	-	-
<i>Owner-Initiated Changes</i>	-	-	-	-
Additional Project Delivery Costs (Post-Construction Activities, Monitoring and Mitigation, etc.)	15,000	-	15,000	-
TOTAL	\$ 5,095,000	\$ 3,609,000	\$ 1,486,000	\$ -

Notes:

SCV WATER
CAPITAL IMPROVEMENT BUDGET - MAJOR CAPITAL PROJECTS
FY 2019/20 and FY 2020/21 - REGIONAL DIVISION



DRAFT

Project Title: Magic Mountain Pipeline No. 5

CIP No. 200526

Description: Construction of a pipeline to convey imported water from the end of the proposed Magic Mountain Pipeline Phase 4 to the beginning of the proposed Magic Mountain Pipeline Phase 6.

Category: C - New Capital

Purpose/Justification: Provides facilities to convey imported water to the western portion of the service area.

Project Priority: High

Site Requirements: Pipeline will be constructed in public rights-of-way.

CEQA: Notice of Determination filed in FY 2014/15.

Project Schedule: FY 2019/20: Complete construction.

Projected Impact on Operating Costs: Less than \$5,000 per year.

Category	Current Estimated Total Project Cost	Cumulative Estimated Expenditures through June 30, 2019	FY 2019/20 Budget	FY 2020/21 Budget
Planning and Conceptual Design	\$ -	\$ -	\$ -	\$ -
Design (Including Bid Services)	150,000	150,000	-	-
Construction				
Construction Management and Engineering	781,000	15,000	766,000	-
Capital Construction Costs	4,555,000	-	4,555,000	-
<i>Unforeseen / Changed Conditions</i>	-	-	-	-
<i>Design Changes (Resulting from RFI)</i>	-	-	-	-
<i>Owner-Initiated Changes</i>	-	-	-	-
Additional Project Delivery Costs (Post-Construction Activities, Monitoring and Mitigation, etc.)	10,000	-	10,000	-
TOTAL	\$ 5,496,000	\$ 165,000	\$ 5,331,000	\$ -

Notes:



DRAFT

**SCV WATER
CAPITAL IMPROVEMENT BUDGET - MAJOR CAPITAL PROJECTS
FY 2019/20 and FY 2020/21 - REGIONAL DIVISION**

Project Title: Magic Mountain Pipeline No. 6

CIP No. 200527

Description: Construction of a pipeline to convey imported water from the end of the proposed Magic Mountain Pipeline Phase 5 to the proposed Magic Mountain Reservoir site.

Category: C - New Capital

Purpose/Justification: Provides facilities to convey imported water to the western portion of the service area.

Project Priority: High

Site Requirements: Pipeline will be constructed in public rights-of-way and easements.

CEQA: Notice of Determination filed in FY 2014/15.

Project Schedule: FY 2019/20: Phase 6A Pipeline: complete construction. Phase 6B Pipeline: complete design.
FY 2020/21: Phase 6B Pipeline: complete construction.

Projected Impact on Operating Costs: Less than \$5,000 per year.

Category	Current Estimated Total Project Cost	Cumulative Estimated Expenditures through June 30, 2019	FY 2019/20 Budget	FY 2020/21 Budget
Planning and Conceptual Design	\$ 5,000	\$ 5,000	\$ -	\$ -
Design (Including Bid Services)	400,000	235,000	165,000	-
Construction				
Construction Management and Engineering	1,720,000	-	860,000	860,000
Capital Construction Costs	11,105,000	-	5,055,000	6,050,000
Unforeseen / Changed Conditions	-	-	-	-
Design Changes (Resulting from RFI)	-	-	-	-
Owner-Initiated Changes	-	-	-	-
Additional Project Delivery Costs (Post-Construction Activities, Monitoring and Mitigation, etc.)	30,000	-	15,000	15,000
TOTAL	\$ 13,260,000	\$ 240,000	\$ 6,095,000	\$ 6,925,000

Notes:

SCV WATER
CAPITAL IMPROVEMENT BUDGET - MAJOR CAPITAL PROJECTS
FY 2019/20 and FY 2020/21 - REGIONAL DIVISION



DRAFT

Project Title: Magic Mountain Reservoir

CIP No. 200528

Description: Construction of a 5.7 MG reservoir and pump station for the western portion of the service area.

Category: C - New Capital

Purpose/Justification: Provides facilities to store imported water in the western portion of the service area.

Project Priority: Mid

Site Requirements: Reservoir will be constructed on property obtained in fee.

CEQA: Environmental documentation requirements will be addressed during the planning phase.

Project Schedule: FY 2019/20: Perform planning.
FY 2020/21: Complete planning and initiate design.

Projected Impact on Operating Costs: To be determined during the planning phase.

Category	Current Estimated Total Project Cost	Cumulative Estimated Expenditures through June 30, 2019	FY 2019/20 Budget	FY 2020/21 Budget
Planning and Conceptual Design	\$ 507,000	\$ 137,000	\$ 170,000	\$ 200,000
Design (Including Bid Services)	4,600,000	-	-	115,000
Construction				
Construction Management and Engineering	6,350,000	-	-	-
Capital Construction Costs	18,200,000	-	-	-
<i>Unforeseen / Changed Conditions</i>	-	-	-	-
<i>Design Changes (Resulting from RFI)</i>	-	-	-	-
<i>Owner-Initiated Changes</i>	-	-	-	-
Additional Project Delivery Costs (Post-Construction Activities, Monitoring and Mitigation, etc.)	270,000	-	-	-
TOTAL	\$ 29,927,000	\$ 137,000	\$ 170,000	\$ 315,000

Notes:

SCV WATER
CAPITAL IMPROVEMENT BUDGET - MAJOR CAPITAL PROJECTS
FY 2019/20 and FY 2020/21 - REGIONAL DIVISION



DRAFT

Project Title: Recycled Water Program Phase 2A – Central Park

CIP No. 200453

Description: Construction of new facilities to expand recycled water service from the Valencia Water Reclamation Plant to Central Park, and serve users in central Valencia and Saugus portions of the service area.

Category: C - New Capital

Purpose/Justification: Expand recycled water service to additional water customers.

Project Priority: Low

Site Requirements: Rio Vista Water Treatment Plant (RWVTP) site, public rights-of-way encroachments, and easements or land purchases that will be obtained during the design phase.

CEQA: A Mitigated Negative Declaration was adopted by the Board of Directors on December 13, 2017.

Project Schedule: FY 2019/20: Pursue grant funding.

Projected Impact on Operating Costs: Approximately \$75,000 per year.

Category	Current Estimated Total Project Cost	Cumulative Estimated Expenditures through June 30, 2019	FY 2019/20 Budget	FY 2020/21 Budget
Planning and Conceptual Design	\$ 240,000	\$ 240,000	\$ -	\$ -
Design (Including Bid Services)	1,322,000	35,000	5,000	5,000
Construction				
Construction Management and Engineering	1,252,000	-	-	-
Capital Construction Costs	12,520,000	-	-	-
<i>Unforeseen / Changed Conditions</i>	-	-	-	-
<i>Design Changes (Resulting from RFI)</i>	-	-	-	-
<i>Owner-Initiated Changes</i>	-	-	-	-
Additional Project Delivery Costs (Post-Construction Activities, Monitoring and Mitigation, etc)	60,000	2,000		
TOTAL	\$ 15,394,000	\$ 277,000	\$ 5,000	\$ 5,000

Notes:
Current estimated total project cost represents Regional Division's share of estimated project costs (backbone system only). Current total estimated project cost for Phase 2A = \$18,755,000. Regional Division's share of project cost = \$15,394,000.

SCV WATER
CAPITAL IMPROVEMENT BUDGET - MAJOR CAPITAL PROJECTS
FY 2019/20 and FY 2020/21 - REGIONAL DIVISION



DRAFT

Project Title: Recycled Water Program Phase 2B – Vista Canyon

CIP No. 200454

Description: Construction of new facilities to expand recycled water service from proposed Vista Canyon Water Factory to customers in eastern portion of service area.

Category: C - New Capital

Purpose/Justification: Expand recycled water service to additional water customers.

Project Priority: High

Site Requirements: Public rights-of-way encroachments, and easements or land purchases that will be identified during the planning phase.

CEQA: A Mitigated Negative Declaration was adopted by the Board of Directors on November 20, 2017.

Project Schedule: FY 2019/20: Complete design and initiate construction.
FY 2020/21: Complete construction.

Projected Impact on Operating Costs: Approximately \$75,000 per year.

Category	Current Estimated Total Project Cost	Cumulative Estimated Expenditures through June 30, 2019	FY 2019/20 Budget	FY 2020/21 Budget
Planning and Conceptual Design	\$ 100,000	\$ 100,000	\$ -	\$ -
Design (Including Bid Services)	210,000	25,000	185,000	-
Construction				
Construction Management and Engineering	400,000	25,000	200,000	175,000
Capital Construction Costs	6,180,000	-	2,750,000	3,430,000
<i>Unforeseen / Changed Conditions</i>	-	-	-	-
<i>Design Changes (Resulting from RFI)</i>	-	-	-	-
<i>Owner-Initiated Changes</i>	-	-	-	-
Additional Project Delivery Costs (Post-Construction Activities, Monitoring and Mitigation, etc)	22,000	-		22,000
TOTAL	\$ 6,912,000	\$ 150,000	\$ 3,135,000	\$ 3,627,000

Notes:
Current estimated total project cost represents Regional Division's share of estimated project costs (backbone system only).
Current total estimated project cost for Phase 2B = \$8,672,000. Regional Division's share of project cost = \$6,912,000.
Project will receive grant funds in the amount of \$2,710,300.

SCV WATER
CAPITAL IMPROVEMENT BUDGET - MAJOR CAPITAL PROJECTS
FY 2019/20 and FY 2020/21 - REGIONAL DIVISION



DRAFT

Project Title: Recycled Water Program Phase 2C – South End

CIP No. 200455

Description: Construction of new facilities to expand recycled water service from Valencia Water Reclamation Plant toward the south end of the service area.

Category: C - New Capital

Purpose/Justification: Expand recycled water service to additional water customers.

Project Priority: Mid

Site Requirements: Public rights-of-way and pipeline easements will be obtained during design phase.

CEQA: A Mitigated Negative Declaration was adopted by the Board of Directors on August 23, 2017.

Project Schedule: FY 2019/20: Perform design.
FY 2020/21: Perform design.

Projected Impact on Operating Costs: Approximately \$75,000 per year.

Category	Current Estimated Total Project Cost	Cumulative Estimated Expenditures through June 30, 2019	FY 2019/20 Budget	FY 2020/21 Budget
Planning and Conceptual Design	\$ 383,000	\$ 383,000	\$ -	\$ -
Design (Including Bid Services)	770,000	450,000	150,000	150,000
Construction				
Construction Management and Engineering	1,200,000	-	-	-
Capital Construction Costs	10,309,000	-	-	-
<i>Unforeseen / Changed Conditions</i>	-	-	-	-
<i>Design Changes (Resulting from RFI)</i>	-	-	-	-
<i>Owner-Initiated Changes</i>	-	-	-	-
Additional Project Delivery Costs (Post-Construction Activities, Monitoring and Mitigation, etc)	40,000	-	-	-
TOTAL	\$ 12,702,000	\$ 833,000	\$ 150,000	\$ 150,000

Notes:

Current estimated total project cost represents Regional Division's share of estimated project costs (backbone system only). Current total estimated project cost for Phase 2C = \$15,752,000. Regional Division's share of project cost = \$12,702,000.



DRAFT

**SCV WATER
CAPITAL IMPROVEMENT BUDGET - MAJOR CAPITAL PROJECTS
FY 2019/20 and FY 2020/21 - REGIONAL DIVISION**

Project Title: Recycled Water Program Phase 2D – West Ranch

CIP No. 200456

Description: Construction of new facilities to expand recycled water service from the existing Recycled Water Reservoir #1 toward the west end of the service area.

Category: C - New Capital

Purpose/Justification: Expand recycled water service to additional water customers.

Project Priority: Mid

Site Requirements: Public rights-of-way and pipeline easements will be obtained during design phase.

CEQA: A Mitigated Negative Declaration was adopted by the Board of Directors on July 26, 2017.

Project Schedule: FY 2019/20: Complete design and initiate construction.
FY 2020/21: Complete construction.

Projected Impact on Operating Costs: Less than \$75,000 per year.

Category	Current Estimated Total Project Cost	Cumulative Estimated Expenditures through June 30, 2019	FY 2019/20 Budget	FY 2020/21 Budget
Planning and Conceptual Design	\$ 130,000	\$ 130,000	\$ -	\$ -
Design (Including Bid Services)	442,000	382,000	60,000	-
Construction				
Construction Management and Engineering	300,000	2,000	175,000	123,000
Capital Construction Costs	1,200,000		750,000	450,000
Unforeseen / Changed Conditions	-	-	-	-
Design Changes (Resulting from RFI)	-	-	-	-
Owner-Initiated Changes	-	-	-	-
Additional Project Delivery Costs (Post-Construction Activities, Monitoring and Mitigation, etc)	5,000	-	-	5,000
TOTAL	\$ 2,077,000	\$ 514,000	\$ 985,000	\$ 578,000

Notes:
 Current estimated total project cost represents Regional Division's share of estimated project costs (backbone system only).
 Current total estimated project cost for Phase 2D = \$3,625,000. Regional Division's share of Phase 2D project cost = \$2,077,000.
 Project will receive grant funds in the amount of \$1,806,900.

SCV WATER
CAPITAL IMPROVEMENT BUDGET - MAJOR CAPITAL PROJECTS
FY 2019/20 and FY 2020/21 - REGIONAL DIVISION



DRAFT

Project Title: Replacement Wells

CIP No. 200962

Description: Construction of two 2,000 gpm Saugus Formation wells and associated pipelines to convey water to the Agency's distribution system.

Category: A - Asset Replacement

Purpose/Justification: Will replace capacity lost to perchlorate contamination.

Project Priority: High

Site Requirements: Well sites to be provided by Five Point. Easements will be obtained during final design phase.

CEQA: CEQA documents will be prepared and presented prior to the design phase.

Project Schedule: FY 2018/19: Final design and right of way acquisition.
 FY 2019/20: Construction of wells and pipeline.
 FY 2020/21: Construction of wells and pipeline.

Projected Impact on Operating Costs: TBD

Category	Current Estimated Total Project Cost	Cumulative Estimated Expenditures through June 30, 2019	FY 2019/20 Budget	FY 2020/21 Budget
Planning and Conceptual Design	\$ 223,000	\$ 223,000		
Design (Including Bid Services)	747,000	152,000	300,000	295,000
Construction				
Construction Management and Engineering	1,000,000		170,000	585,000
Capital Construction Costs	8,691,000		600,000	3,000,000
<i>Unforeseen / Changed Conditions Design Changes (Resulting from RT-1)</i>				
<i>Owner-Initiated Changes</i>				
Additional Project Delivery Costs (Post-Construction Activities, Monitoring and Mitigation, etc)	500,000			150,000
TOTAL	\$ 11,161,000	\$ 375,000	\$ 1,070,000	\$ 4,030,000

Notes:
 Up to \$8.3 million will be reimburseable from Whittaker-Bermite in accordance with Amendment 5 of the Whittaker-Bermite Settlement Agreement.

SCV WATER
CAPITAL IMPROVEMENT BUDGET - MAJOR CAPITAL PROJECTS
FY 2019/20 and FY 2020/21 - REGIONAL DIVISION



DRAFT

Project Title: Saugus Formation Dry Year Reliability Wells

CIP No. 200963

Description: Two wells capable of producing water at the combined rate of 4,200 gpm and associated pipelines to convey water to the Agency's distribution system.

Category: C - New Capital

Purpose/Justification: Provide water to make up for production lost during dry periods.

Project Priority: Low

Site Requirements: Well sites to be provided by Five Point. Easements will be obtained during final design phase.

CEQA: CEQA documentation will be prepared during planning phase.

Project Schedule: FY 2018/19: Coordinate with Groundwater Sustainability Act (GSA) activities.

Projected Impact on Operating Costs: TBD. Pumping, disinfection and maintenance costs will be incurred but will be offset by reduced costs of importing and treating surface water supplies.

Category	Current Estimated Total Project Cost	Cumulative Estimated Expenditures through June 30, 2019	FY 2019/20 Budget	FY 2020/21 Budget
Planning and Conceptual Design	\$ 389,000	\$ 139,000		\$ 380,000
Design (Including Bid Services)	800,000	82,000	-	
Construction				
Construction Management and Engineering	1,000,000		-	
Capital Construction Costs	8,691,000		-	
<i>Unforeseen / Changed Conditions</i>				
<i>Design Changes (Resulting from RFI)</i>				
<i>Owner-Initiated Changes</i>				
Additional Project Delivery Costs (Post-Construction Activities, Monitoring and Mitigation, etc)	500,000		-	-
TOTAL	\$ 11,380,000	\$ 221,000	\$ -	\$ 380,000

Notes:
Project on hold pending groundwater modeling and outcome from GSA related activities.

SCV WATER
CAPITAL IMPROVEMENT BUDGET - MAJOR CAPITAL PROJECTS
FY 2019/20 and FY 2020/21 - REGIONAL DIVISION



DRAFT

Project Title: Rosedale-Rio Bravo Extraction Project

CIP No. 200906

Description: Construction of groundwater wells and conveyance systems by Rosedale-Rio Bravo Water Storage District to recover Agency water stored in the Rosedale-Rio Bravo Water Banking and Exchange Program.

Category: C - New Capital

Purpose/Justification: Recover Agency stored groundwater for dry-year water delivery to Agency service area (up to 7,500 AFY).

Project Priority: High

Site Requirements: Well site and conveyance facility sites owned or to be acquired by Rosedale-Rio Bravo Water Storage District.

CEQA: Agency environmental compliance covered by existing RRB Banking Program EIR.

Project Schedule: FY 2018/19: Final equipping of six wells anticipated to be completed in February 2019. SCVWA is anticipated to be able to draw water from facility in FY 2018/19 if necessary. Project scheduled to be completed in FY 2018/19. SCV Water funds 1/3 cost of Stockdale East wells and pipeline costs for design, project management, admin, permitting, inspection, easement acquisition per March 2015 cost share agreement.
FY 19/20 and FY 20/21

Projected Impact on Operating Costs: Not applicable.

Category	Current Estimated Total Project Cost	Cumulative Estimated Expenditures through June 30, 2019	FY 2019/20 Budget	FY 2020/21 Budget
Planning and Conceptual Design	\$ 110,000	\$ 110,000	\$ 63,500	\$ 39,500
Design (Including Bid Services)	125,000	125,000	63,500	39,500
Capital Construction Costs	8,656,000	8,656,000	-	-
<i>Unforeseen / Changed Conditions</i>	-	-	-	-
<i>Design Changes (Resulting from RFI)</i>	-	-	-	-
<i>Owner-Initiated Changes</i>	-	-	-	-
Additional Project Delivery Costs (Post-Construction Activities, Monitoring and Mitigation, etc)	460,000	460,000	-	-
TOTAL	\$ 9,869,000	\$ 9,736,000	\$ 127,000	\$ 79,000

Notes: Justification for budget changes.

The March 9, 2015 Drought Relief Project Cost Sharing Agreement between SCV Water, Irvine Ranch Water District, and Rosedale Rio Bravo Water Storage District requires SCV Water share costs associated with design, project management, admin, permitting, inspection and property and easement acquisition for the Stockdale East Wellfield and Pipelines. The

SCV WATER
CAPITAL IMPROVEMENT BUDGET - MAJOR CAPITAL PROJECTS
FY 2019/20 and FY 2020/21 - REGIONAL DIVISION



DRAFT

Project Title: Update Water Conservation and Education Garden

CIP No. 200013

Description: Refurbishment of the existing Conservatory Garden at RVWTP and pocket parks

Category: A - Asset Replacement
 B - Rehabilitation
 C - New Capital
 E - Upgrades

Purpose/Justification: Educating the public on the value of water.

Project Priority: Mid

Site Requirements: Existing RVWTP garden site.

CEQA: Exempt.

Project Schedule: FY 2018/19: Planning
 FY 2019/20: Planning and Conceptual Design, Design, Construction Mgmt., Capital Construction
 FY 2020/21: Additional Project Delivery Costs

Projected Impact on Operating Costs: None

Category	Current Estimated Total Project Cost	Cumulative Estimated Expenditures through June 30, 2019	FY 2019/20 Budget	FY 2020/21 Budget
Planning and Conceptual Design	\$ 75,000	\$ -	\$ 75,000	\$ -
Design (Including Bid Services)	75,000		75,000	
Construction	-			
Construction Management and Engineering	100,000		100,000	
Capital Construction Costs	1,050,000	200,000	850,000	-
<i>Unforeseen / Changed Conditions</i>	-			
<i>Design Changes (Resulting from RFI)</i>	-			
<i>Owner-Initiated Changes</i>	-			
Additional Project Delivery Costs (Post-Construction Activities, Monitoring and Mitigation, etc)	150,000			150,000
TOTAL	\$ 1,450,000	\$ 200,000	\$ 1,100,000	\$ 150,000

Notes:
 Current estimated project cost is \$1.45 million to include demolition, design, construction, and post-construction education support. Conservation updated Water Resources Committee at Feb. 13, 2019 meeting.
 Includes two pocket parks in partnership with the City of Santa Clarita.

Santa Clarita Valley Water Agency
 Capital Improvement Budget - Retail Division
 FY 2019/20 and FY 2020/21 Budget



DRAFT

CIP No.	Project Title	Project Category (A, B, C, D, E)	Current Estimated Total Project Cost	Cumulative Estimated Expenditures through June 30, 2019	FY 2019/20 Budget	FY 2020/21 Budget
1	Deane Pump Station	C	\$ 1,000,000	\$ -	\$ 820,000	\$ 180,000
2	Los Angeles Residential Community (LARC) Pipeline	C	\$ 775,000	\$ 60,000	\$ 715,000	\$ -
3	3.25 MG Friendly Valley Tank	C	\$ 5,425,000	\$ -	\$ 25,000	\$ 150,000
4	Two 2.5 MG Deane Tanks	C	\$ 5,000,000	\$ 75,000	\$ 2,550,000	\$ 2,375,000
5	1.6 MG Golden Valley Tank	C	\$ 1,275,000	\$ -	\$ 25,000	\$ 150,000
6	Two 1.6 MG Placerita Tanks	C	\$ 4,266,000	\$ 116,000	\$ -	\$ 100,000
7	Recycled Water Program Phase 2B - Vista Canyon Extension - Distribution	C	\$ 1,760,000	\$ 170,000	\$ 1,565,000	\$ 25,000
8	Friendly Valley Booster Station	C	\$ 1,175,000	\$ -	\$ 25,000	\$ 400,000
9	SC-12 Warmuth Pipeline to Canyon	C	\$ 575,000	\$ -	\$ 50,000	\$ 525,000
TOTAL			\$ 21,251,000	\$ 421,000	\$ 5,775,000	\$ 3,905,000

CATEGORY A: Asset Replacement
 CATEGORY B: Rehabilitation
 CATEGORY C: New Capital
 CATEGORY D: Technology Investments
 CATEGORY E: Upgrades

[This page intentionally left blank.]

SCV WATER
CAPITAL IMPROVEMENT BUDGET - MAJOR CAPITAL PROJECTS
FY 2019/20 and FY 2020/21 - RETAIL DIVISIONS



DRAFT

Project Title: Deane Pump Station (SCWD)

CIP No. S17701

Description: Construct new booster pump station from North Oaks Zone to Deane Zone.

Category: C - New Capital

Purpose/Justification: To improve emergency refill pumping rates per SCWD 2013 Water Master Plan.

Project Priority: High

Site Requirements: Developer will provide land and graded pad as part of Tract 60922.

CEQA: Prepared by Developer for Tract 60922.

Project Schedule: FY 2019/20: Perform design and initiate construction.
 FY 2020/21 Complete construction.

Projected Impact on Operating Costs: Estimated annual Operating Costs are \$75,000.

Category	Current Estimated Total Project Cost	Cumulative Estimated Expenditures through June 30, 2019	FY 2019/20 Budget	FY 2020/21 Budget
Planning and Conceptual Design	\$ -	\$ -	\$ -	\$ -
Design (Including Bid Services)	\$ 150,000		\$ 150,000	
Construction	-		-	-
Construction Management and Engineering	\$ 85,000		\$ 70,000	\$ 15,000
Capital Construction Costs	\$ 765,000		\$ 600,000	\$ 165,000
<i>Unforeseen / Changed Conditions Design Changes (Resulting from RFI) Owner-Initiated Changes</i>				
Additional Project Delivery Costs (Post-Construction Activities, Monitoring and Mitigation, etc)				
TOTAL	\$ 1,000,000	\$ -	\$ 820,000	\$ 180,000

Notes:
 CIP Budget reflects SCV Water portion of pump station capacity for emergency refill improvements identified in SCWD 2013 Water Master Plan and September 5, 2017 Planning Phase Technical Memo for Tract 60922.

SCV WATER
CAPITAL IMPROVEMENT BUDGET - MAJOR CAPITAL PROJECTS
FY 2019/20 and FY 2020/21 - RETAIL DIVISIONS



Project Title: Los Angeles Residential Community (LARC) Pipeline (SCWD)

CIP No. S16701

Description: Construct 9,500 linear feet of 12-inch diameter pipeline in Bouquet Canyon Road from Shadow Valley Lane to LARC.

Category: C - New Capital

Purpose/Justification: Provide potable water service to LARC with extra pipeline capacity to allow for service to other existing developments along the pipeline route.

Project Priority: High

Site Requirements: Pipeline will be installed in public right-of-way.

CEQA: Mitigated Negative Declaration was adopted by CLWA's Board of Directors on March 8, 2017.

Project Schedule: FY 2019/20: Complete final design and perform construction.
 FY 2020/21: No project activity.

Projected Impact on Operating Costs: Less than \$5,000 per year.

Category	Current Estimated Total Project Cost	Cumulative Estimated Expenditures through June 30, 2019	FY 2019/20 Budget	FY 2020/21 Budget
Planning and Conceptual Design	\$ 25,000	\$ 10,000	\$ 15,000	\$ -
Design (Including Bid Services)	75,000	50,000	25,000	-
Construction				
Construction Management and Engineering	25,000		25,000	
Capital Construction Costs	\$ 625,000	-	\$ 625,000	\$ -
<i>Unforeseen / Changed Conditions Design Changes (Resulting from RFI)</i>	-			
<i>Owner-Initiated Changes</i>	\$ -		\$ -	
Additional Project Delivery Costs (Post-Construction Activities, Monitoring and Mitigation, etc)	25,000		25,000	
TOTAL	\$ 775,000	\$ 60,000	\$ 715,000	\$ -

Notes:
 Budget assumes LARC portion is funded by SWRCB Grant. Budget represents SCV Water's portion of project costs to upsize from 8-inch to 12-inch pipeline to provide water service to other existing developments along pipeline route.

SCV WATER
CAPITAL IMPROVEMENT BUDGET - MAJOR CAPITAL PROJECTS
FY 2019/20 and FY 2020/21 - RETAIL DIVISIONS



DRAFT

Project Title: 3.25 MG Friendly Valley Tank (SCWD)

CIP No. S17607

Description: Construct 3.25 MG Storage Tank in Friendly Valley Zone.

Category: C - New Capital

Purpose/Justification: Improve emergency storage in Friendly Valley Zone per SCWD 2013 Water Master Plan.

Project Priority: Mid

Site Requirements: Developer will provide land and graded pad as part of Tract development.

CEQA: CEQA EIR will be prepared by City for the Princessa Crossroads Development.

Project Schedule: FY 2019/20: Prepare planning analysis.
 FY 2020/21: Perform design.
 FY 2021/22: Initiate construction.

Projected Impact on Operating Costs: Less than \$5,000 per year.

Category	Current Estimated Total Project Cost	Cumulative Estimated Expenditures through June 30, 2019	FY 2019/20 Budget	FY 2020/21 Budget
Planning and Conceptual Design	\$ 25,000		\$ 25,000	
Design (Including Bid Services)	150,000		-	150,000
Construction				
Construction Management and Engineering	250,000	-	-	-
Capital Construction Costs	5,000,000	-	-	-
<i>Unforeseen / Changed Conditions</i>	-	-	-	-
<i>Design Changes (Resulting from RFI)</i>	-	-	-	-
<i>Owner-Initiated Changes</i>	-	-	-	-
Additional Project Delivery Costs (Post-Construction Activities, Monitoring and Mitigation, etc)			-	-
TOTAL	\$ 5,425,000	\$ -	\$ 25,000	\$ 150,000

Notes:
 CIP budget is SCV Water's estimated portion of the storage to meet design criteria in the Friendly Valley Zone as identified in the 2013 SCWD Water Master Plan. The developer will fund their portion of the storage needed for new demands from the Princessa Crossroads Development.



DRAFT

**SCV WATER
CAPITAL IMPROVEMENT BUDGET - MAJOR CAPITAL PROJECTS
FY 2019/20 and FY 2020/21 - RETAIL DIVISIONS**

Project Title: Two 2.5 MG Deane Tanks

CIP No. S17702

Description: Construct two 2.5 MG tanks in Deane Zone.

Category: C - New Capital

Purpose/Justification: Improve emergency storage capacity in Deane Zone per SCWD 2013 Water Master Plan.

Project Priority: High

Site Requirements: Developer will provide land and graded pad as part of Tract 60922.

CEQA: Developer included in approved CEQA documentation for Tract 60922.

Project Schedule: FY 2019/20: Complete design, construct first tank.
FY 2020/21: Construct second tank.

Projected Impact on Operating Costs: Less than \$5,000 per year.

Category	Current Estimated Total Project Cost	Cumulative Estimated Expenditures through June 30, 2019	FY 2019/20 Budget	FY 2020/21 Budget
Planning and Conceptual Design			\$ -	\$ -
Design (Including Bid Services)	250,000	75,000	175,000	-
Construction				
Construction Management and Engineering	250,000		125,000	125,000
Capital Construction Costs	4,500,000		2,250,000	2,250,000
<i>Unforeseen / Changed Conditions Design Changes (Resulting from RFI) Owner-Initiated Changes</i>				
Additional Project Delivery Costs (Post-Construction Activities, Monitoring and Mitigation, etc)			-	-
TOTAL	\$ 5,000,000	\$ 75,000	\$ 2,550,000	\$ 2,375,000

Notes:
CIP budget is for SCV Water's portion of the storage to meet design criteria in the Deane Zone as identified in the 2013 SCWD Water Master Plan. The developer will fund their portion of the storage needed for new demands from Tract 69022.

SCV WATER
CAPITAL IMPROVEMENT BUDGET - MAJOR CAPITAL PROJECTS
FY 2019/20 and FY 2020/21 - RETAIL DIVISIONS



DRAFT

Project Title: 1.6 MG Golden Valley Tank (SCWD)

CIP No. S17607

Description: Construct 1.6 MG Storage Tank in Golden Valley Zone.

Category: C - New Capital

Purpose/Justification: Improve emergency storage in Golden Valley Zone per SCWD 2013 Water Master Plan.

Project Priority: Mid

Site Requirements: Tank will be located at existing Golden Valley Tank Site.

CEQA: CEQA EIR will be prepared by City for the Princess Crossroads Development.

Project Schedule: FY 2019/20: Prepare planning analysis.
 FY 2020/21: Perform design.
 FY 2021/22: Initiate construction.

Projected Impact on Operating Costs: Less than \$5,000 per year.

Category	Current Estimated Total Project Cost	Cumulative Estimated Expenditures through June 30, 2019	FY 2019/20 Budget	FY 2020/21 Budget
Planning and Conceptual Design	\$ 25,000		\$ 25,000	
Design (Including Bid Services)	150,000		-	150,000
Construction				
Construction Management and Engineering	100,000	-	-	-
Capital Construction Costs	1,000,000	-	-	-
<i>Unforeseen / Changed Conditions</i>	-	-	-	-
<i>Design Changes (Resulting from RFI)</i>	-	-	-	-
<i>Owner-Initiated Changes</i>	-	-	-	-
Additional Project Delivery Costs (Post-Construction Activities, Monitoring and Mitigation, etc)			-	-
TOTAL	\$ 1,275,000	\$ -	\$ 25,000	\$ 150,000

Notes:
 CIP budget is SCV Water's estimated portion of the storage to meet design criteria in the Golden Valley Zone as identified in the 2013 SCWD Water Master Plan. The developer will fund their portion of the storage needed for new demands from the Princessa Crossroads Development.

SCV WATER
CAPITAL IMPROVEMENT BUDGET - MAJOR CAPITAL PROJECTS
FY 2019/20 and FY 2020/21 - RETAIL DIVISIONS



DRAFT

Project Title: Two 1.6 MG Placerita Tanks (SCWD)

CIP No.

Description: Construct two 1.6 MG tanks in Placerita Zone.

Category: C - New Capital

Purpose/Justification: Improve emergency storage in Placerita Zone per SCWD 2013 Water Master Plan criteria.

Project Priority: Mid

Site Requirements: Tanks will be located on 5 acres of land acquired by SCV Water.

CEQA: SCV Water will prepare CEQA documents.

Project Schedule: FY 2019/20: Prepare CEQA documentation.
 FY 2020/21: Perform design.
 FY 2021/22: Initiate construction.

Projected Impact on Operating Costs: Less than \$5,000 per year.

Category	Current Estimated Total Project Cost	Cumulative Estimated Expenditures through June 30, 2019	FY 2019/20 Budget	FY 2020/21 Budget
Planning and Conceptual Design	\$ 216,000	\$ 116,000	\$ -	
Design (Including Bid Services)	250,000			100,000
Construction				
Construction Management and Engineering				
Capital Construction Costs	3,800,000			
<i>Unforeseen / Changed Conditions</i>	-	-	-	-
<i>Design Changes (Resulting from RFI)</i>	-	-	-	-
<i>Owner-Initiated Changes (land acquisition)</i>	65,000	65,000	-	-
Additional Project Delivery Costs (Post-Construction Activities, Monitoring and Mitigation, etc)				
TOTAL	\$ 4,266,000	\$ 116,000	\$ -	\$ 100,000

Notes:

SCV WATER
CAPITAL IMPROVEMENT BUDGET - MAJOR CAPITAL PROJECTS
FY 2019/20 and FY 2020/21 - RETAIL DIVISIONS



DRAFT

Project Title: Recycled Water Program Phase 2B – Vista Canyon Extension - Distribution (SCWD)

CIP No. S16702

Description: Construction of new distribution facilities to expand recycled water service from the Vista Canyon Water Factory to customers in the eastern portion of SCWD service area, including customer

Category: C - New Capital

Purpose/Justification: Expand recycled water service to existing irrigation customers to offset potable water demands.

Project Priority: High

Site Requirements: Pipelines will be constructed in public right of way and easements.

CEQA: Mitigated Negative Declaration was adopted by CLWA's Board of Directors on November 20, 2017.

Project Schedule: FY 2019/20: Initiate construction of distribution pipelines and retrofits.
 FY 2020/21: Complete construction of retrofits.

Projected Impact on Operating Costs: Less than \$5,000 per year.

Category	Current Estimated Total Project Cost	Cumulative Estimated Expenditures through June 30, 2019	FY 2019/20 Budget	FY 2020/21 Budget
Planning and Conceptual Design	\$ 20,000	\$ 20,000	\$ -	\$ -
Design (Including Bid Services)	150,000	150,000	-	-
Construction				
Construction Management and Engineering	140,000	-	140,000	
Capital Construction Costs	1,400,000	-	1,400,000	
<i>Unforeseen / Changed Conditions</i>	-	-	-	-
<i>Design Changes (Resulting from RFI)</i>	-	-	-	-
<i>Owner-Initiated Changes</i>	-	-	-	-
Additional Project Delivery Costs (Post-Construction Activities, Monitoring and Mitigation, etc)	50,000		25,000	25,000
TOTAL	\$ 1,760,000	\$ 170,000	\$ 1,565,000	\$ 25,000

Notes:
 Estimated costs are for Phase 2B distribution system only, and represent SCWD's share of estimated total Phase 2B project cost of \$8,672,000 for backbone and distribution systems. Project is expected to receive \$2,710,300 in grant funds from Department of Water Resources.



DRAFT

**SCV WATER
CAPITAL IMPROVEMENT BUDGET - MAJOR CAPITAL PROJECTS
FY 2019/20 and FY 2020/21 - RETAIL DIVISIONS**

Project Title: Friendly Valley Booster Station (SCWD)

CIP No. S17607

Description: Construct new booster pump station from Honby Zone to Friendly Valley Zone.

Category: C - New Capital

Purpose/Justification: To improve emergency refill pumping rates to meet design criteria in SCWD 2013 Water Master Plan

Project Priority: Mid

Site Requirements: SCV Water will coordinate with City and developer on purchase of new land for pump station.

CEQA: CEQA EIR will be prepared by City for the Princessa Crossroads Development.

Project Schedule: FY 2019/20: Prepare planning analysis.
 FY 2020/21: Perform design.
 FY 2021/22: Initiate construction.

Projected Impact on Operating Costs: Estimated annual operating costs are \$75,000.

Category	Current Estimated Total Project Cost	Cumulative Estimated Expenditures through June 30, 2019	FY 2019/20 Budget	FY 2020/21 Budget
Planning and Conceptual Design	\$ 25,000		\$ 25,000	\$ -
Design (Including Bid Services)	150,000			150,000
Construction				
Construction Management and Engineering			-	-
Capital Construction Costs	1,000,000	-	-	-
Unforeseen / Changed Conditions	-	-	-	-
Design Changes (Resulting from RFI)	-	-	-	-
Owner-Initiated Changes (Land Acquisition)	-	-	-	250,000
Additional Project Delivery Costs (Post-Construction Activities, Monitoring and Mitigation, etc)				
		-	-	-
TOTAL	\$ 1,175,000	\$ -	\$ 25,000	\$ 400,000

Notes:
 CIP budget is SCV Water's estimated portion of the pump station capacity to meet design criteria in the 2013 SCWD Water Master Plan. The developer will fund their portion of the pump station capacity for new demands from the Princessa Crossroads Development.



DRAFT

**SCV WATER
CAPITAL IMPROVEMENT BUDGET - MAJOR CAPITAL PROJECTS
FY 2019/20 and FY 2020/21 - RETAIL DIVISIONS**

Project Title: SC-12 Warmuth Pipeline To Sand Canyon (SCWD)

CIP No.

Description: Construct 4,000 feet of 16-inch pipe in Rolling Hills Avenue and Warmuth Drive to connect SC-12 booster pumps to Placerita Zone pipeline in Sand Canyon Road.

Category: C - New Capital

Purpose/Justification: Improve operational reliability and emergency refill pumping capacity in Placerita Zone.

Project Priority: Mid

Site Requirements: Pipeline will be constructed in public rights-of-way and easements.

CEQA: Exempt.

Project Schedule: FY 2019/20: Perform design.
FY 2020/21: Initiate and complete construction.

Projected Impact on Operating Costs: Less than \$5,000 per year.

Category	Current Estimated Total Project Cost	Cumulative Estimated Expenditures through June 30, 2019	FY 2019/20 Budget	FY 2020/21 Budget
Planning and Conceptual Design	\$ -	\$ -	\$ -	\$ -
Design (Including Bid Services)	50,000		50,000	
Construction				
Construction Management and Engineering	25,000	-	-	25,000
Capital Construction Costs	500,000	-	-	500,000
Unforeseen / Changed Conditions	-	-	-	-
Design Changes (Resulting from RFI)	-	-	-	-
Owner-Initiated Changes	-	-	-	-
Additional Project Delivery Costs (Post-Construction Activities, Monitoring and Mitigation, etc.)				
TOTAL	\$ 575,000	\$ -	\$ 50,000	\$ 525,000

Notes:

**OPERATIONS AND MAINTENANCE SERVICES SECTION
MAJOR CAPITAL IMPROVEMENT PROGRAM (>\$250,000)**



	NEWHALL		SANTA CLARITA		VALENCIA	
	FY 2019/2020	FY 2020/2021	FY 2019/2020	FY 2020/2021	FY 2019/2020	FY 2020/2021
Well Facility Improvements						
Well 160	\$0	\$0	\$0	\$0	\$230,000	\$230,000
					\$230,000	\$230,000
Tank Facility Improvements						
Recoat/Repairs (NWD N Tank 2)	\$500,000	\$0	\$0	\$0	\$0	\$0
	\$500,000					
Booster Station/Turnout Improvements						
SC-12	\$0	\$0	\$340,000	\$0	\$0	\$0
			\$340,000			
Pipeline Replacements						
Large Diameter PVC Pipe Replacement						\$500,000
Ridge Route Rd	\$358,000					
Pothole Survey Sand Cyn Sewer/Construct		\$400,000				
The Old Road between Pinto and Victoria		\$510,000				
Rainbow Glen				\$265,000		
SC-2 Gravity			\$305,000			
Valencia Marketplace					\$450,000	
	\$358,000	\$910,000	\$305,000	\$265,000	\$450,000	\$500,000
TOTAL MAJOR CIP BUDGET	\$858,000	\$910,000	\$645,000	\$265,000	\$680,000	\$730,000

Engineering Services Section
Regional Capital Improvement Projects

Updated March 18, 2019

Projects	Category. See below for description	Current Estimated Total Project Cost	2019		2020				2021				2022				2023				2024				2025				2026			
			Jan	Mar	Jun	Sep	Jan	Mar	Jun	Sep	Jan	Mar	Jun	Sep	Jan	Mar	Jun	Sep	Jan	Mar	Jun	Sep	Jan	Mar	Jun	Sep	Jan	Mar	Jun	Sep	Jan	Mar
			FY 2018/19		FY 2019/20				FY 2020/21				FY 2021/22				FY 2022/23				FY 2023/24				FY 2024/25				FY 2025/26			
			3Q	4Q	1Q	2Q	3Q	4Q	1Q	2Q	3Q	4Q	1Q	2Q	3Q	4Q	1Q	2Q	3Q	4Q	1Q	2Q	3Q	4Q	1Q	2Q	3Q	4Q	1Q	2Q	3Q	4Q
1 Magic Mountain Pipeline No. 4	C	\$ 5,095,000		C																												
2 Magic Mountain Pipeline No. 5	C	\$ 5,496,000			C																											
3 Recycled Water Program Phase II, 2B, Vista Canyon	C	\$ 6,912,000		D		C		S																								
4 Recycled Water Program Phase II, 2D, West Ranch	C	\$ 2,077,000		D		C		S																								
5 Magic Mountain Pipeline No. 6	C	\$ 13,260,000		D		C																										
6 ESFP Sludge Collection System	C, E	\$ 14,726,000		D		C																										
7 Replacement Wells (Reimbursable)	A	\$ 11,161,000			D		C																									
8 Saugus Formation Dry Year Reliability Wells	C	\$ 10,380,000			P		D		C																							
9 Groundwater Treatment Improvements	E	\$ 3,216,000					D		C																							
10 Castaic Conduit	C	\$ 15,116,000			RW		D		C																							
11 Recycled Water Program Phase II 2C, South End	C	\$ 12,702,000		RW		D		C		S																						
12 Magic Mountain Reservoir	C	\$ 29,927,000			P		D		RW		D		C																			
13 Honby Parallel	C	\$ 25,489,000			RW		D		C																							
14 Recycled Water Program Phase II, 2A, Central Park	C	\$ 15,394,000					D												D		C						S					
15 Southern Service Area Emergency Storage	C	\$ 61,766,000											P		D		RW		D		C											
16 Sand Canyon Reservoir Expansion	C	\$ 17,692,000											P		D		RW		D		C											
Total Estimated Cost		\$ 250,409,000	FY 2018/19		FY 2019/20				FY 2020/21				FY 2021/22				FY 2022/23				FY 2023/24				FY 2024/25				FY 2025/26			
			3Q	4Q	1Q	2Q	3Q	4Q	1Q	2Q	3Q	4Q	1Q	2Q	3Q	4Q	1Q	2Q	3Q	4Q	1Q	2Q	3Q	4Q	1Q	2Q	3Q	4Q	1Q	2Q	3Q	4Q

DRAFT

Category A = Asset Replacement
Category B = Rehabilitation
Category C = New Capital
Category D = Technology Investments
Category E = Upgrades

LEGEND: Planning Phase (P)
Design Phase (D)
Right-of-Way/Land Acquisition (RW)
Construction (C)
Conversions/ Start-Up (S)



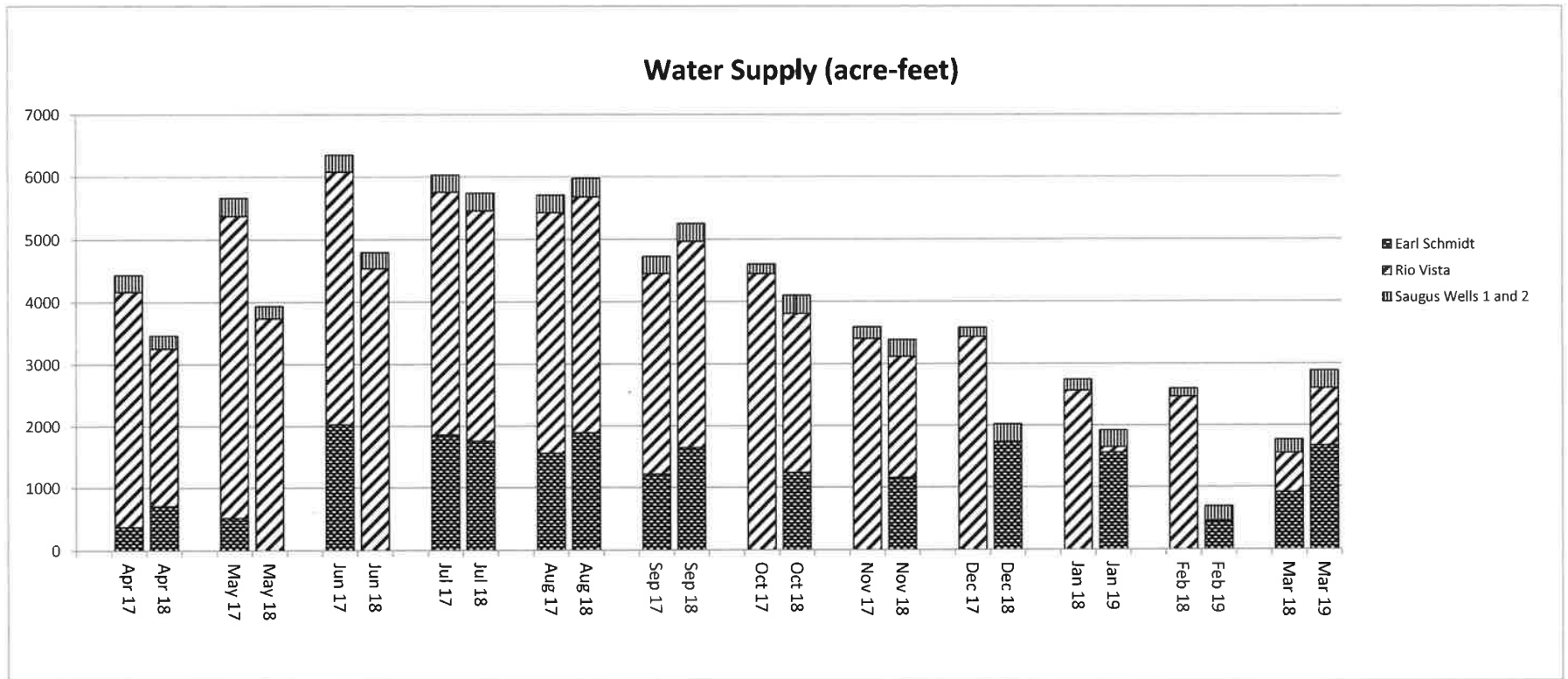
Monthly Operations & Production Report

March 2019

[This page intentionally left blank.]

SANTA CLARITA VALLEY WATER AGENCY

March 2019 Regional Operations Report



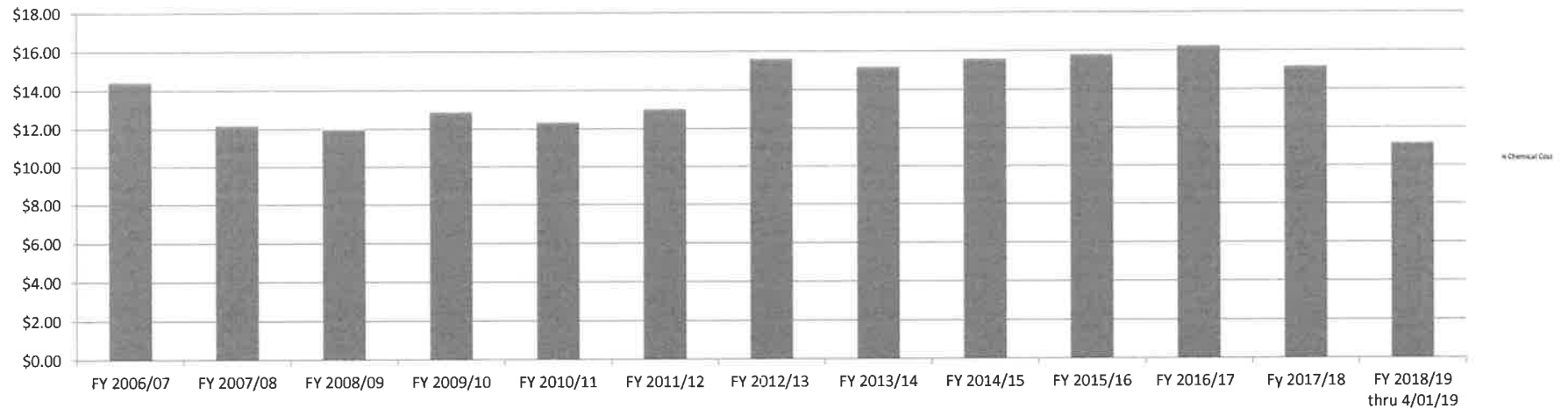
Source	Apr-18	May-18	Jun-18	Jul-18	Aug-18	Sep-18	Oct-18	Nov-18	Dec-18	Jan-19	Feb-19	Mar-19	Total
Earl Schmidt	710	0	0	3705	1886	1645	1236.7	1154	1736	1560	458	1665	15755.7
Rio Vista	2544	3735	4539	1755	3793	3321	2570	1961	0	85	0	933	25236
Saugus 1 and 2	210	201	260	283	300	289	292	272	286	275	230	288	3186
Total	3464	3936	4799	5743	5979	5255	4098.7	3387	2022	1920	688	2886	44177.7
Total Sold	3414	3885	4695	5639	5855	5160	4011	3349	1947	1805	802	2734	43296
RVWTP Use/Storage	21.8	67	10	22.7	44.11	17.82	60	72	9	80	-78	52.55	378.98
Total Use	3435.8	3952	4705	5661.7	5899.11	5177.82	4071	3421	1956	1885	724	2786.55	43674.98
Water Loss	-0.81%	0.41%	-1.96%	-1.42%	-1.34%	-1.47%	-0.68%	1.00%	-3.26%	-1.82%	5.23%	-3.45%	-1.14%
Recycled Water	Apr-18	May-18	Jun-18	Jul-18	Aug-18	Sep-18	Oct-18	Nov-18	Dec-18	Jan-19	Feb-19	Mar-19	Total
Valencia	39	39	64	79	75	17	0	0	0	2	0	10	325

* Water loss includes water usage at Rio Vista Water Treatment Plant facilities and system storage.

**Treatment Process
March 2019**

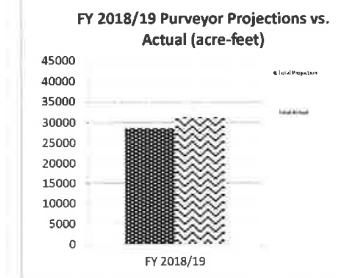
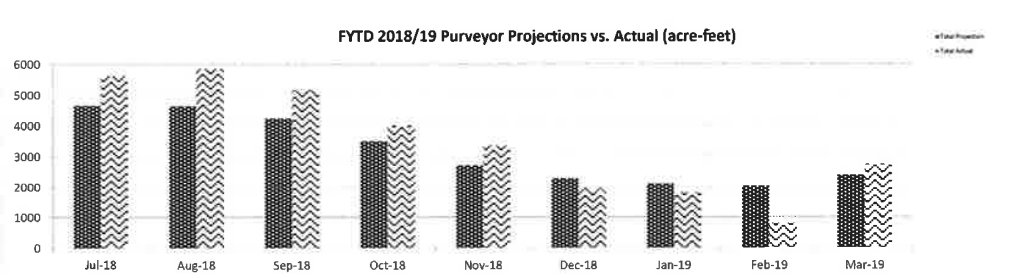
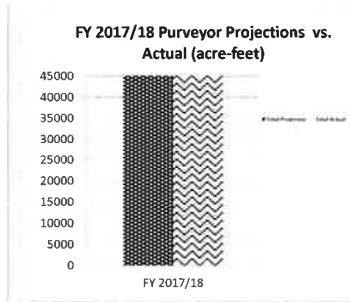
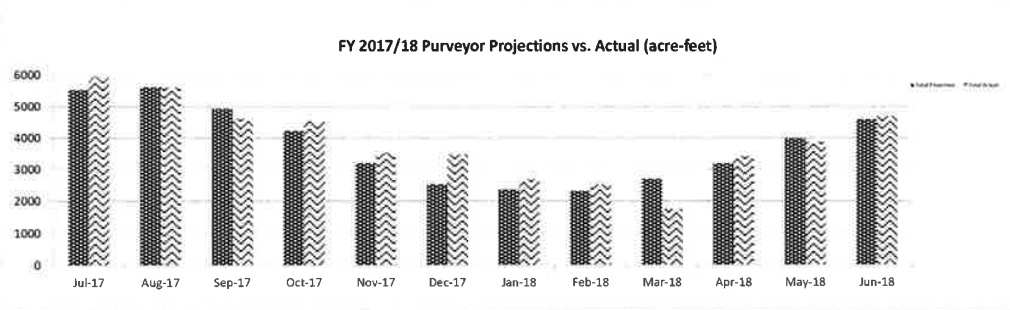
	Perchlorate Raw Water	Perchlorate Finished Water	Raw NTU	Treated NTU	Percent Reduction	Raw Ph	Adjusted pH	Ferric Chloride Dosage	Polymer Dosage	Chlorine Dosage	Ammonia Dosage	Ozone Dosage
Rio Vista			3.36	0.14	95.83%	7.48	8.10	1.50	1.63	4.76	1.03	1
Earl Schmidt			2.81	0.09	96.80%	7.82	8.12	1.53	1.79	6.70	0.78	1.1
Saugus 1 and 2	17	<1				7.55	7.62			3.3	0.66	

Chemical Treatment Cost



	FY 2006/07	FY 2007/08	FY 2008/09	FY 2009/10	FY 2010/11	FY 2011/12	FY 2012/13	FY 2013/14	FY 2014/15	FY 2015/16	FY 2016/17	Fy 2017/18
Acre Feet Treated Imported Water	44,493	44,732	38,275	34,610	33,441	35,653	41,504	44,909	30,571	27,456	43,670	46,672
Chemical Cost Per Acre Foot*	\$14.46	\$12.19	\$11.95	\$12.89	\$12.35	\$13.04	\$15.62	\$15.20	\$15.60	\$15.80	\$16.24	\$15.20

* The cost per acre foot includes all chemicals used the treatment process: Chlorine Gas, Sodium Hypochlorite, Caustic Soda (Sodium Hydroxide), Ferric Chloride, Ammonia, and Cationic, non-ionic, and anionic polymers as well as the cost of liquid Oxygen, but does not include the electrical costs to produce the Ozone.



Purveyor Projections vs. Actual																
Month	SCWD Projection	SCWD Actual	%	Valencia Projection	Valencia Actual	%	Newhall Projection	Newhall Actual	%	LA County Projection	LA County Actual	%	Total Projection	Total Actual	Percentage of Estimate	
Jul-17	2505	3084	123%	2380	2088	88%	544	785	144%	101	0	0	5530	5957	108%	
Aug-17	2585	3035	117%	2345	1723	73%	544	856	157%	140	0	0	5614	5614	100%	
Sep-17	2265	2589	114%	2070	1184	57%	480	845	176%	134	0	0	4949	4618	93%	
Oct-17	2025	2462	122%	1690	1260	75%	430	804	187%	85	0	0	4230	4526	107%	
Nov-17	1545	1921	124%	1300	965	74%	350	640	183%	0	0	0	3195	3526	110%	
Dec-17	1265	1955	155%	970	969	100%	290	556	192%	0	0	0	2525	3480	138%	
Jan-18	1145	1578	138%	990	853	86%	229	253	110%	0	0	0	2364	2684	114%	
Feb-18	1225	1580	129%	880	676	77%	210	275	131%	0	0	0	2315	2531	109%	
Mar-18	1305	969	74%	1125	619	55%	260	157	60%	0	0	0	2690	1745	65%	
Apr-18	1465	1905	130%	1410	1160	82%	310	349	113%	0	0	0	3185	3414	107%	
May-18	1785	2075	116%	1880	1335	71%	330	473	143%	0	0	0	3995	3883	97%	
Jun-18	2105	2264	108%	2080	1622	78%	410	808	197%	0	0	0	4595	4694	102%	
FY 2017/18	21220	25417	120%	19120	14454	76%	4387	6801	155%	460	0	0	45187	46672	103%	
Jul-18	2453	2694	110%	1655	1921	116%	558	1023	183%	0	0	0	4666	5638	121%	
Aug-18	2453	2816	115%	1637	2026	124%	558	1012	181%	0	0.42	0	4648	5855	126%	
Sep-18	2312	2535	110%	1441	1743	121%	488	881	181%	0	0.4	0	4241	5159	122%	
Oct-18	1862	2174	117%	1178	1300	110%	448	537	120%	0	0	0	3488	4011	115%	
Nov-18	1445	1882	130%	908	1084	119%	356	382	107%	0	0.43	0	2709	3348	124%	
Dec-18	1307	1274	97%	673	459	68%	295	214	73%	0	0	0	2275	1947	86%	
Jan-19	1178	1110	94%	692	513	74%	232	181	78%	0	1.14	0	2102	1805	86%	
Feb-19	1200	493	41%	613	232	38%	213	76	36%	0	0.54	0	2026	802	40%	
Mar-19	1342	1177	88%	785	1205	154%	264	352	133%	0	0.57	0	2391	2735	114%	
FY 2018/19	15552	16155	104%	9582	10483	109%	3412	4658	137%	0	3.5	0	28546	31300	110%	

SANTA CLARITA VALLEY WATER AGENCY

Record of Weather Observations

March 2019

DATE	High Temperature	Low Temperature	Precipitation 2019	Precipitation 2018
1-Mar	62	51	0.00	0.04
2-Mar	60	51	1.27	2.50
3-Mar	58	47	0.01	0.19
4-Mar	64	42	0.00	0.01
5-Mar	66	42	0.13	0.00
6-Mar	56	48	1.96	0.00
7-Mar	59	42	0.01	0.00
8-Mar	57	35	0.00	0.00
9-Mar	57	32	0.01	0.00
10-Mar	56	35	0.01	0.57
11-Mar	59	34	0.01	0.08
12-Mar	67	47	0.00	0.01
13-Mar	61	38	0.00	0.10
14-Mar	62	38	0.01	0.14
15-Mar	67	35	0.00	0.44
16-Mar	73	34	0.00	0.05
17-Mar	78	37	0.00	0.01
18-Mar	79	41	0.00	0.01
19-Mar	69	42	0.00	0.00
20-Mar	60	44	0.64	0.06
21-Mar	58	40	0.05	1.06
22-Mar	65	37	0.00	1.92
23-Mar	60	44	0.00	0.30
24-Mar	72	36	0.01	0.01
25-Mar	77	39	0.01	0.00
26-Mar	74	38	0.01	0.00
27-Mar	67	41	0.00	0.00
28-Mar	68	44	0.00	0.00
29-Mar	72	39	0.01	0.00
30-Mar	76	38	0.00	0.00
31-Mar	79	40	0.00	0.00

TOTAL	4.15	7.50
--------------	-------------	-------------

	2018-2019	2017-2018
Total Precipitation of Current Month	4.15	7.50
Total Precipitation End of Previous Month	21.80	3.6
Total Precipitation Since October 1st	25.95	11.10
Temperature Averages for Current Month	HIGH	65.7
	LOW	40.4
		65.7
		41.3

Santa Clarita Valley Water Agency

Summary of Annual Precipitation

October 1st through September 30th

(Total in Inches)

	<i>1997-98</i>	<i>1998-99</i>	<i>1999-00</i>	<i>2000-01</i>	<i>2001-02</i>	<i>2002-03</i>	<i>2003-04</i>	<i>2004-05</i>	<i>2005-06</i>	<i>2006-07</i>	<i>2007-08</i>
Oct	0.00	0.33	0.00	1.13	0.22	0.00	1.10	4.79	1.91	0.42	0.25
Nov	3.73	1.39	0.00	0.00	3.18	3.01	0.63	0.64	0.59	0.05	0.50
Dec	6.72	1.39	0.05	0.00	1.30	5.85	2.57	8.54	0.14	0.83	2.67
Jan	3.49	2.08	1.21	5.84	1.55	0.00	0.65	17.06	3.27	1.66	17.54
Feb	22.00	0.65	9.43	10.76	0.51	9.03	8.07	16.69	3.78	1.38	1.82
Mar	5.15	3.00	3.15	3.38	0.38	2.38	0.37	2.70	5.68	0.17	0.10
Apr	2.28	3.78	2.10	2.56	0.05	2.35	0.20	1.42	4.22	0.71	0.07
May	5.50	0.00	0.00	0.00	0.12	1.70	0.00	0.45	0.99	0.00	0.17
Jun	0.06	0.48	0.00	0.00	0.01	0.00	0.00	0.00	0.00	0.00	0.00
Jul	0.00	0.00	0.00	0.00	0.00	0.02	0.00	0.00	0.00	0.04	0.00
Aug	0.00	0.00	0.31	0.00	0.00	0.00	0.00	0.09	0.00	0.00	0.00
Sep	0.21	0.01	0.00	0.00	0.02	0.00	0.00	0.17	0.00	1.32	0.00
TOTAL	49.14	13.11	16.25	23.67	7.34	24.34	13.59	52.55	20.58	6.58	23.12
	<i>2008-09</i>	<i>2009-10</i>	<i>2010-11</i>	<i>2011-12</i>	<i>2012-13</i>	<i>2013-14</i>	<i>2014-15</i>	<i>2015-16</i>	<i>2016-17</i>	<i>2017-18</i>	<i>2018-19</i>
Oct	0.09	4.04	1.34	1.97	0.15	0.11	0.32	0.17	0.43	0.00	0.52
Nov	1.78	0.08	1.87	2.50	2.20	1.41	0.64	0.21	1.49	0.06	1.87
Dec	3.01	4.28	11.97	1.19	1.54	0.37	6.16	0.49	3.44	0.01	2.77
Jan	0.69	9.13	0.96	1.23	1.94	0.06	1.44	6.07	10.30	3.18	8.08
Feb	6.78	4.96	5.36	0.13	0.42	5.26	0.74	0.69	8.98	0.35	8.56
Mar	1.18	0.69	8.86	4.99	1.21	1.64	1.09	2.75	0.33	7.50	4.15
Apr	0.07	2.40	0.12	4.02	0.00	0.31	0.16	0.37	0.09	0.02	
May	0.01	0.07	0.74	0.01	0.74	0.00	0.66	0.09	0.26	0.01	
Jun	0.03	0.00	0.04	0.00	0.00	0.00	0.01	0.01	0.00	0.00	
Jul	0.00	0.00	0.01	0.00	0.08	0.02	0.87	0.00	0.01	0.00	
Aug	0.00	0.00	0.00	0.01	0.00	0.05	0.00	0.02	0.07	0.00	
Sep	0.00	0.00	0.00	0.02	0.00	0.00	0.78	0.00	0.13	0.02	
TOTAL	13.64	25.65	31.27	16.07	8.28	9.23	12.87	10.87	25.53	11.15	25.95

SANTA CLARITA VALLEY WATER AGENCY
WATER PRODUCTION BY WELL 2019 (ACRE-FEET)

NEWHALL WATER DIVISION	JAN	FEB	MAR	APR	MAY	JUN	JUL	AUG	SEP	OCT	NOV	DEC	TOTAL
N12	85	72	17	0	0	0	0	0	0	0	0	0	174
N13	95	79	21	0	0	0	0	0	0	0	0	0	195
C1	21	13	3	0	0	0	0	0	0	0	0	0	38
C2	6	5	0	0	0	0	0	0	0	0	0	0	12
C7	22	18	4	0	0	0	0	0	0	0	0	0	43
P1	0	0	0	0	0	0	0	0	0	0	0	0	0
P3	0	0	0	0	0	0	0	0	0	0	0	0	0
P4	0	0	0	0	0	0	0	0	0	0	0	0	0
P5	0	0	0	0	0	0	0	0	0	0	0	0	0
TOTAL NWD	229	187	45	0	0	0	0	0	0	0	0	0	461

SANTA CLARITA WATER DIVISION	JAN	FEB	MAR	APR	MAY	JUN	JUL	AUG	SEP	OCT	NOV	DEC	TOTAL
LOST CANYON NO.2	0	8	0	0	0	0	0	0	0	0	0	0	8
LOST CANYON NO.2A	0	24	1	0	0	0	0	0	0	0	0	0	25
SAND CANYON	3	29	1	0	0	0	0	0	0	0	0	0	33
MITCHELL 5A	0	0	0	0	0	0	0	0	0	0	0	0	0
MITCHELL 5B	0	0	0	0	0	0	0	0	0	0	0	0	0
SIERRA	15	54	1	0	0	0	0	0	0	0	0	0	70
NORTH OAKS EAST	2	35	1	0	0	0	0	0	0	0	0	0	38
NORTH OAKS CENTRAL	2	47	2	0	0	0	0	0	0	0	0	0	51
NORTH OAKS WEST	0	0	0	0	0	0	0	0	0	0	0	0	0
HONBY	1	2	0	0	0	0	0	0	0	0	0	0	3
GUIDA	25	31	0	0	0	0	0	0	0	0	0	0	56
CLARK	19	32	0	0	0	0	0	0	0	0	0	0	51
SANTA CLARA	1	37	1	0	0	0	0	0	0	0	0	0	39
VALLEY CENTER	54	55	1	0	0	0	0	0	0	0	0	0	110
TOTAL SCWD	122	354	8	0	0	0	0	0	0	0	0	0	484

VALENCIA WATER DIVISION	JAN	FEB	MAR	APR	MAY	JUN	JUL	AUG	SEP	OCT	NOV	DEC	TOTAL
D	34	28	8	0	0	0	0	0	0	0	0	0	69
E15	35	21	1	0	0	0	0	0	0	0	0	0	57
N	20	36	5	0	0	0	0	0	0	0	0	0	61
N7	91	23	8	0	0	0	0	0	0	0	0	0	122
N8	39	16	2	0	0	0	0	0	0	0	0	0	58
Q2	64	52	4	0	0	0	0	0	0	0	0	0	119
T7	8	4	2	0	0	0	0	0	0	0	0	0	13
U6	2	3	2	0	0	0	0	0	0	0	0	0	7
U4	3	2	1	0	0	0	0	0	0	0	0	0	6
S6	64	74	13	0	0	0	0	0	0	0	0	0	151
S7	24	24	8	0	0	0	0	0	0	0	0	0	57
S8	9	30	4	0	0	0	0	0	0	0	0	0	43
W11	24	30	2	0	0	0	0	0	0	0	0	0	56
W9	22	9	5	0	0	0	0	0	0	0	0	0	36
W10	87	61	8	0	0	0	0	0	0	0	0	0	156
159 (GOLF COURSE IRRIGATION)	0	0	0	0	0	0	0	0	0	0	0	0	0
160 (SYSTEM)	2	2	1	0	0	0	0	0	0	0	0	0	5
160 (GOLF COURSE IRRIGATION)	10	4	19	0	0	0	0	0	0	0	0	0	33
201 (SYSTEM)	0	0	0	0	0	0	0	0	0	0	0	0	0
205	0	0	0	0	0	0	0	0	0	0	0	0	0
206	95	84	7	0	0	0	0	0	0	0	0	0	186
207	120	66	6	0	0	0	0	0	0	0	0	0	192
TOTAL VWD	752	569	106	0	0	0	0	0	0	0	0	0	1427

S1	143	116	149	0	0	0	0	0	0	0	0	0	408
S2	132	114	139	0	0	0	0	0	0	0	0	0	385
TOTAL S1 & S2	275	230	288	0	0	0	0	0	0	0	0	0	793

TOTAL WELL PRODUCTION	1378	1340	447	0	0	0	0	0	0	0	0	0	3165
------------------------------	-------------	-------------	------------	----------	----------	----------	----------	----------	----------	----------	----------	----------	-------------

WELL 201 (NON-SYSTEM)	106	31	106	0	0	0	0	0	0	0	0	0	243
-----------------------	-----	----	-----	---	---	---	---	---	---	---	---	---	-----

NEWHALL WATER DIVISION
WATER PRODUCTION 2019 (ACRE-FEET)

GROUNDWATER	JAN	FEB	MAR	APR	MAY	JUN	JUL	AUG	SEP	OCT	NOV	DEC	TOTAL
NEWHALL SYSTEM													
N12	85	72	17										174
N13	95	79	21										195
CASTAIC SYSTEM													
C1	21	13	3										38
C2	6	5	0										12
C7	22	18	4										43
PINETREE SYSTEM													
P1	0	0	0										0
P3	0	0	0										0
P4	0	0	0										0
P5	0	0	0										0
S1 & S2	74	62	77										212
TOTAL GROUNDWATER	303	249	122	0	0	0	0	0	0	0	0	0	674
IMPORT + S1 & S2													
NEWHALL SYSTEM													
N-3	13	1	156										171
CASTAIC SYSTEM													
N-1	39	18	69										125
PINETREE SYSTEM													
N-2	87	48	88										223
TESORO SYSTEM													
N-4	41	10	40										90
TOTAL IMPORT + S1 & S2	181	76	352	0	0	0	0	0	0	0	0	0	609
TOTAL GROUNDWATER (INCLUDES S1 & S2)	303	249	122	0	0	0	0	0	0	0	0	0	674
TOTAL IMPORT (NO S1 & S2)	107	15	275	0	0	0	0	0	0	0	0	0	397
TOTAL GROSS PRODUCTION (GW + IMPORT)	410	263	397	0	0	0	0	0	0	0	0	0	1070
TOTAL INTERTIE TRANSFERS	0	50	0	0	0	0	0	0	0	0	0	0	50
TOTAL NET PRODUCTION	410	314	397	0	0	0	0	0	0	0	0	0	1121
% BY SOURCE													
GROUNDWATER	74%	79%	31%										60%
IMPORT	26%	5%	69%										35%
INTERTIE	0%	16%	0%										5%

**SANTA CLARITA WATER DIVISION
WATER PRODUCTION 2019 (ACRE-FEET)**

GROUNDWATER	JAN	FEB	MAR	APR	MAY	JUN	JUL	AUG	SEP	OCT	NOV	DEC	TOTAL
LOST CANYON NO.2	0	8	0										8
LOST CANYON NO.2A	0	24	1										25
SAND CANYON	3	29	1										33
MITCHELL 5A	0	0	0										0
MITCHELL 5B	0	0	0										0
SIERRA	15	54	1										70
NORTH OAKS EAST	2	35	1										38
NORTH OAKS CENTRAL	2	47	2										51
NORTH OAKS WEST	0	0	0										0
HONBY	1	2	0										3
GUIDA	25	31	0										56
CLARK	19	32	0										51
SANTA CLARA	1	37	1										39
VALLEY CENTER	54	55	1										110
TOTAL ALLUVIUM	122	354	8	0	0	0	0	0	0	0	0	0	484
SAUGUS WELLS S1 & S2	201	168	211										580
TOTAL GROUNDWATER	323	522	219	0	0	0	0	0	0	0	0	0	1064
IMPORT + S1 & S2	JAN	FEB	MAR	APR	MAY	JUN	JUL	AUG	SEP	OCT	NOV	DEC	TOTAL
SC-1 BOUQUET	191	83	175										448
SC-2 HONBY	179	2	126										307
SC-3 WILEY	50	52	52										154
SC-4 HONBY #2	200	119	284										602
SC-5 RIO VISTA	0	0	38										38
SC-6 LOST CANYON	55	68	26										148
SC-7	26	12	50										88
SC-8	79	20	112										211
SC-9	40	50	70										160
SC-10	35	17	76										128
SC-11	38	2	17										57
SC-12	180	66	115										361
SC-13	37	1	37										75
TOTAL IMPORT + S1 & S2	1110	493	1,177	0	0	0	0	0	0	0	0	0	2,780
METERING ADJUSTMENT	-9	-5	0										-14
NET IMPORT + S1 & S2	1,100	488	1,177	0	0	0	0	0	0	0	0	0	2,766
TOTAL GROUNDWATER (INCLUDES S1 & S2)	323	522	219	0	0	0	0	0	0	0	0	0	1064
TOTAL IMPORT (NO S1 & S2)	908	324	967	0	0	0	0	0	0	0	0	0	2,199
TOTAL GROSS PRODUCTION (GW + IMPORT)	1,232	847	1,185	0	0	0	0	0	0	0	0	0	3,264
TOTAL INTERTIE TRANSFERS	0	0	0										0
TOTAL NET PRODUCTION	1,232	847	1,185	0	0	0	0	0	0	0	0	0	3,264
% BY SOURCE													
GROUNDWATER	26%	62%	18%										33%
IMPORT	74%	38%	82%										67%
INTERTIE	0%	0%	0%										0%

VALENCIA WATER DIVISION
WATER PRODUCTION 2019 (ACRE-FEET)

ALLUVIUM	JAN	FEB	MAR	APR	MAY	JUN	JUL	AUG	SEP	OCT	NOV	DEC	TOTAL
D	34	28	8										69
E15	35	21	1										57
N	20	36	5										61
N7	91	23	8										122
N8	39	16	2										58
Q2	64	52	4										119
T7	8	4	2										13
U6	2	3	2										7
U4	3	2	1										6
S6	64	74	13										151
S7	24	24	8										57
S8	9	30	4										43
W11	24	30	2										56
W9	22	9	5										36
W10	87	61	8										156
TOTAL ALLUVIUM	525	412	73	0	0	0	0	0	0	0	0	0	1011
SAUGUS	JAN	FEB	MAR	APR	MAY	JUN	JUL	AUG	SEP	OCT	NOV	DEC	TOTAL
159	0	0	0										0
160 - DOM	2	2	1										5
160 - VGC*	10	4	19										33
201	0	0	0										0
205	0	0	0										0
206	95	84	7										186
207	120	66	6										192
TOTAL SAUGUS	226	157	33	0	0	0	0	0	0	0	0	0	416
IMPORT WATER	JAN	FEB	MAR	APR	MAY	JUN	JUL	AUG	SEP	OCT	NOV	DEC	TOTAL
V-1	83	23	115										221
V-2	65	42	180										286
V-4	25	14	154										193
V-5	96	63	180										338
V-6	99	37	84										220
V-7	18	8	61										86
V-8	128	46	431										605
TOTAL IMPORT	513	232	1205	0	0	0	0	0	0	0	0	0	1,950
TOTAL GROUNDWATER	752	569	106	0	0	0	0	0	0	0	0	0	1,427
TOTAL IMPORT	513	232	1,205	0	0	0	0	0	0	0	0	0	1,950
TOTAL GROSS PRODUCTION	1,265	801	1,311	0	0	0	0	0	0	0	0	0	3,377
TOTAL INTERTIE TRANSFERS	0	-50	0	0	0	0	0	0	0	0	0	0	-50
TOTAL NET PRODUCTION	1,265	751	1,311	0	0	0	0	0	0	0	0	0	3,326
% BY SOURCE													
GROUNDWATER	59%	71%	7%										42%
IMPORT WATER	41%	29%	93%										58%
RECYCLED WATER	2	0	10										13
Well 201 Discharge *	106	31	106										243

*Not used in the calculation for % by source

LOS ANGELES COUNTY WATERWORKS DISTRICT 36

SOURCE

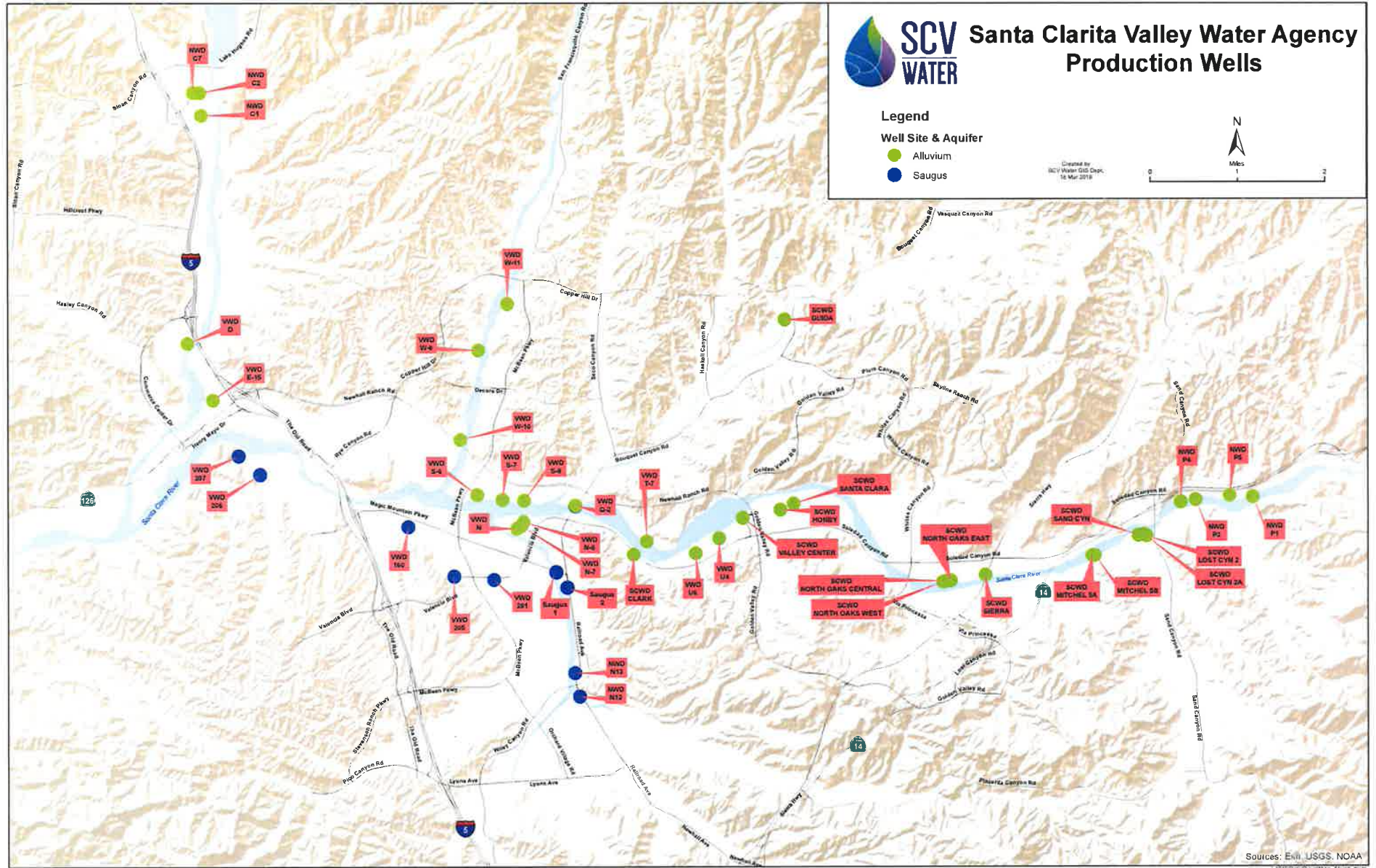
TURNOUT	Jan-19	Feb-19	Mar-19	Apr-19	May-19	Jun-19	Jul-19	Aug-19	Sep-19	Oct-19	Nov-19	Dec-19	TOTAL
LA 1	0.0491	0	0.0276										0.08
LA 2	1.0925	0.5371	0.5432										2.17
TOTAL	1.1416	0.5371	0.5708	0	0	0	0	0	0	0	0	0.00	2.25

RAW WATER

SOURCE	Jan-19	Feb-19	Mar-19	Apr-19	May-19	Jun-19	Jul-19	Aug-19	Sep-19	Oct-19	Nov-19	Dec-19	TOTAL
RVTP	85	0	933										1,017.81
ESTP	1,560	458	1,665										3,683.20
Wells	275	230	288										792.81
TOTAL	1,920	688	2,886	0	0	0	0	0	0	0	0	0	5,493.82

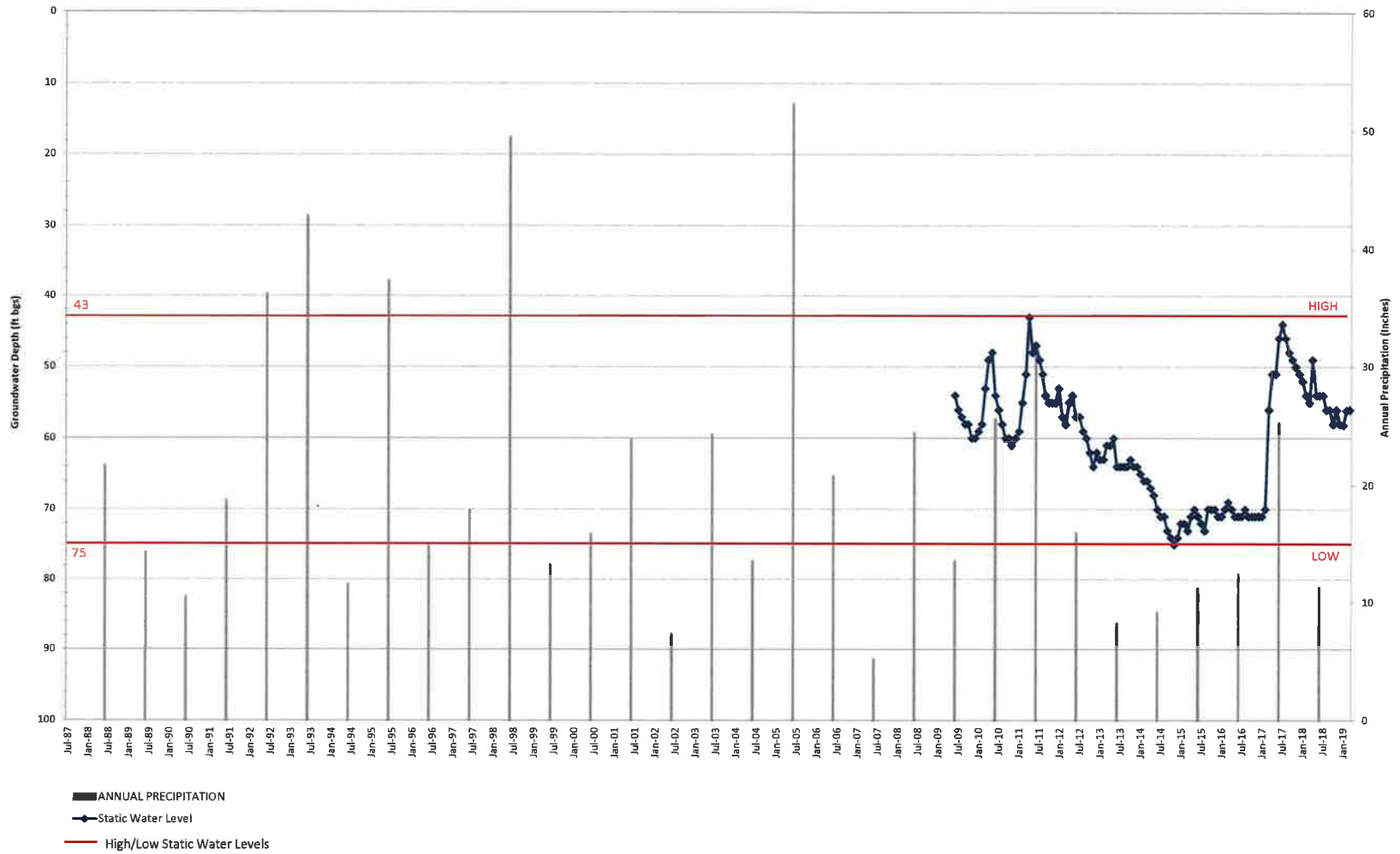
S1/S2 TREATMENT

SOURCE	Jan-19	Feb-19	Mar-19	Apr-19	May-19	Jun-19	Jul-19	Aug-19	Sep-19	Oct-19	Nov-19	Dec-19	TOTAL
S1	143.2	115.9	148.82										407.91
S2	131.98	114.01	138.91										384.90
TOTAL	275.17	229.91	287.73	0	0	0	0	0	0	0	0	0	792.81

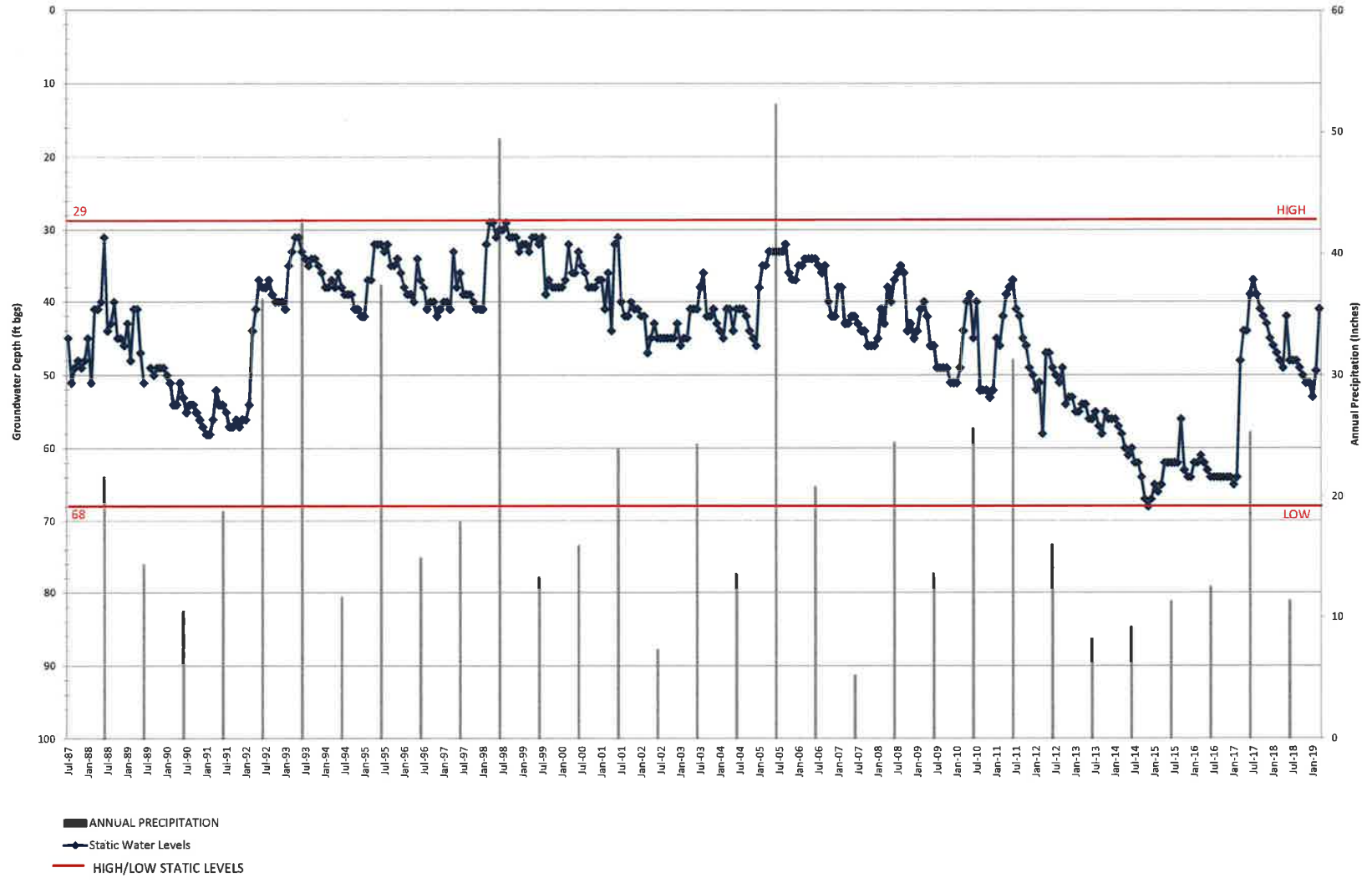


[This page intentionally left blank.]

SCV WATER WELL C7
STATIC WATER LEVEL VS PRECIPITATION



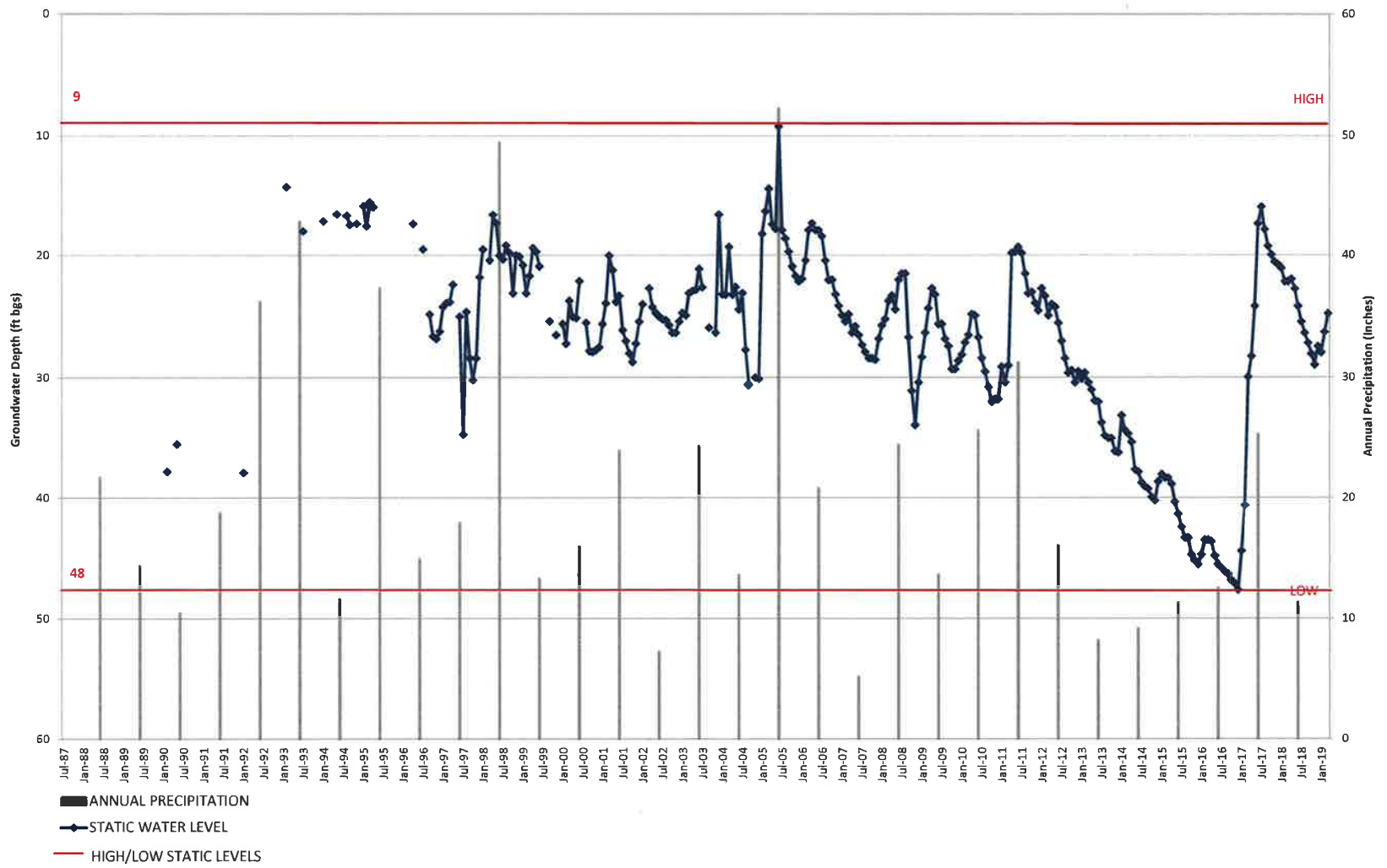
SCV WATER WELL C2
 STATIC WATER LEVEL VS PRECIPITATION



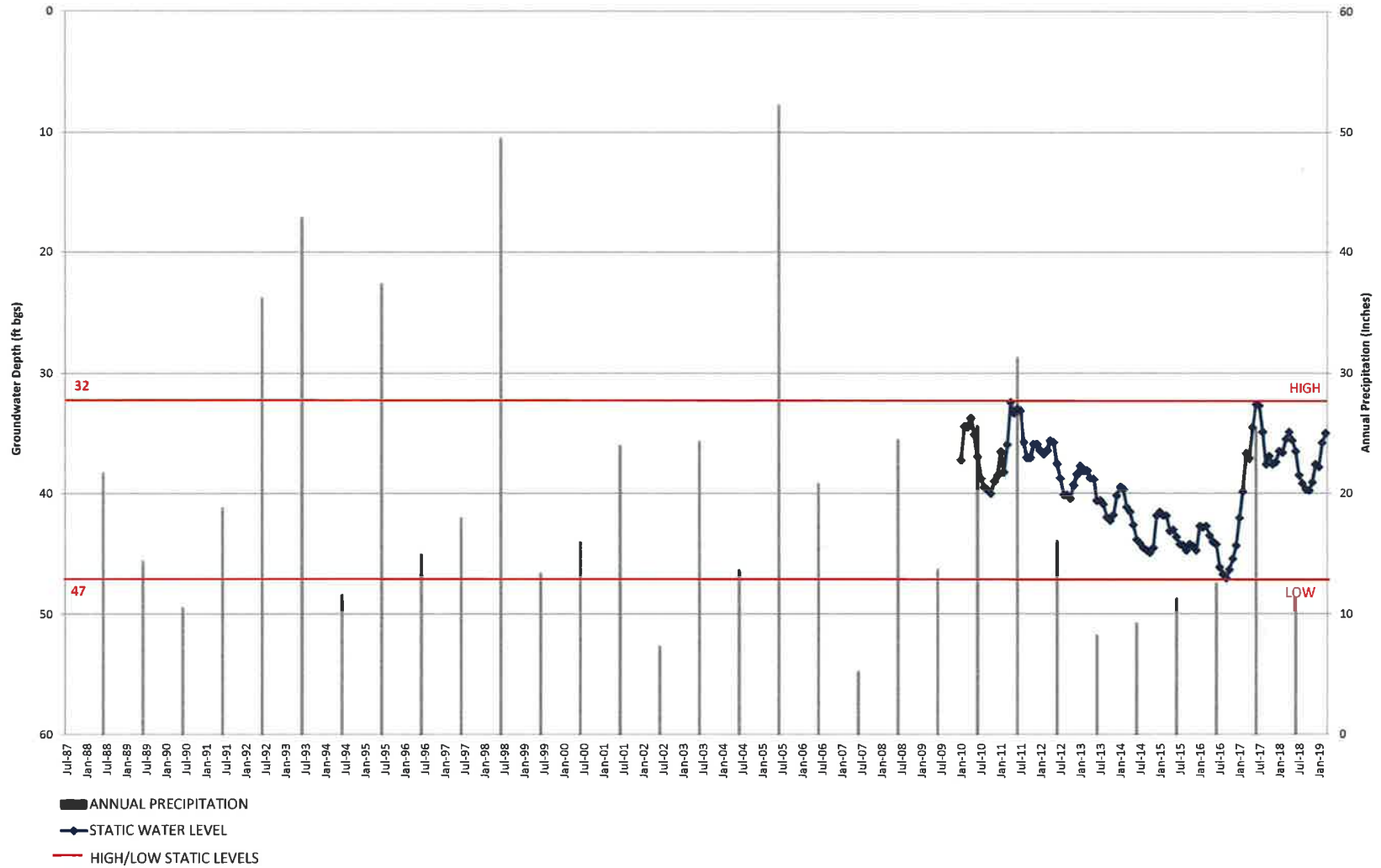
SCV WATER WELL C1
STATIC WATER LEVEL VS PRECIPITATION



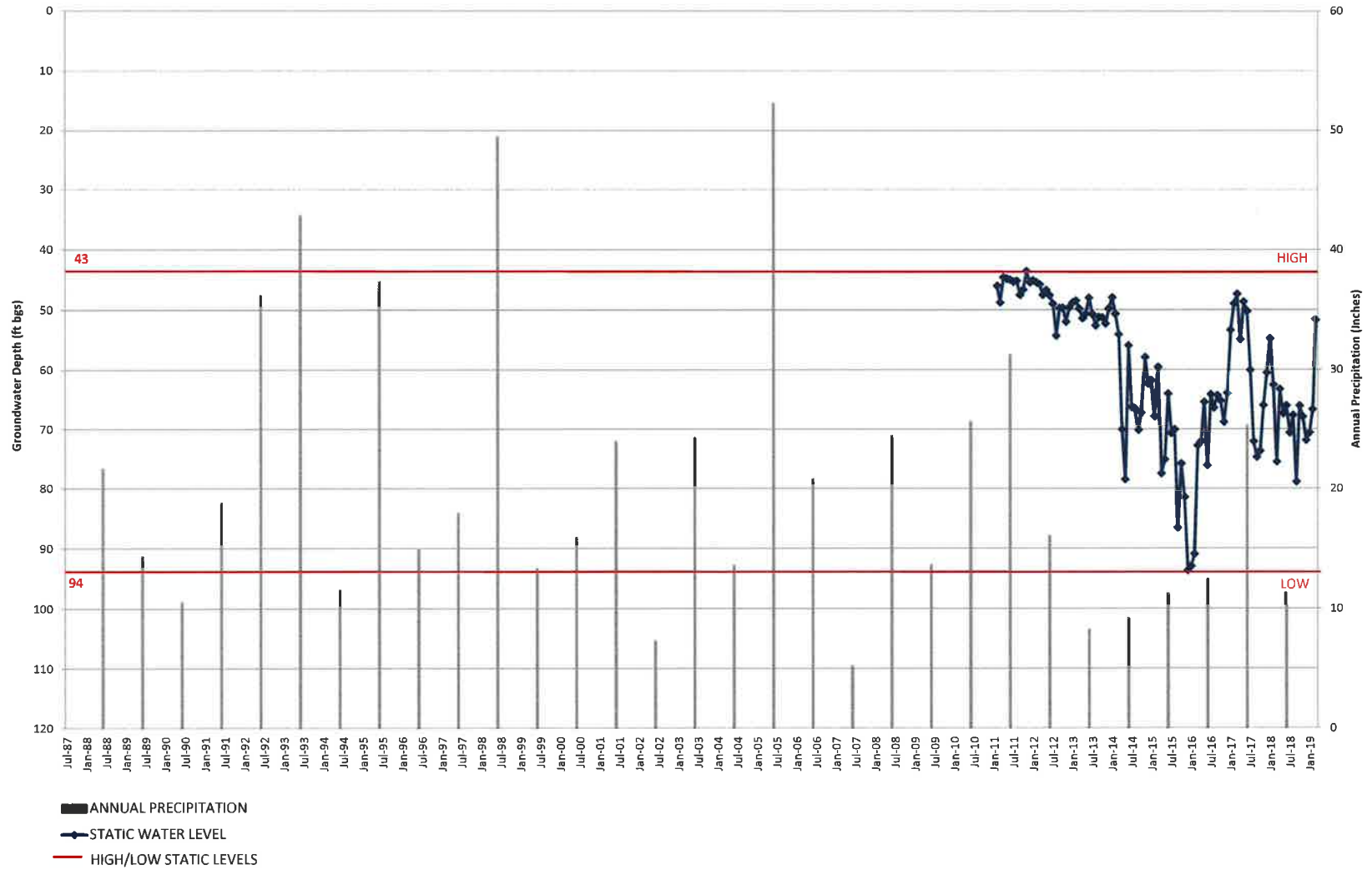
SCV WATER WELL D
 STATIC WATER LEVEL VS PRECIPITATION



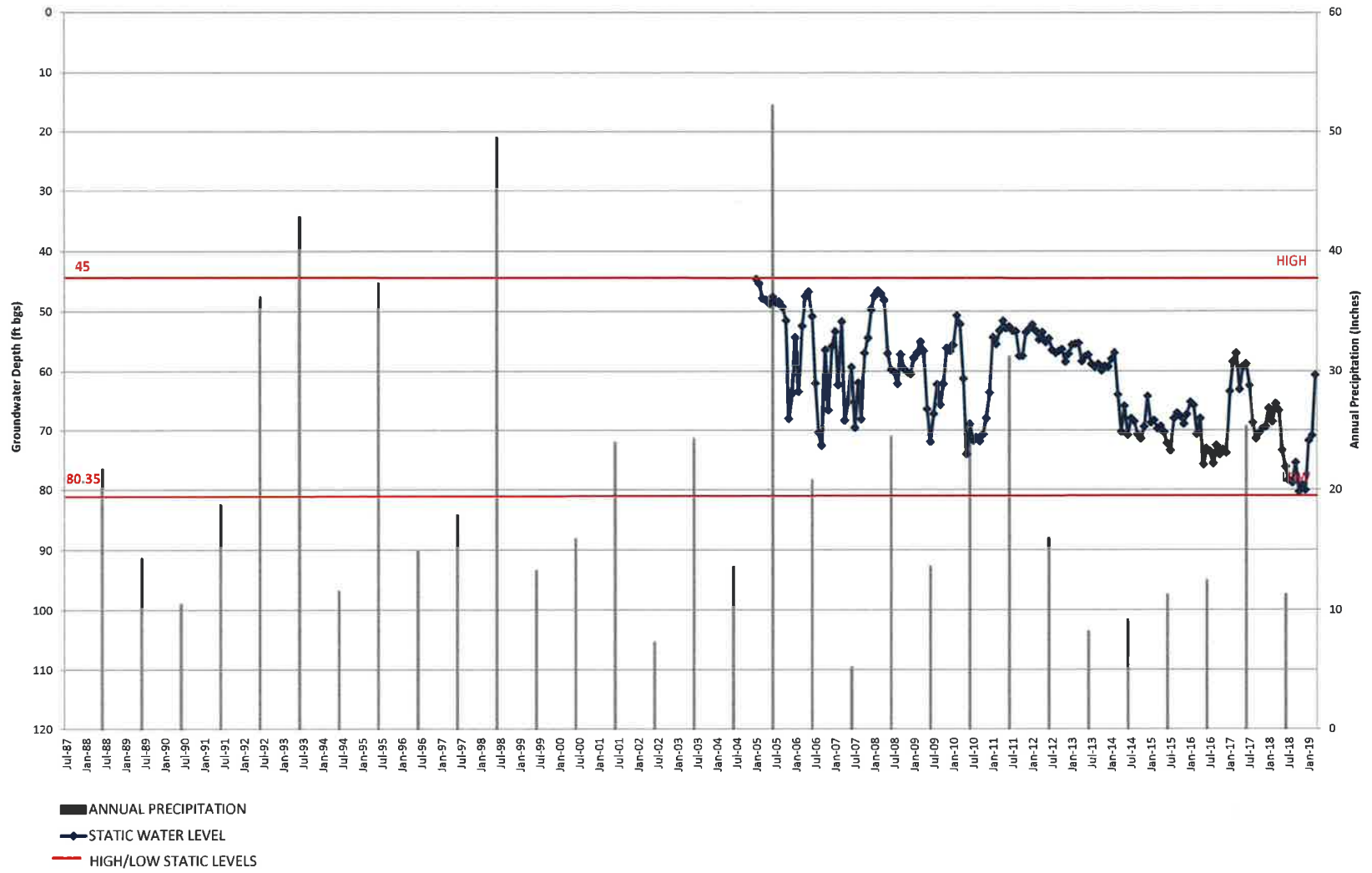
SCV WATER WELL E15
STATIC WATER LEVEL VS. PRECIPITATION



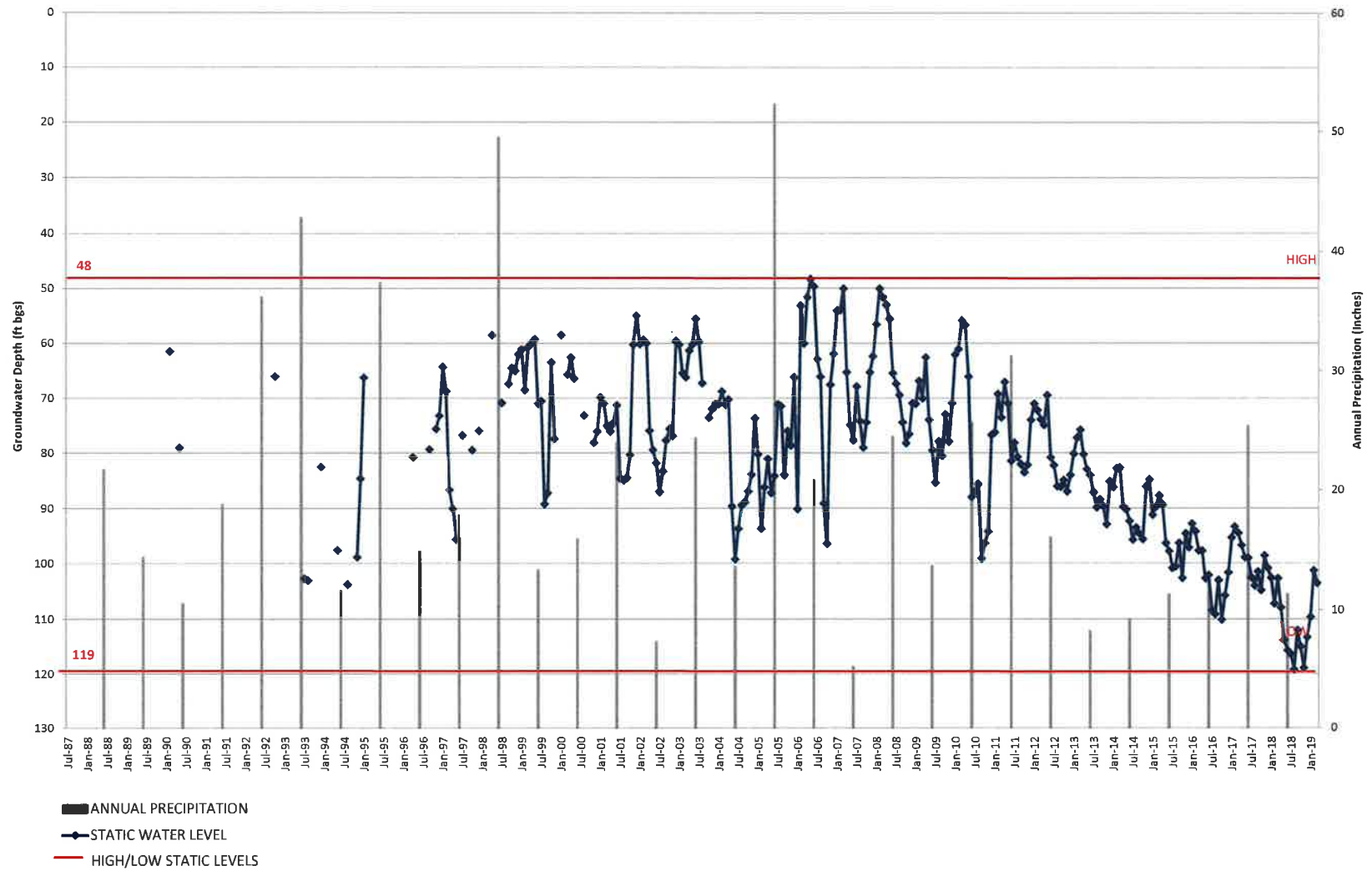
SCV WATER WELL 207
STATIC WATER LEVEL VS PRECIPITATION



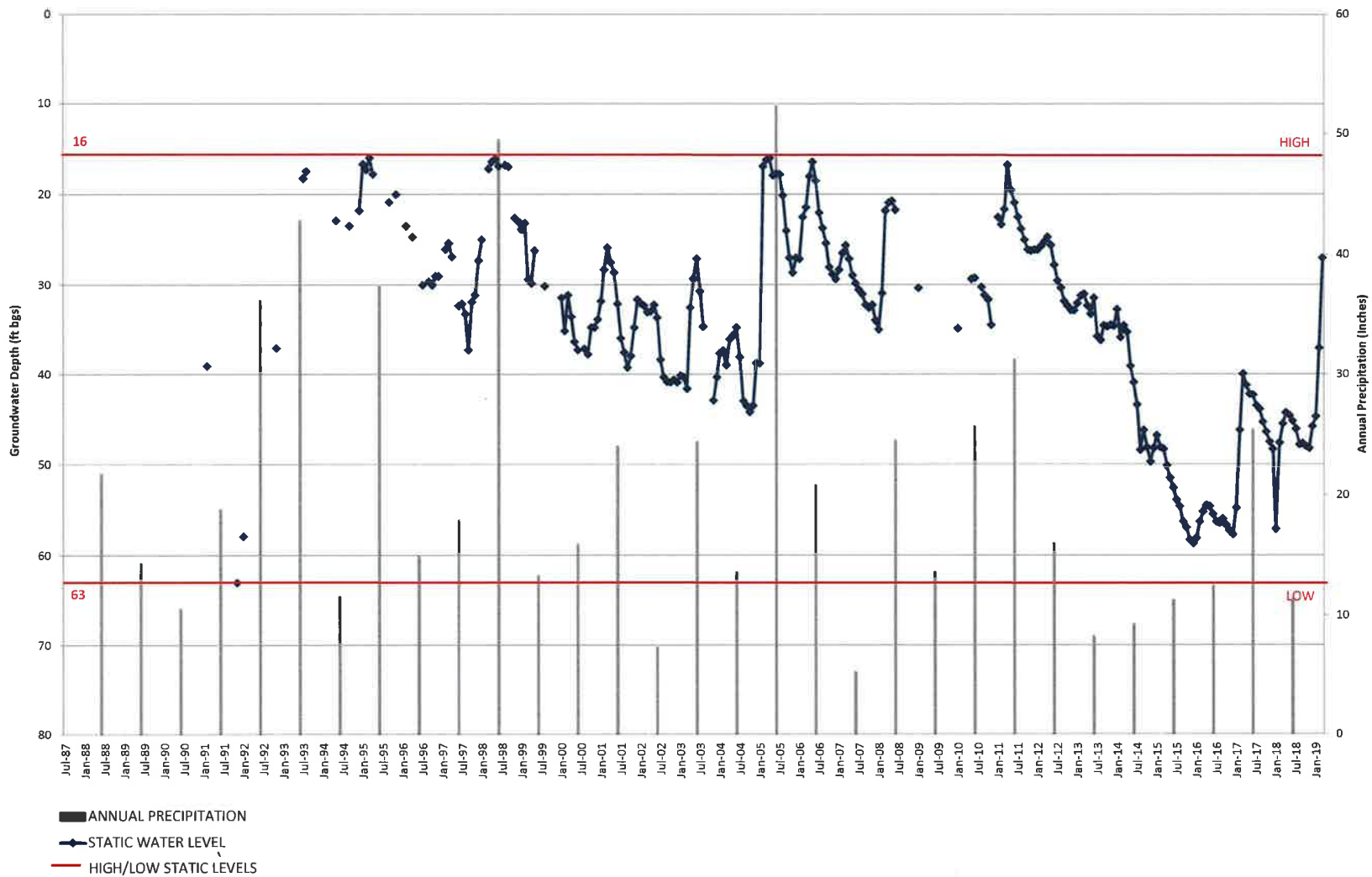
SCV WATER WELL 206
STATIC WATER LEVEL VS PRECIPITATION



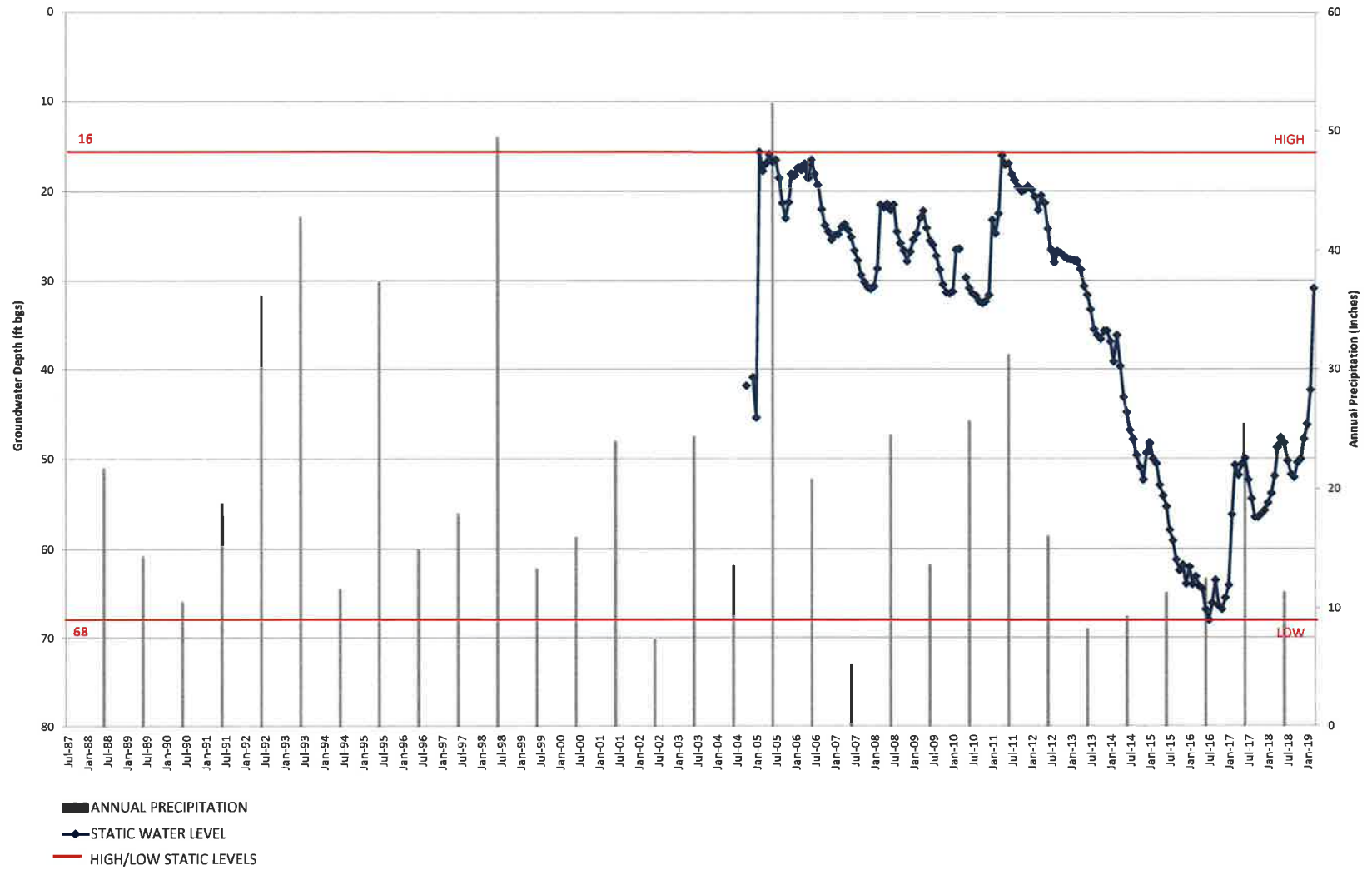
SCV WATER WELL 160
STATIC WATER LEVEL VS PRECIPITATION



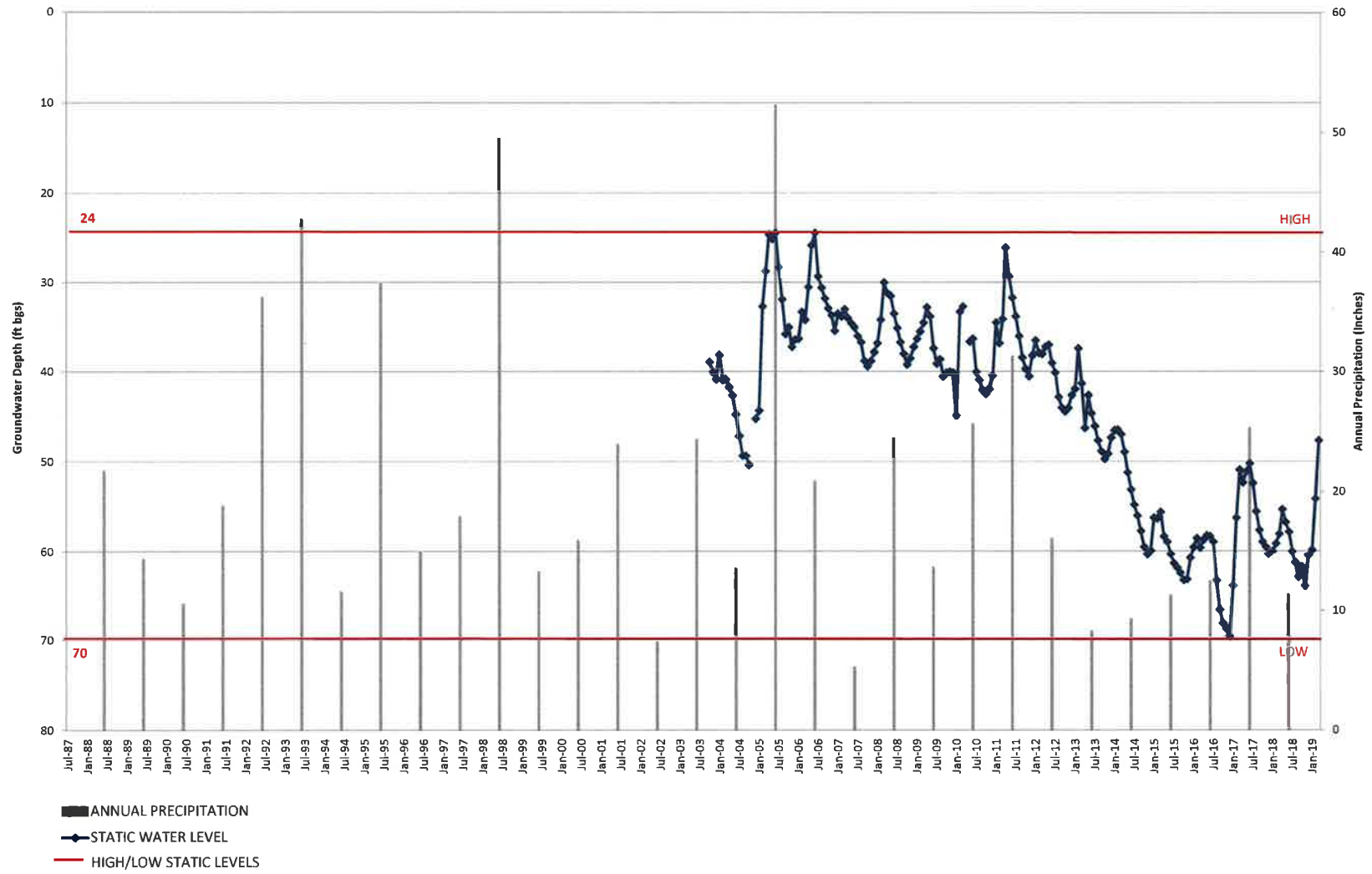
SCV WATER WELL W9
STATIC WATER LEVEL VS PRECIPITATION



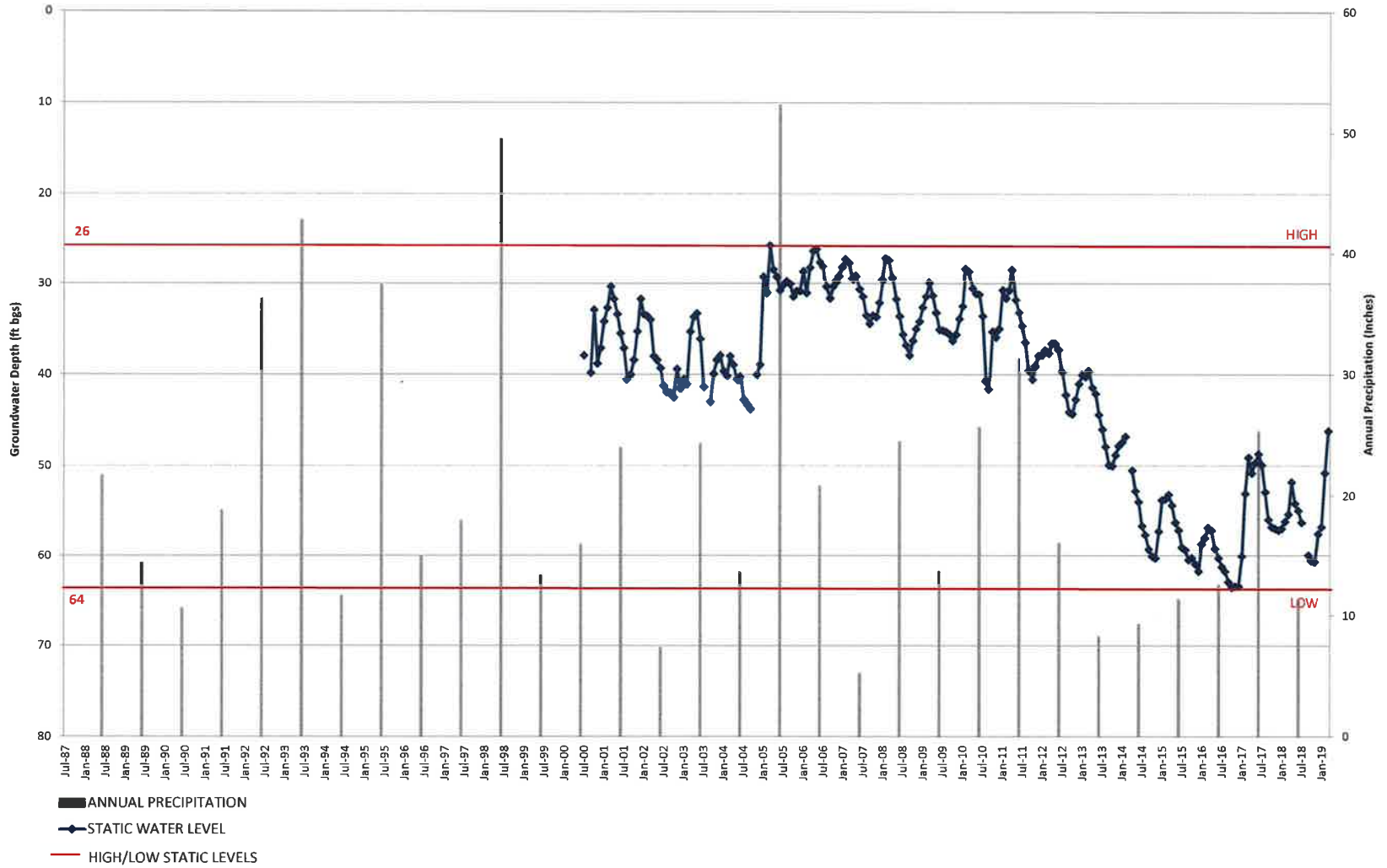
SCV WATER WELL W11
STATIC WATER LEVEL PRECIPITATION



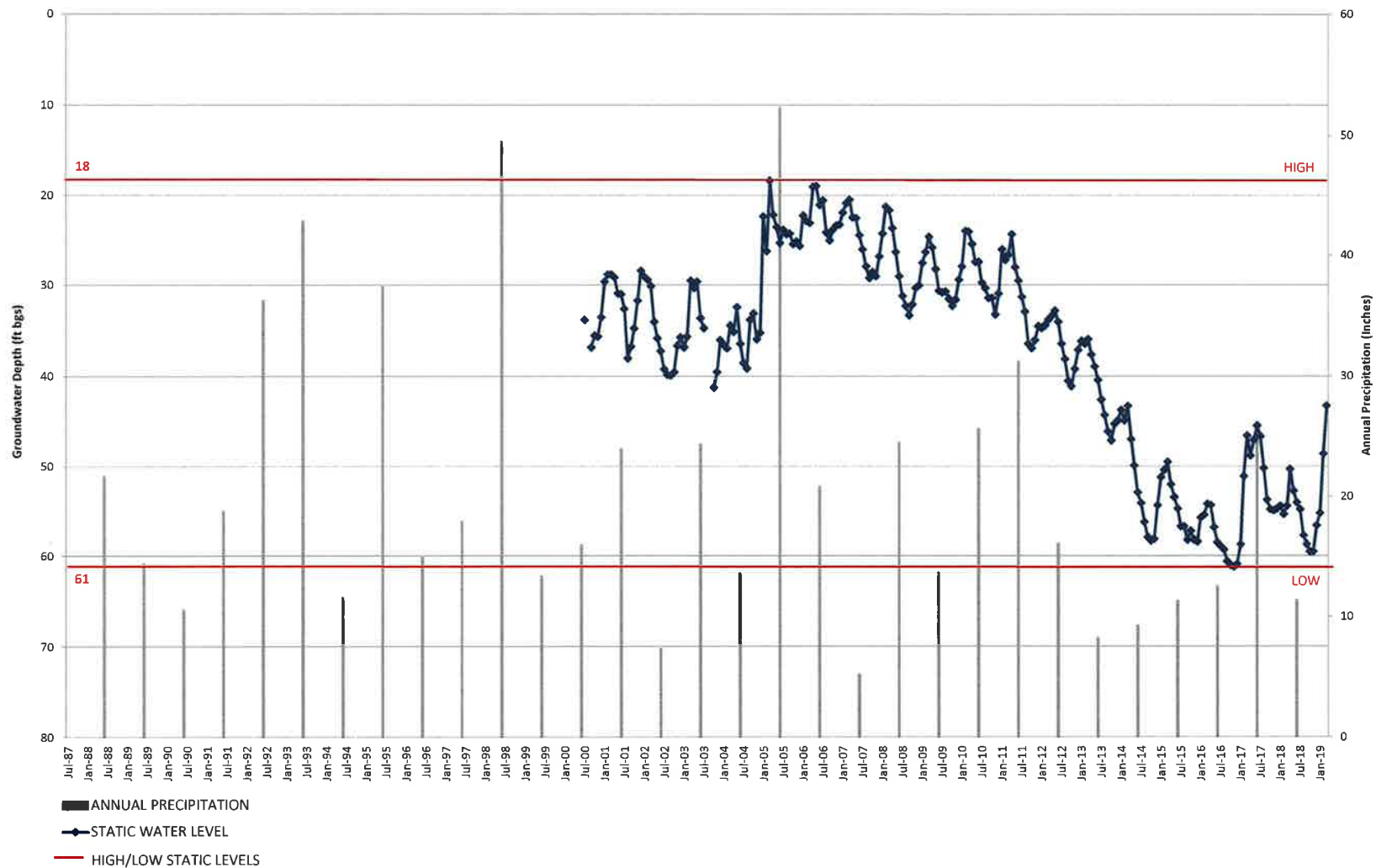
SCV WATER WELL W10
STATIC WATER LEVEL VS PRECIPITATION



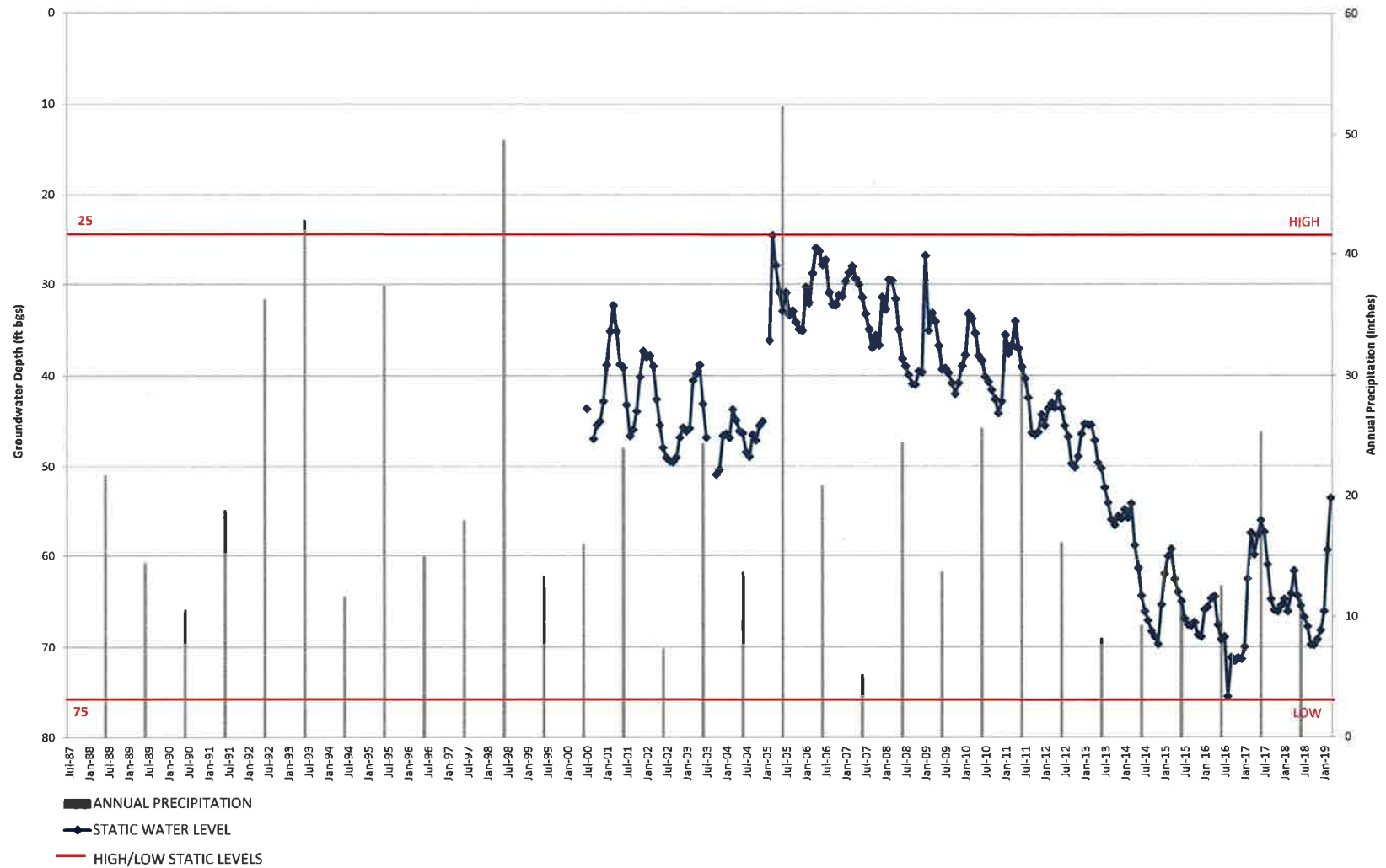
SCV WATER WELL S6
STATIC WATER LEVEL VS PRECIPITATION



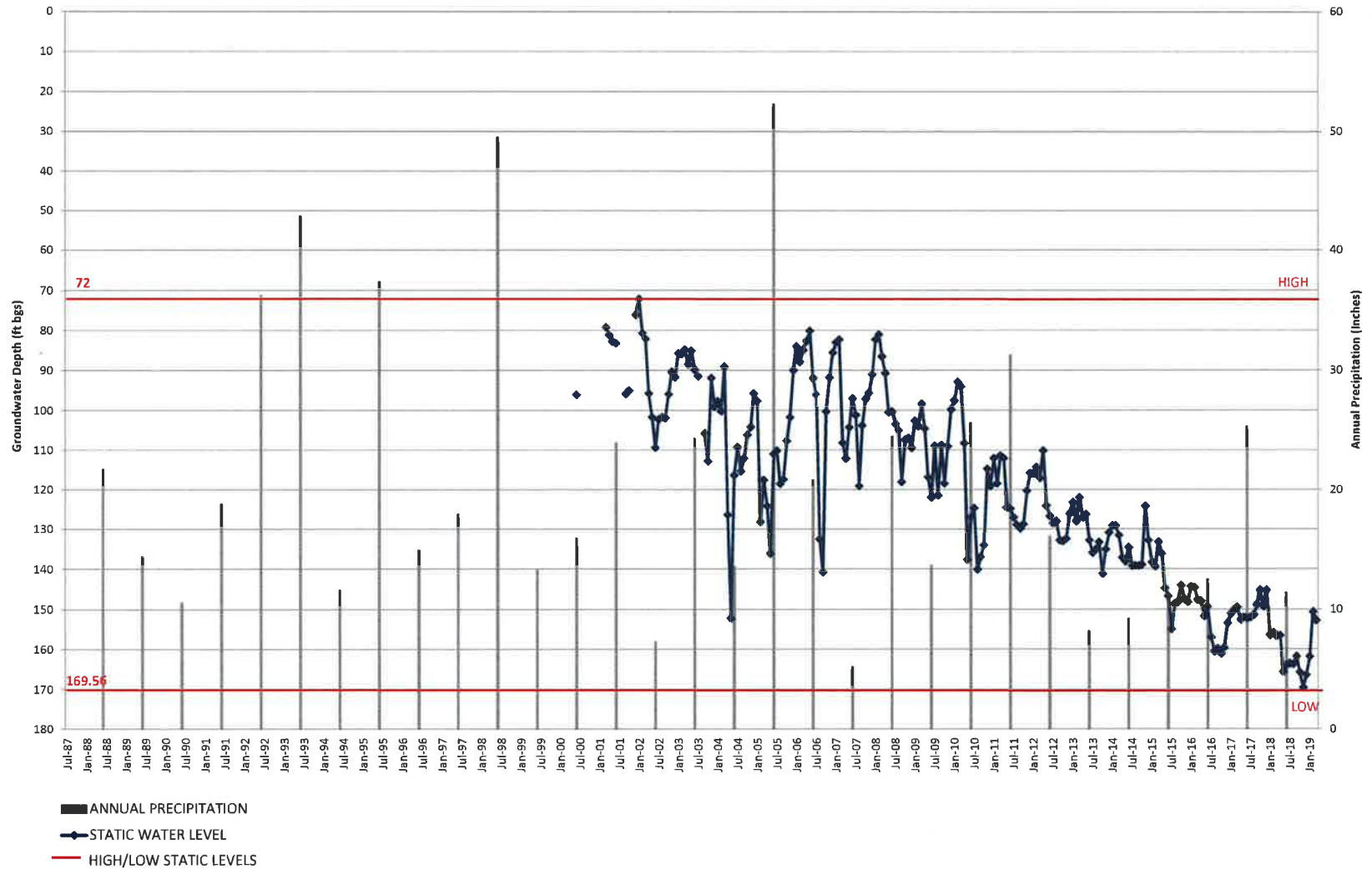
SCV WATER WELL S7
STATIC WATER LEVEL VS PRECIPITATION



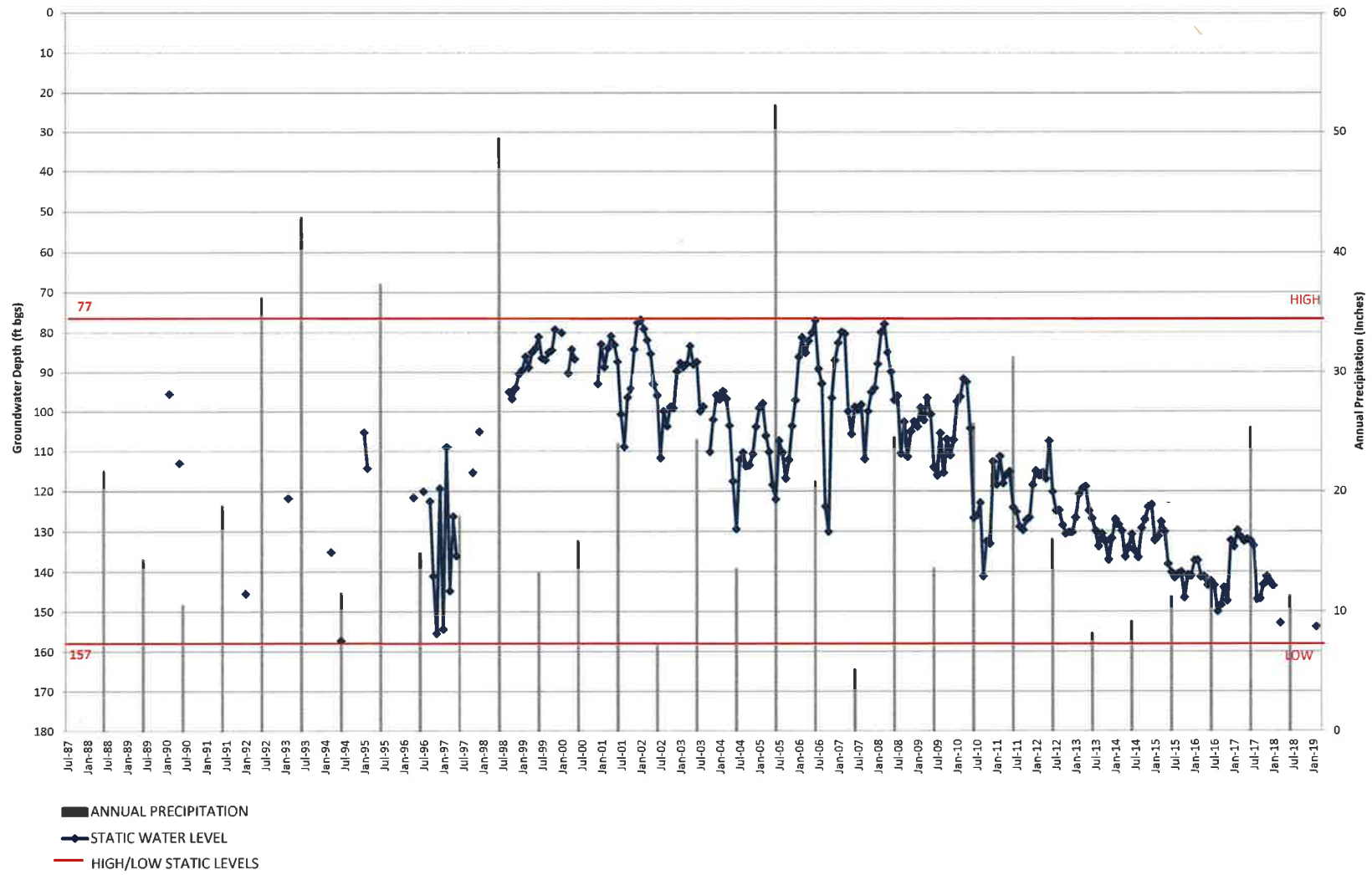
SCV WATER WELL S8
STATIC WATER LEVEL VS PRECIPITATION



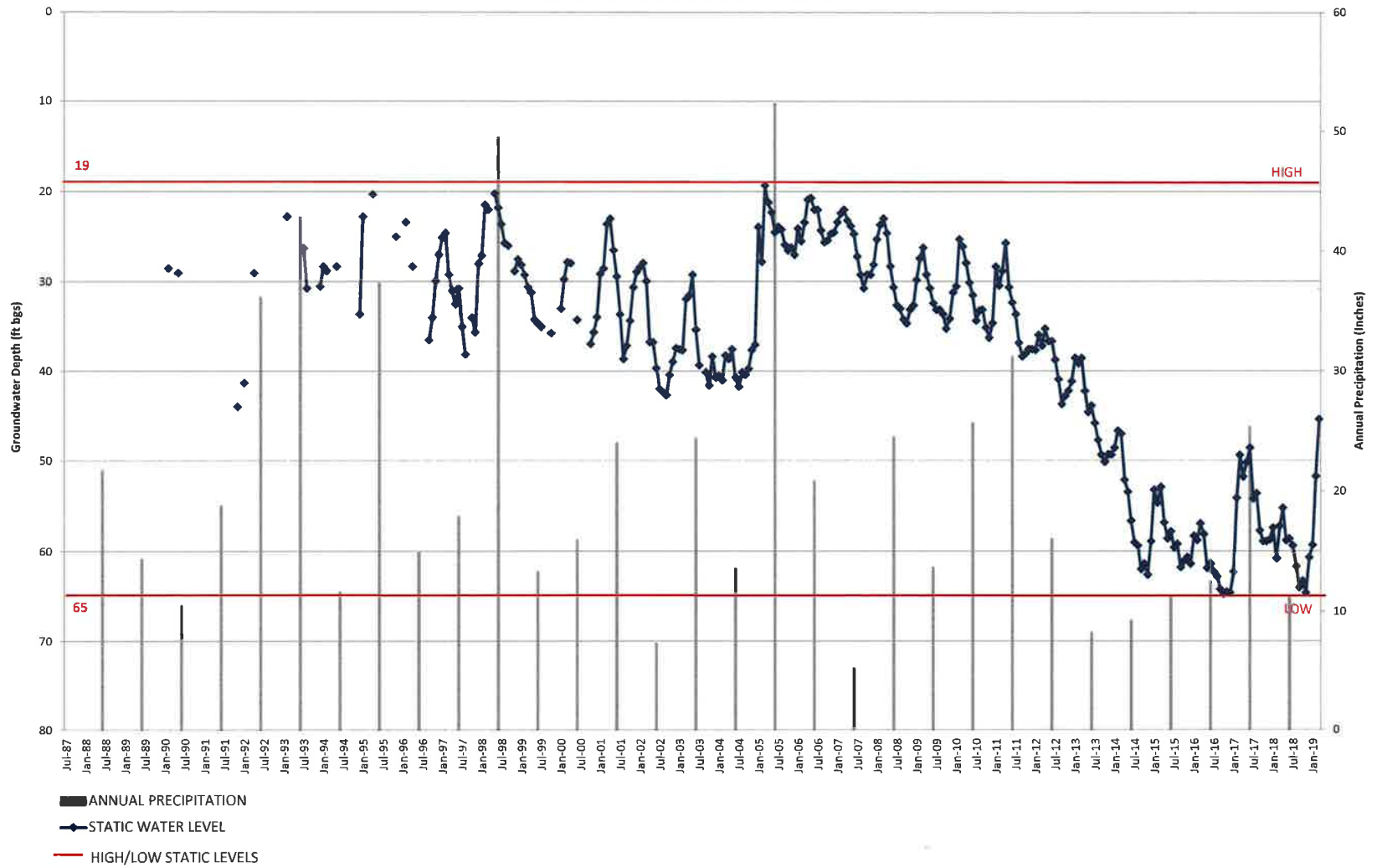
SCV WATER WELL 205
STATIC WATER LEVEL VS PRECIPITATION



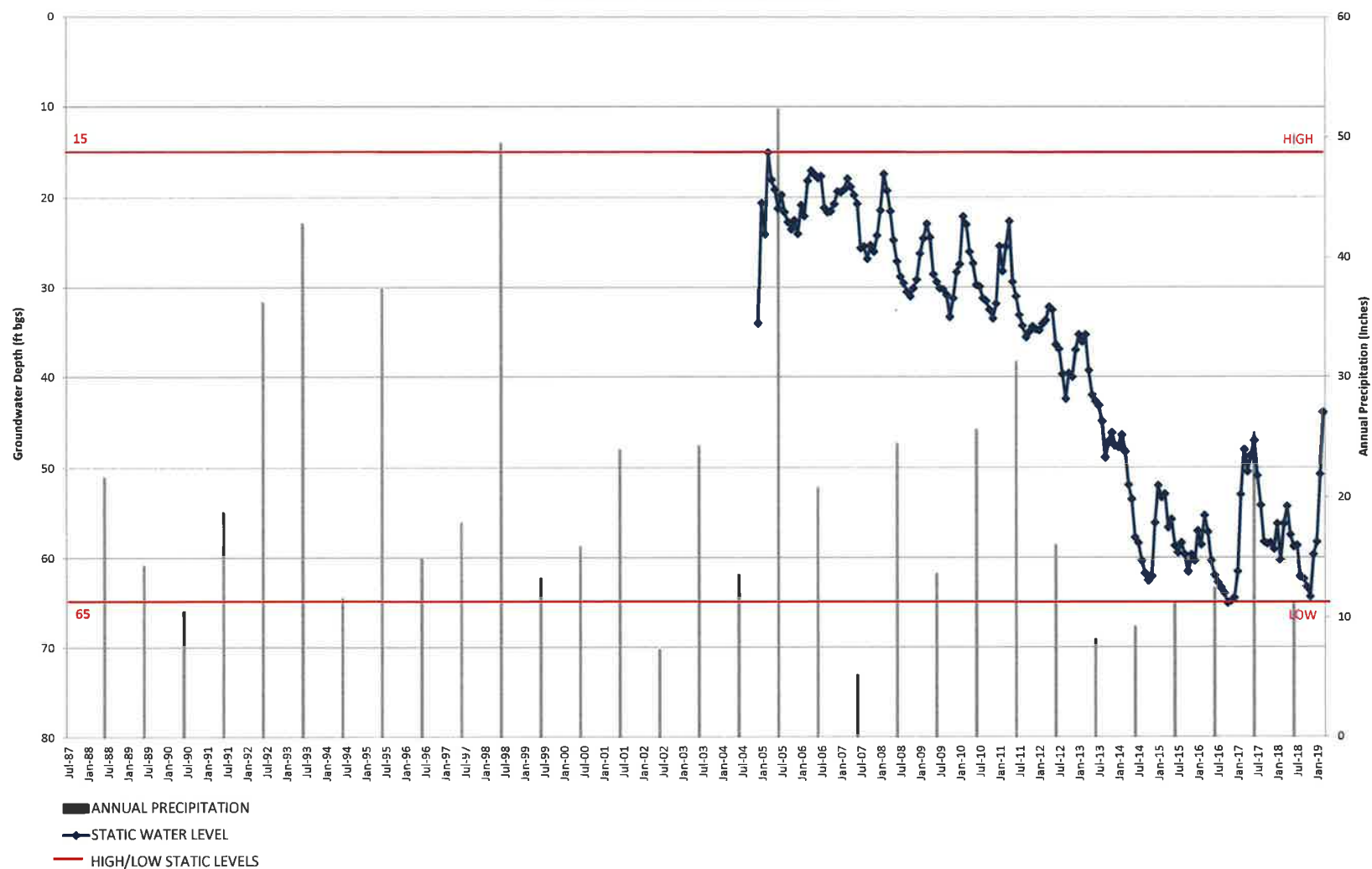
SCV WATER WELL 201
STATIC WATER LEVEL VS PRECIPITATION



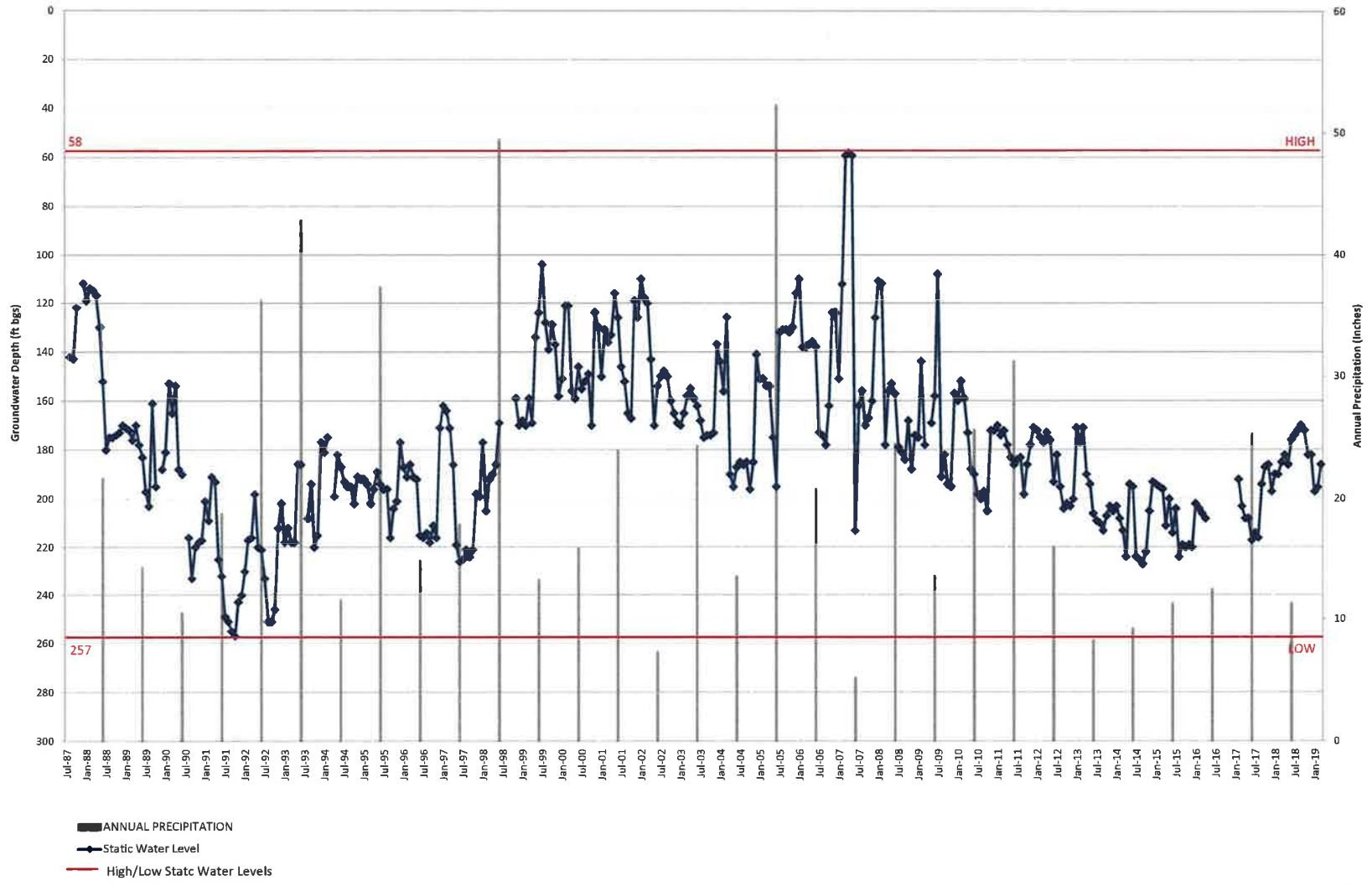
SCV WATER WELL N
STATIC WATER LEVEL VS PRECIPITATION



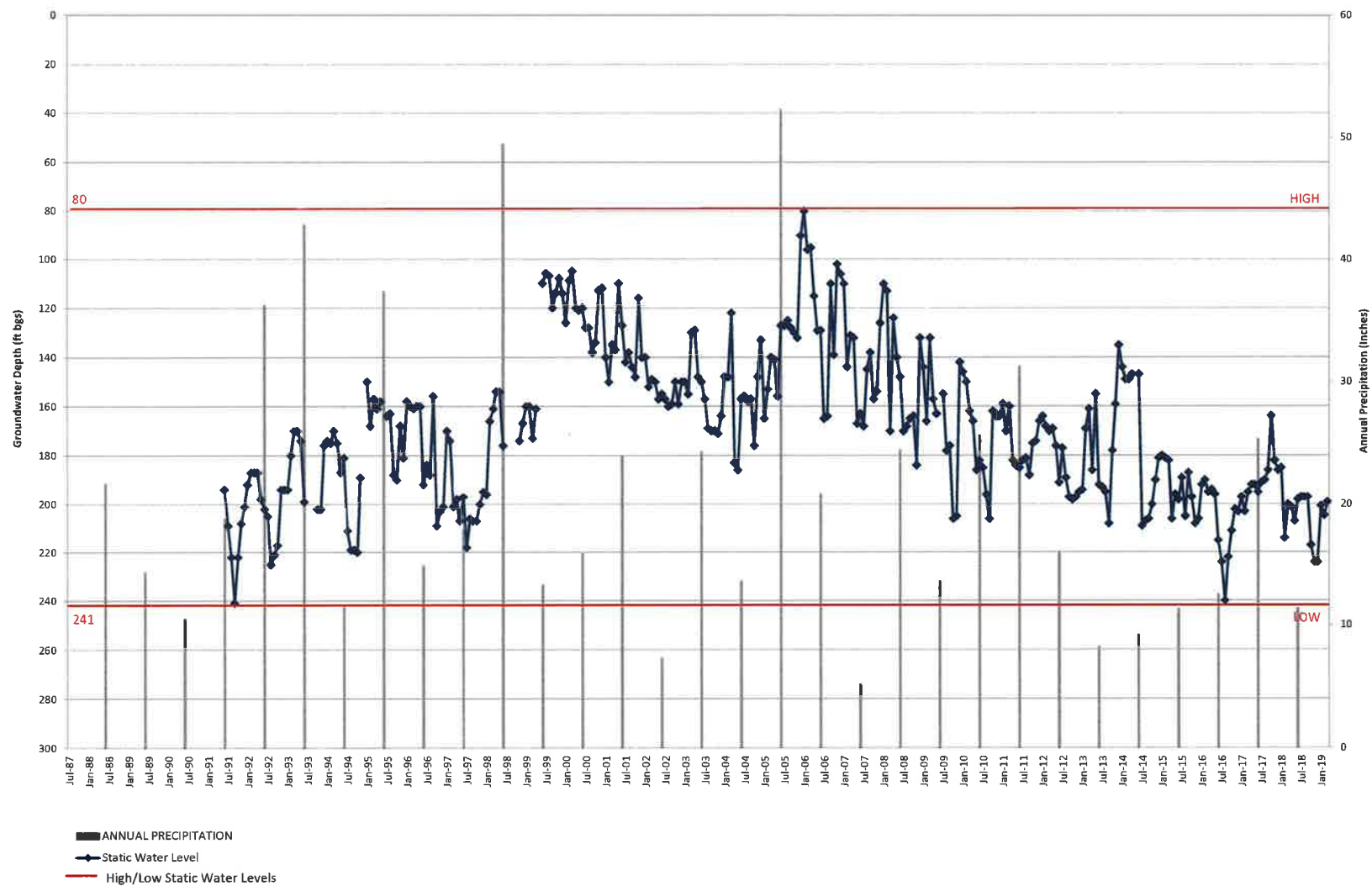
SCV WATER WELL N7
STATIC WATER LEVEL VS PRECIPITATION



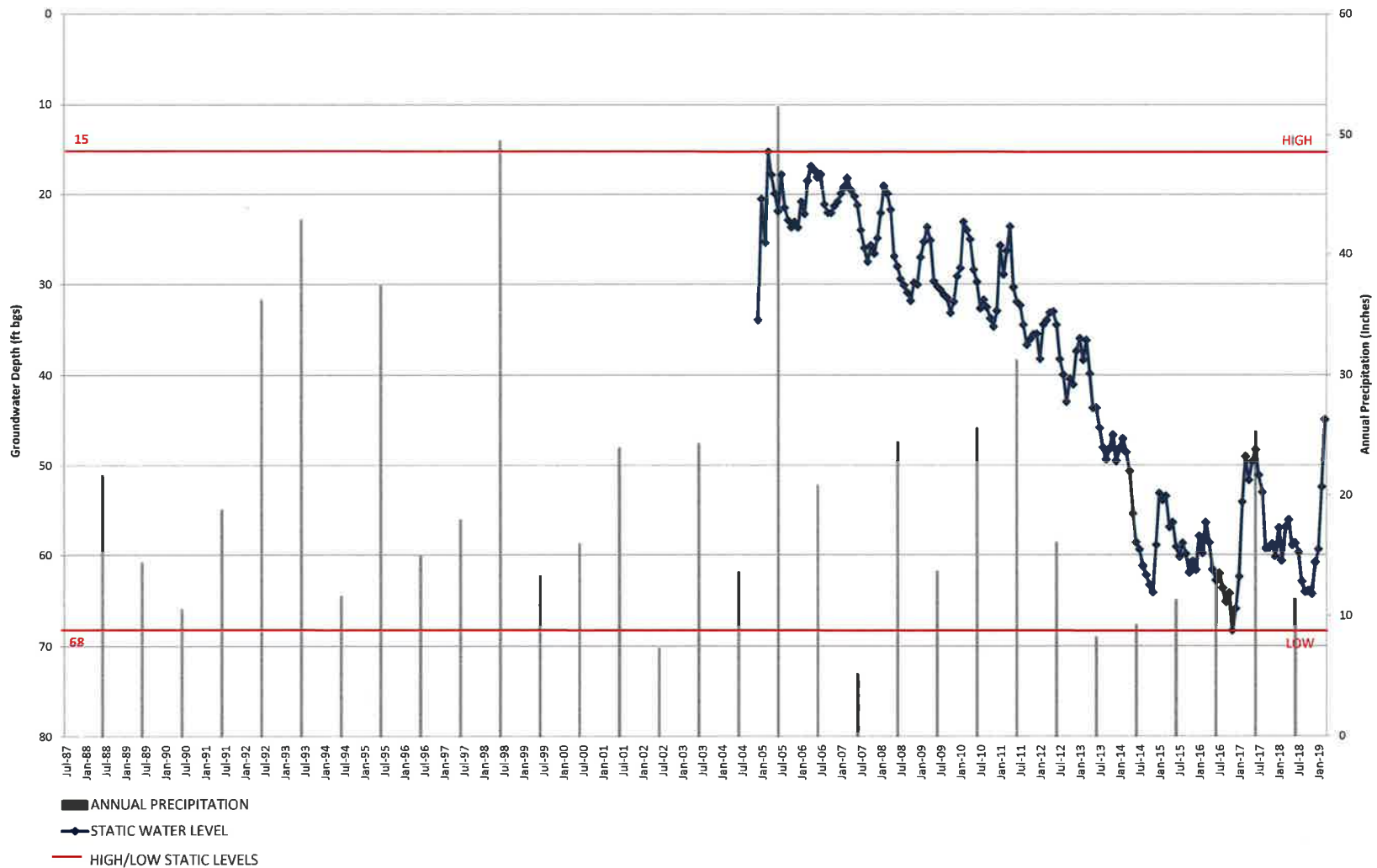
SCV WATER WELL N12
STATIC WATER LEVEL VS PRECIPITATION



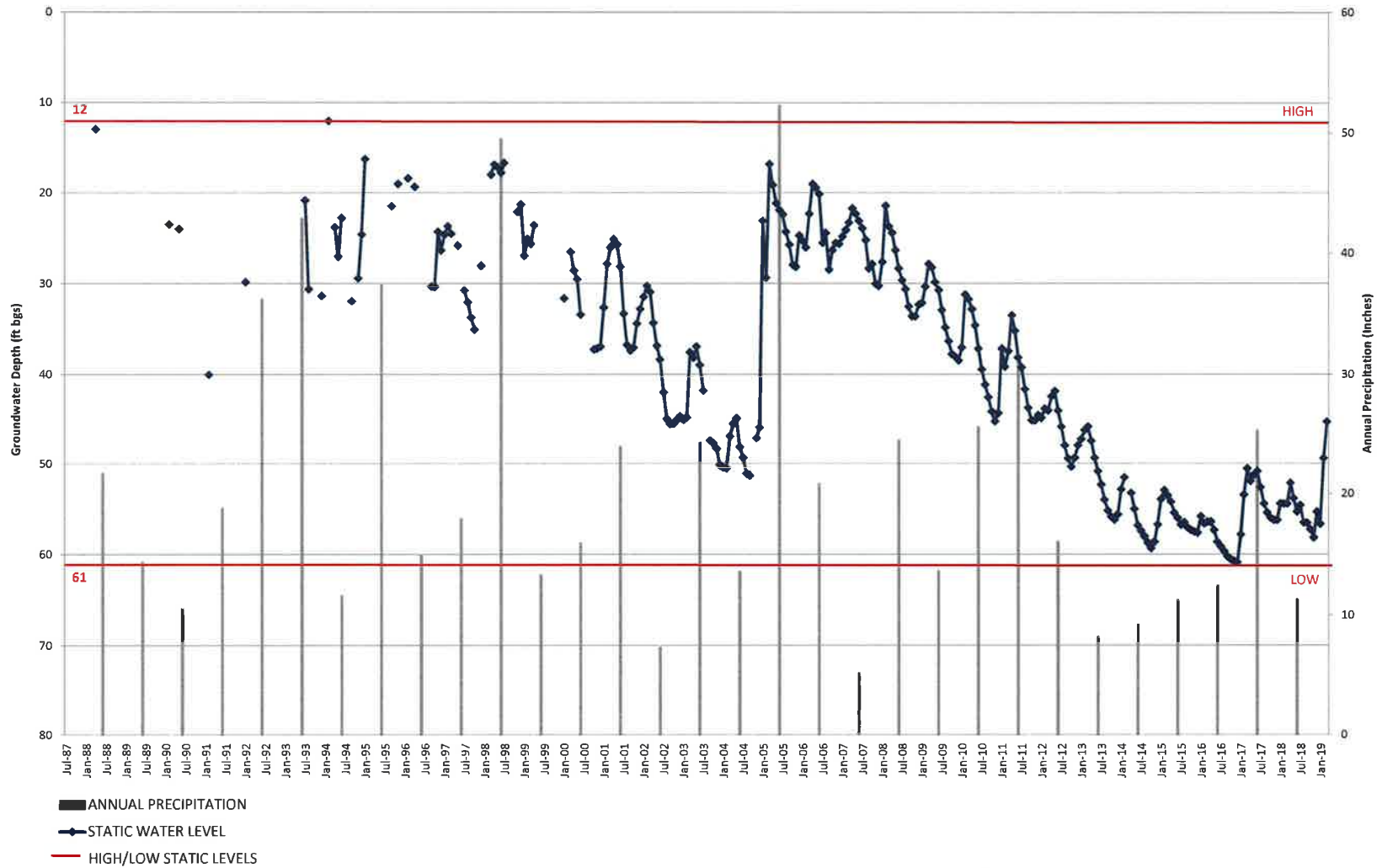
SCV WATER WELL N13
 STATIC WATER LEVEL VS PRECIPITATION



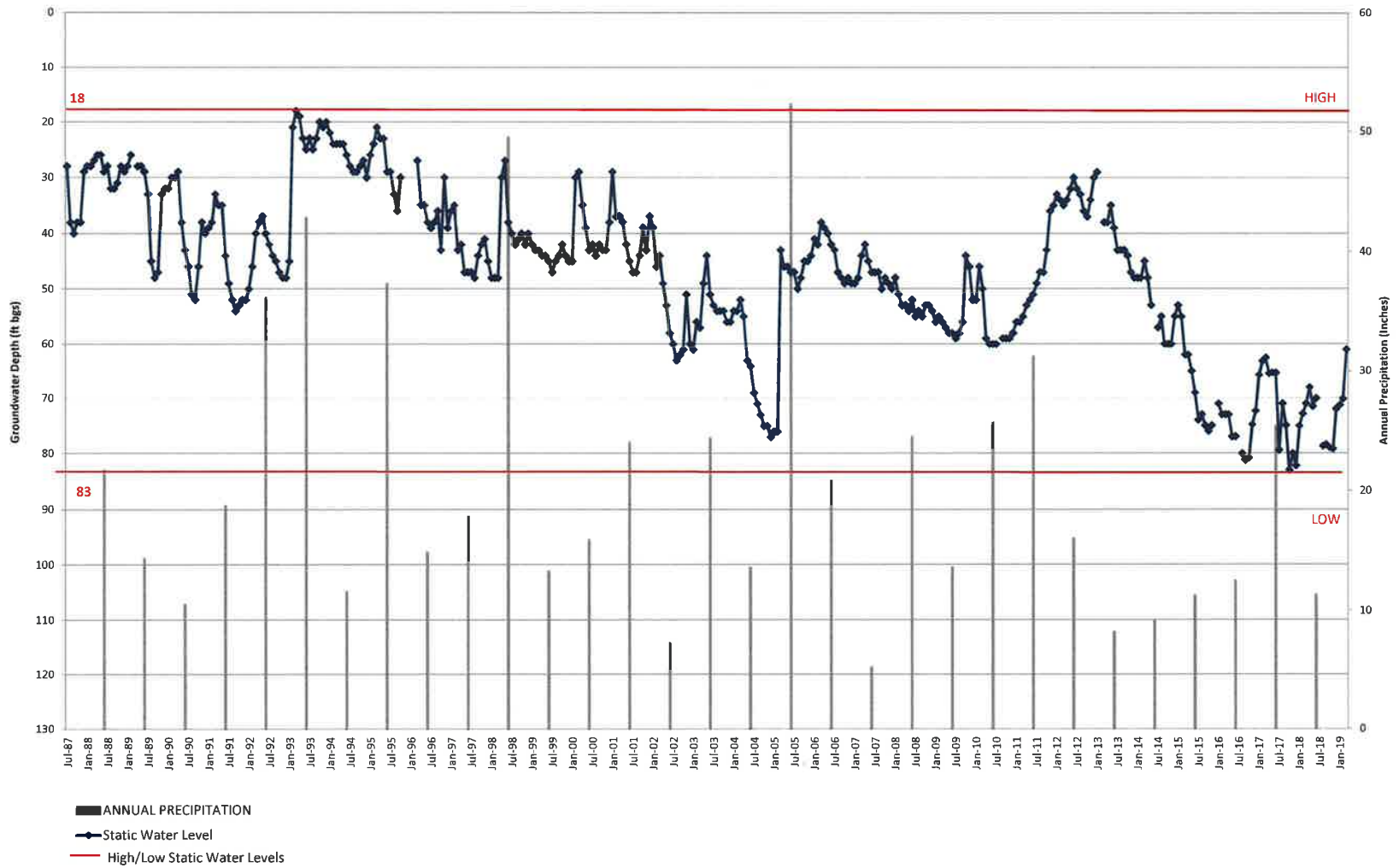
SCV WATER WELL N8
STATIC WATER LEVEL VS PRECIPITATION



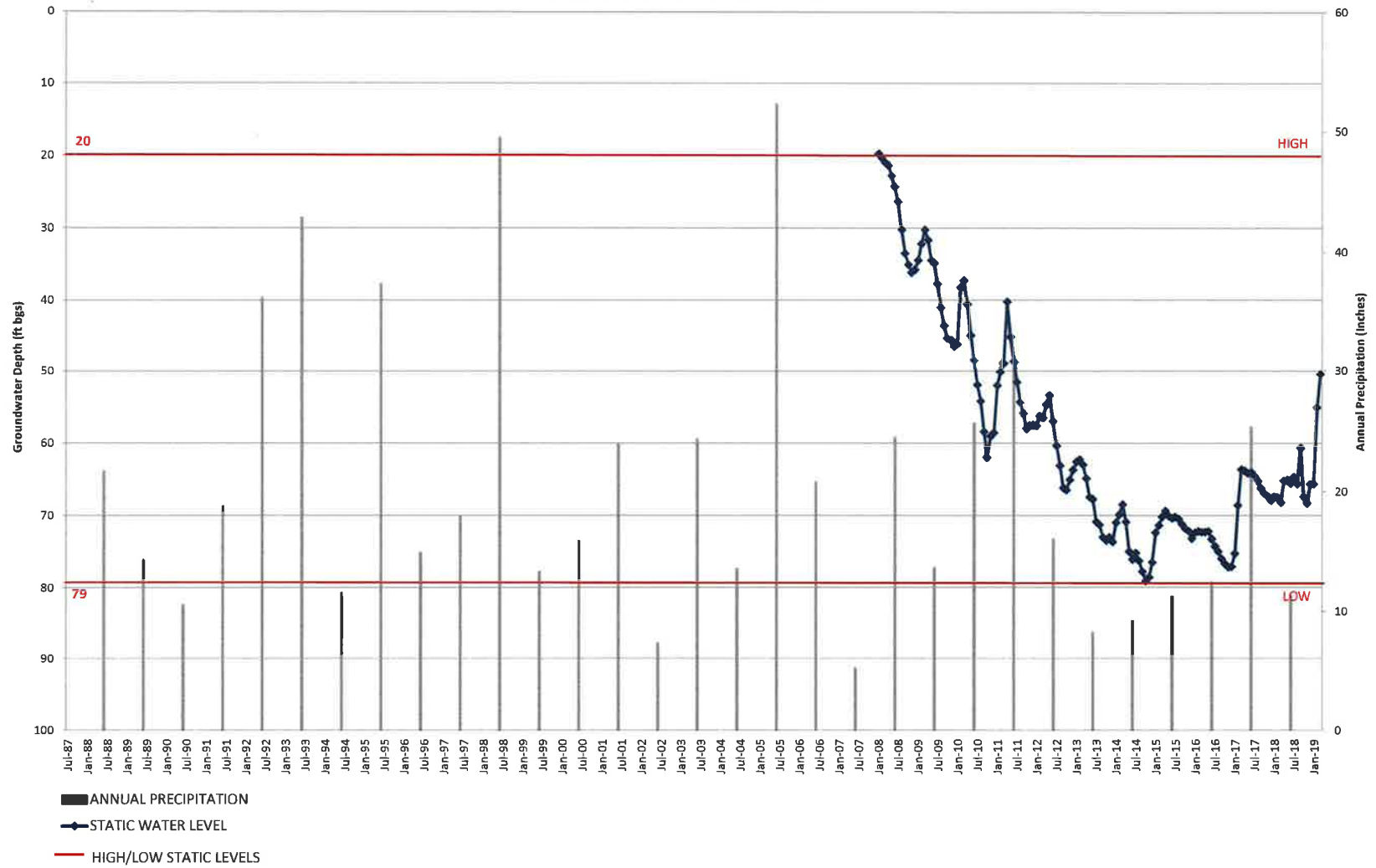
SCV WATER WELL Q2
STATIC WATER LEVEL VS PRECIPITATION



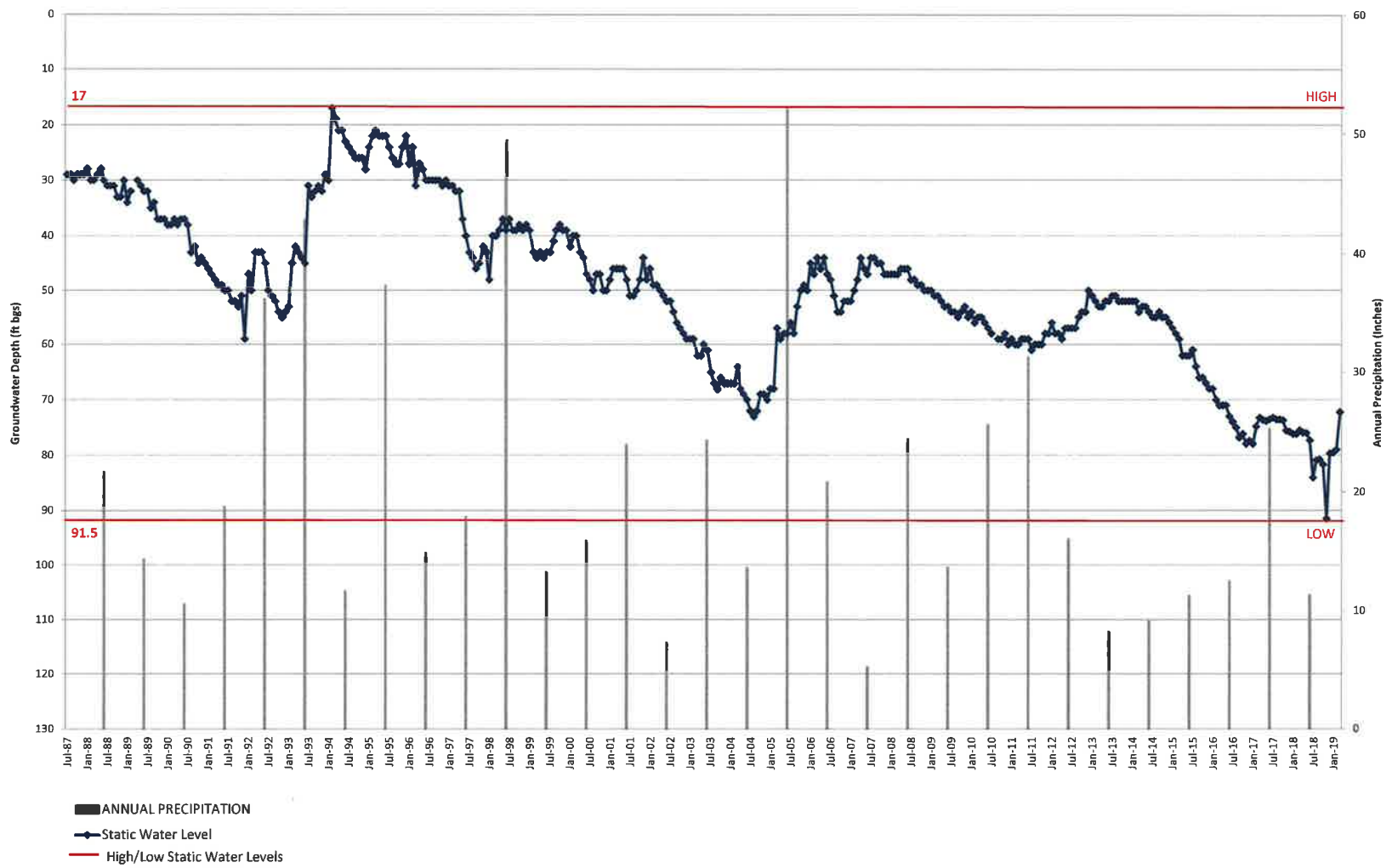
SCV WATER WELL GUIDA #14
STATIC WATER LEVEL VS PRECIPITATION



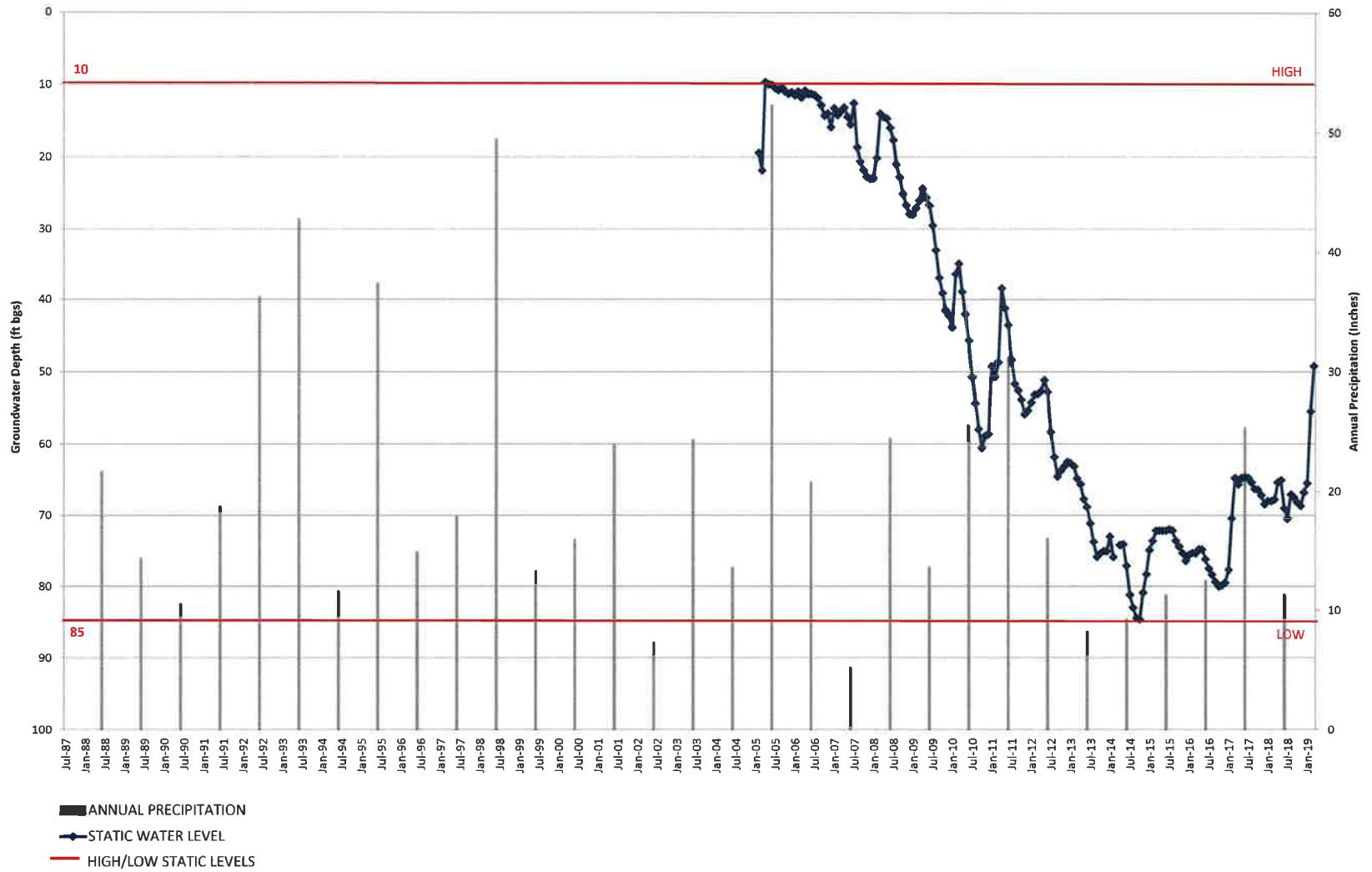
SCV WATER WELL T7
STATIC WATER LEVEL VS PRECIPITATION



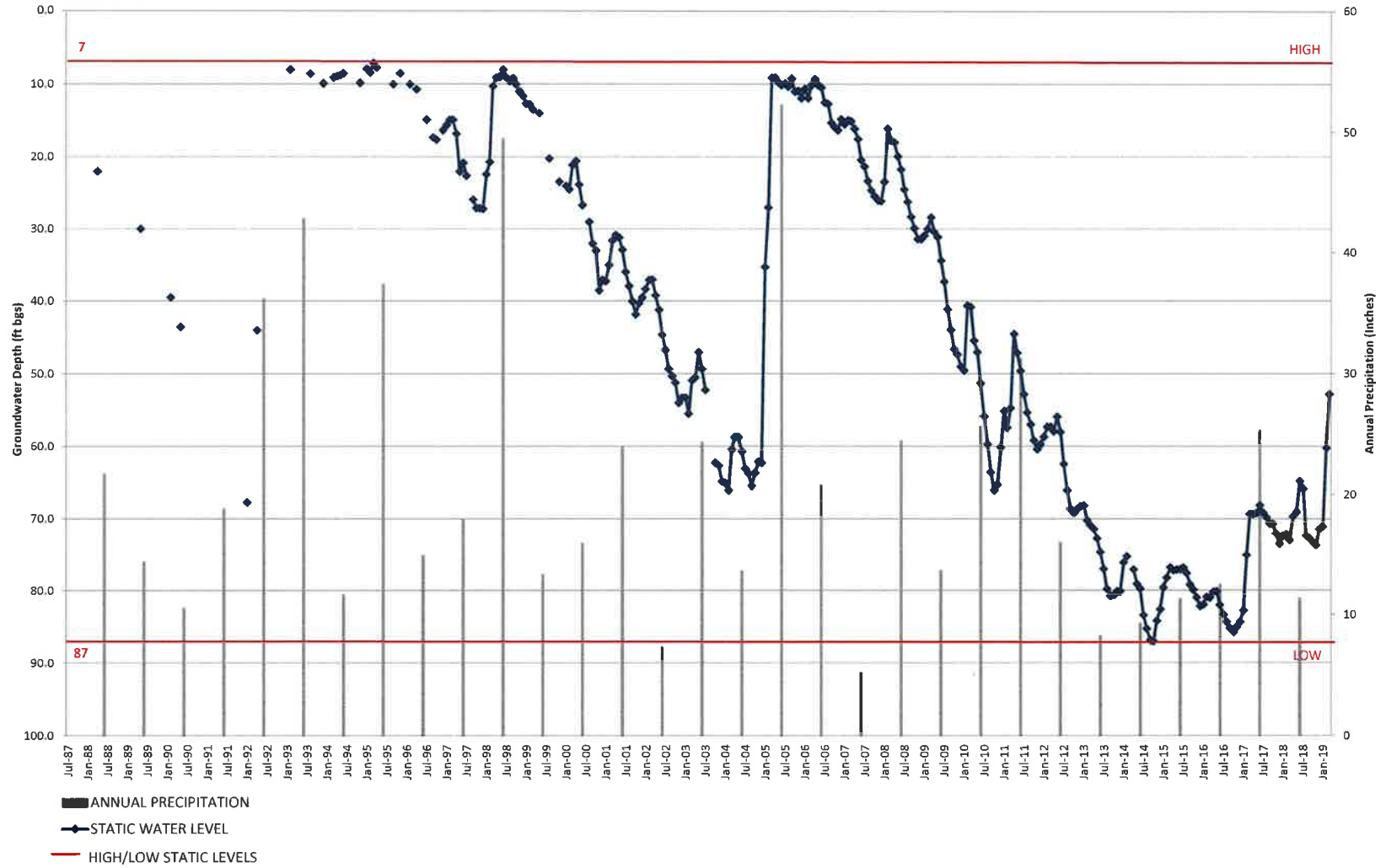
SCV WATER WELL CLARK #15
STATIC WATER LEVEL VS PRECIPITATION



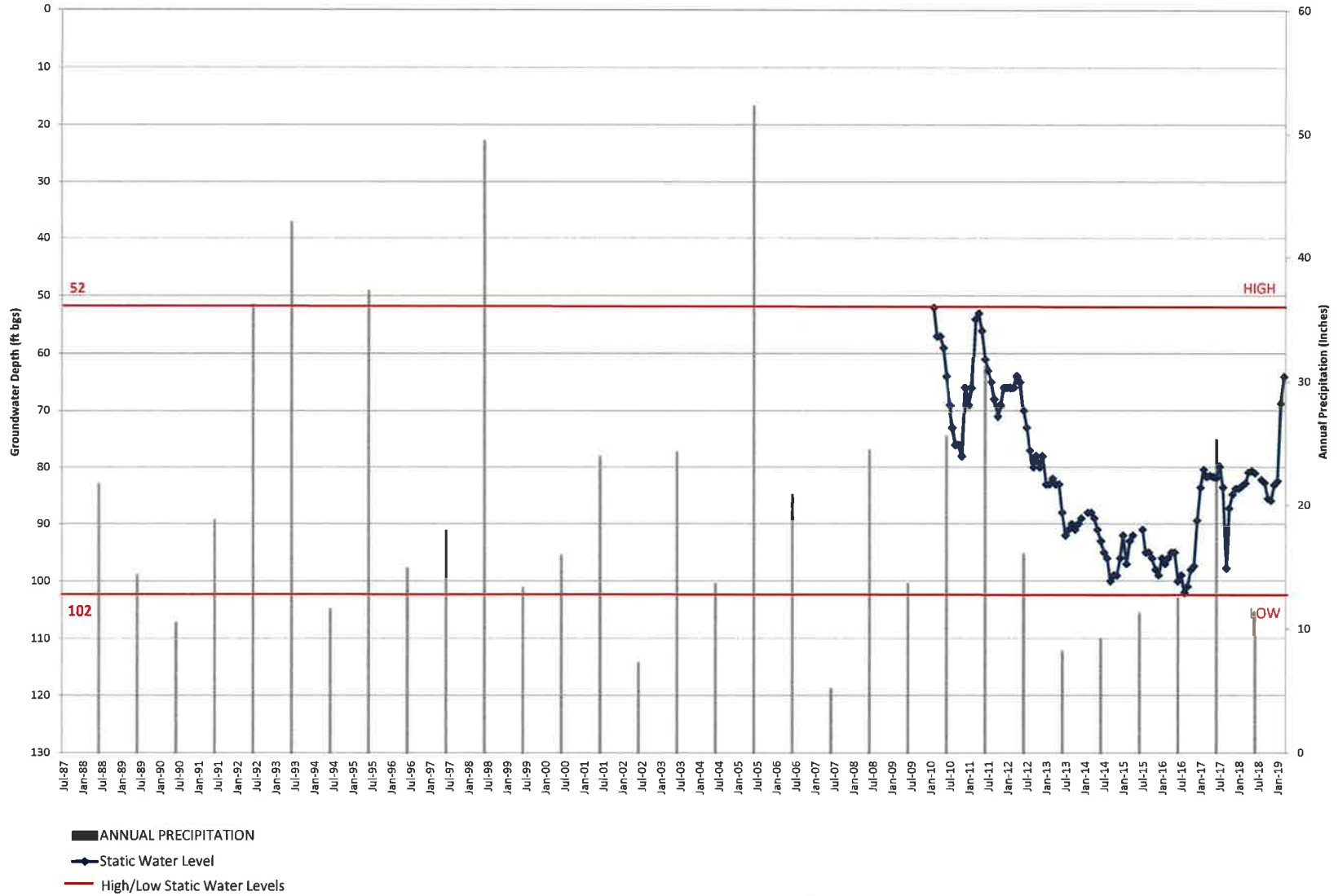
SCV WATER WELL U6
STATIC WATER LEVEL VS PRECIPITATION



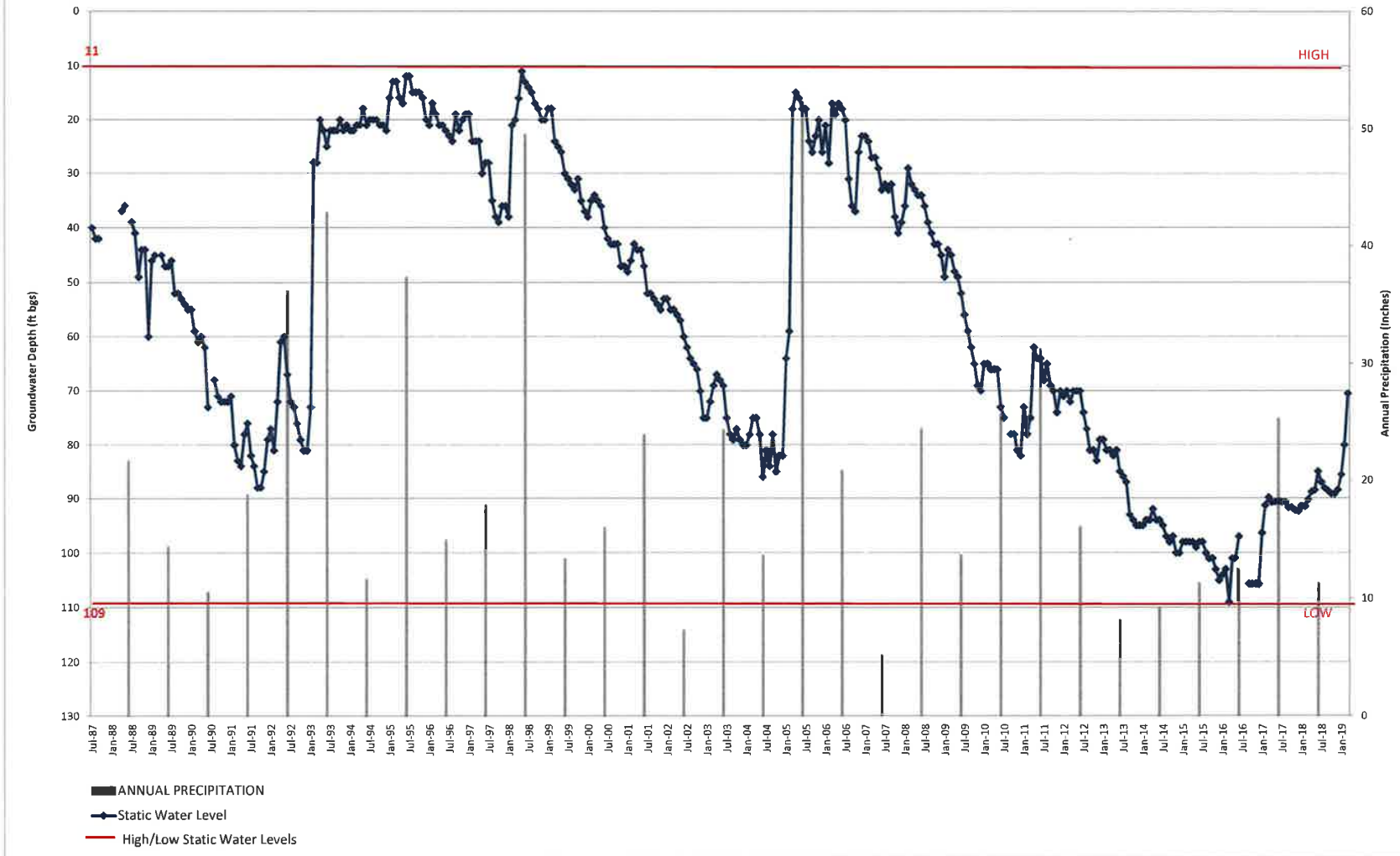
SCV WATER WELL U4
STATIC WATER LEVEL VS PRECIPITATION



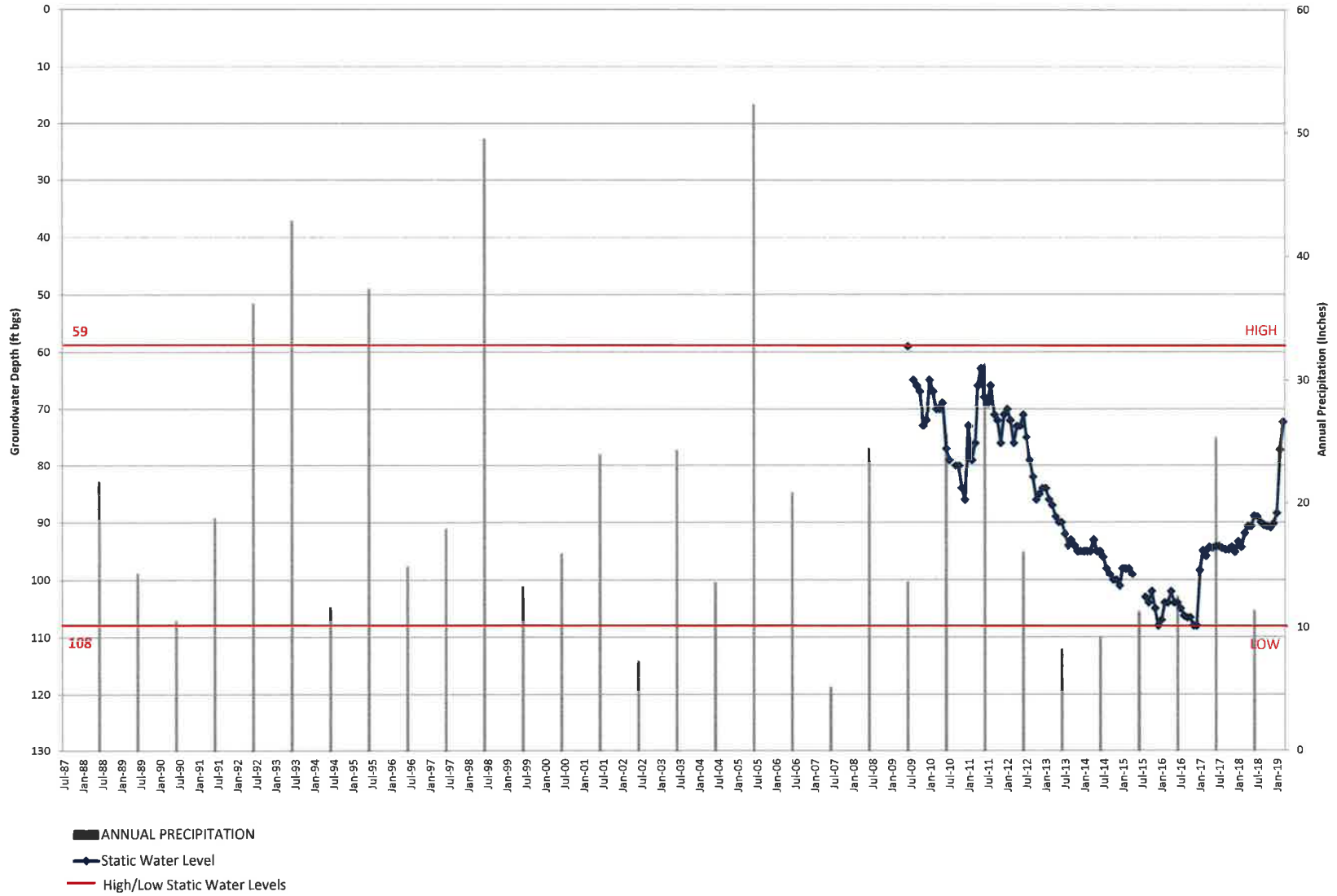
**SCV WATER WELL VALLEY CENTER
STATIC WATER LEVEL VS PRECIPITATION**



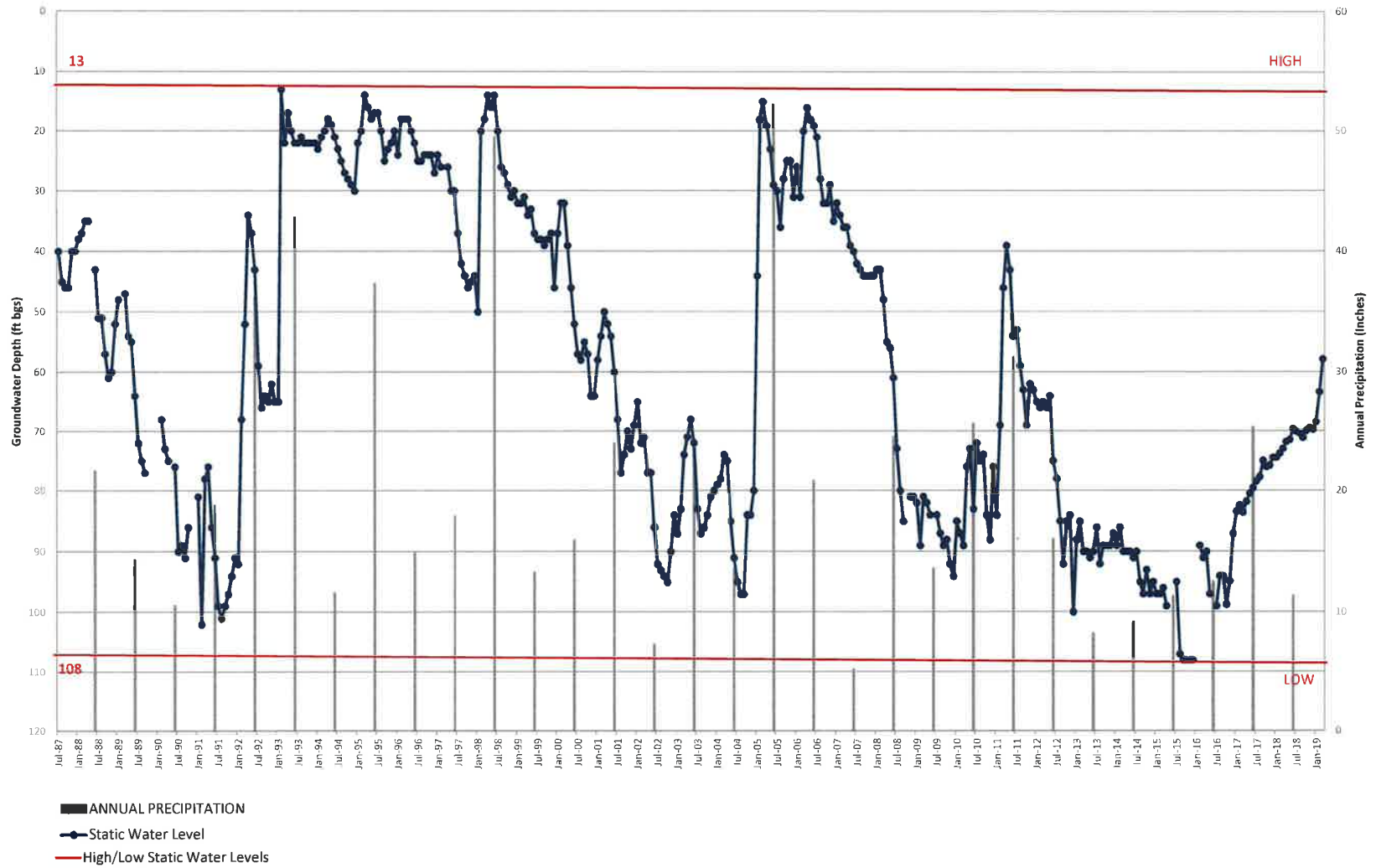
SCV WATER WELL HONBY #12
 STATIC WATER LEVEL VS PRECIPITATION



SCV WATER WELL SANTA CLARA
STATIC WATER LEVEL VS PRECIPITATION



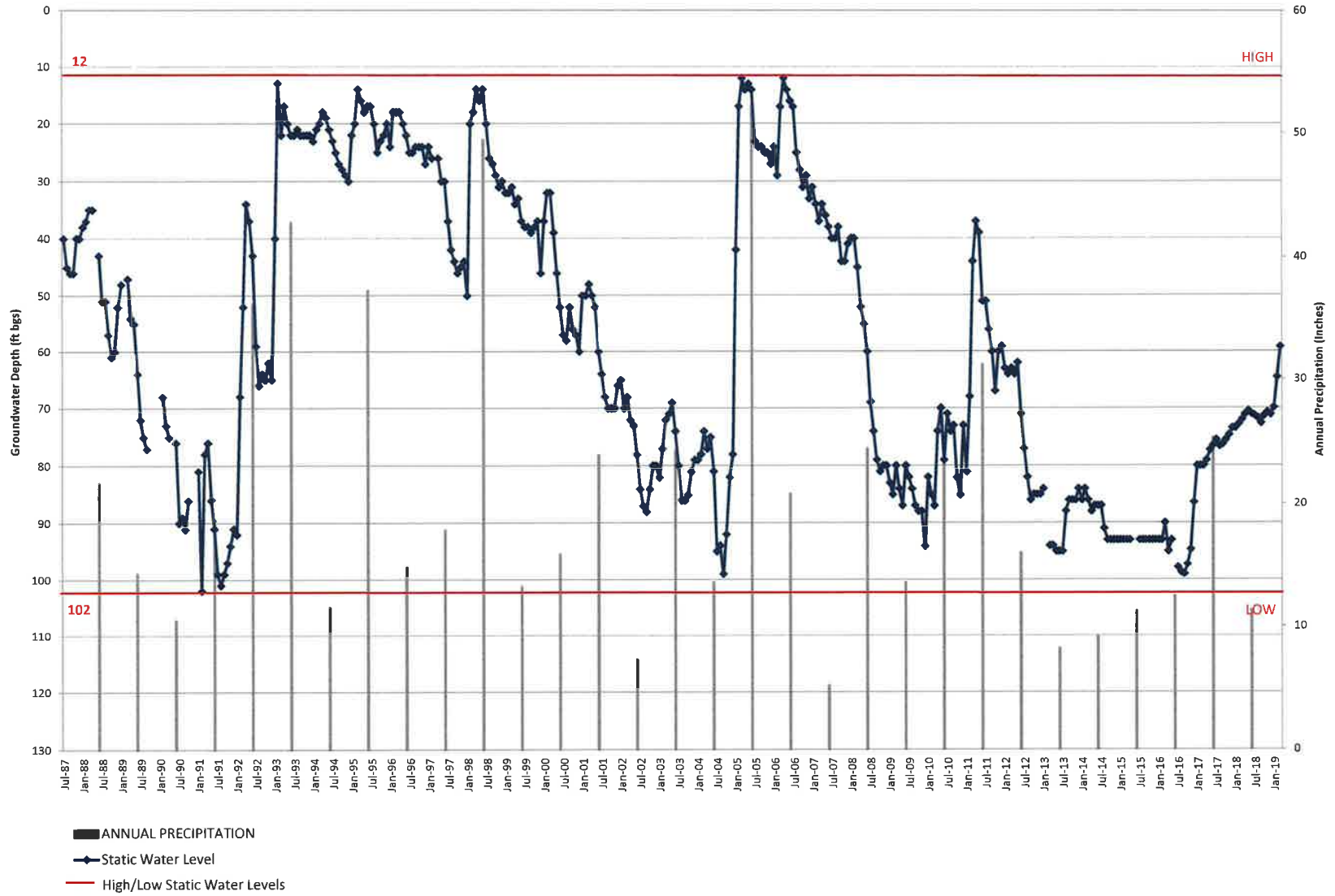
SCV WATER WELL NORTH OAKS CENTRAL #8
 STATIC WATER LEVEL VS. PRECIPITATION



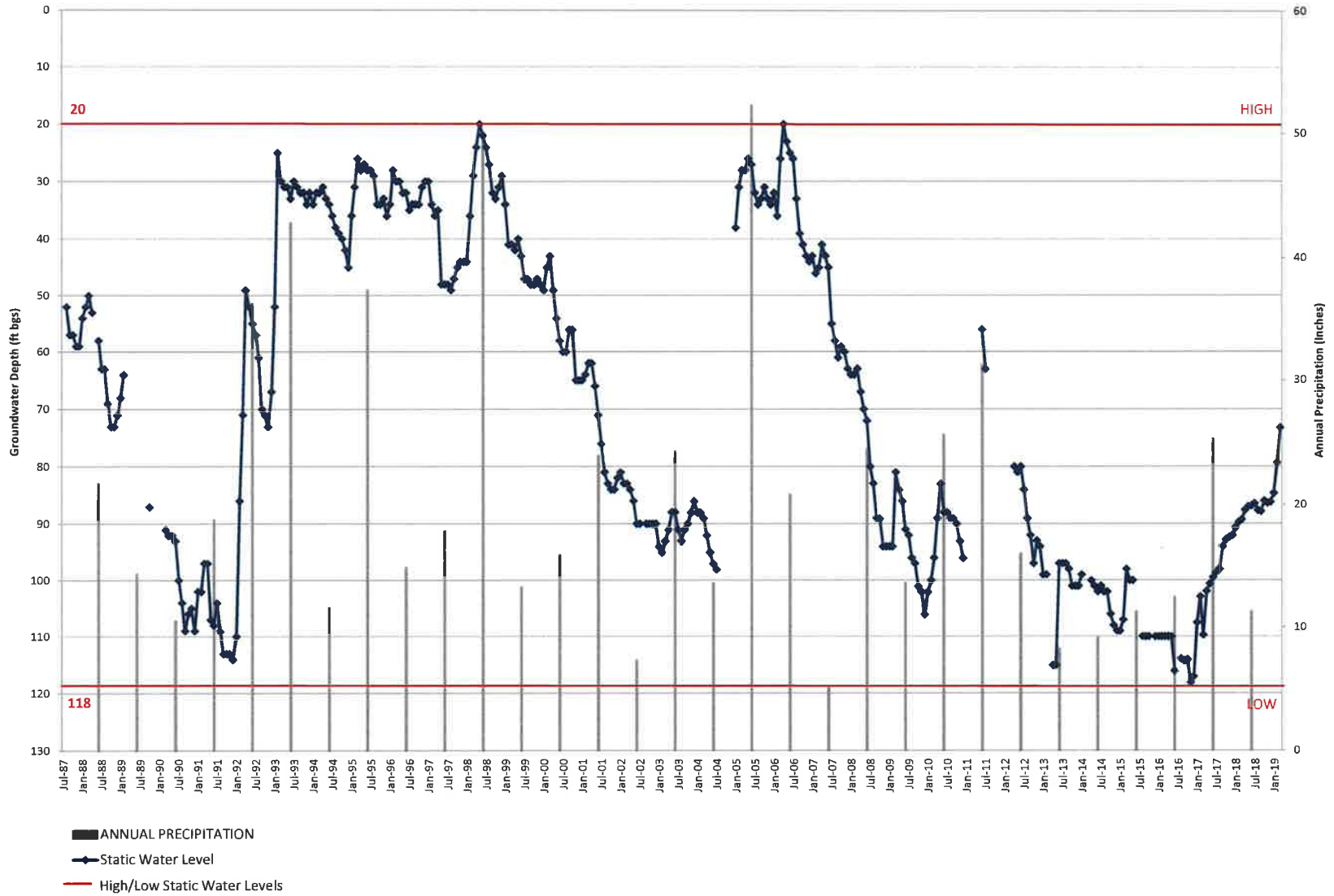
SCV WATER WELL NORTH OAKS WEST #9
STATIC WATER LEVEL VS PRECIPITATION



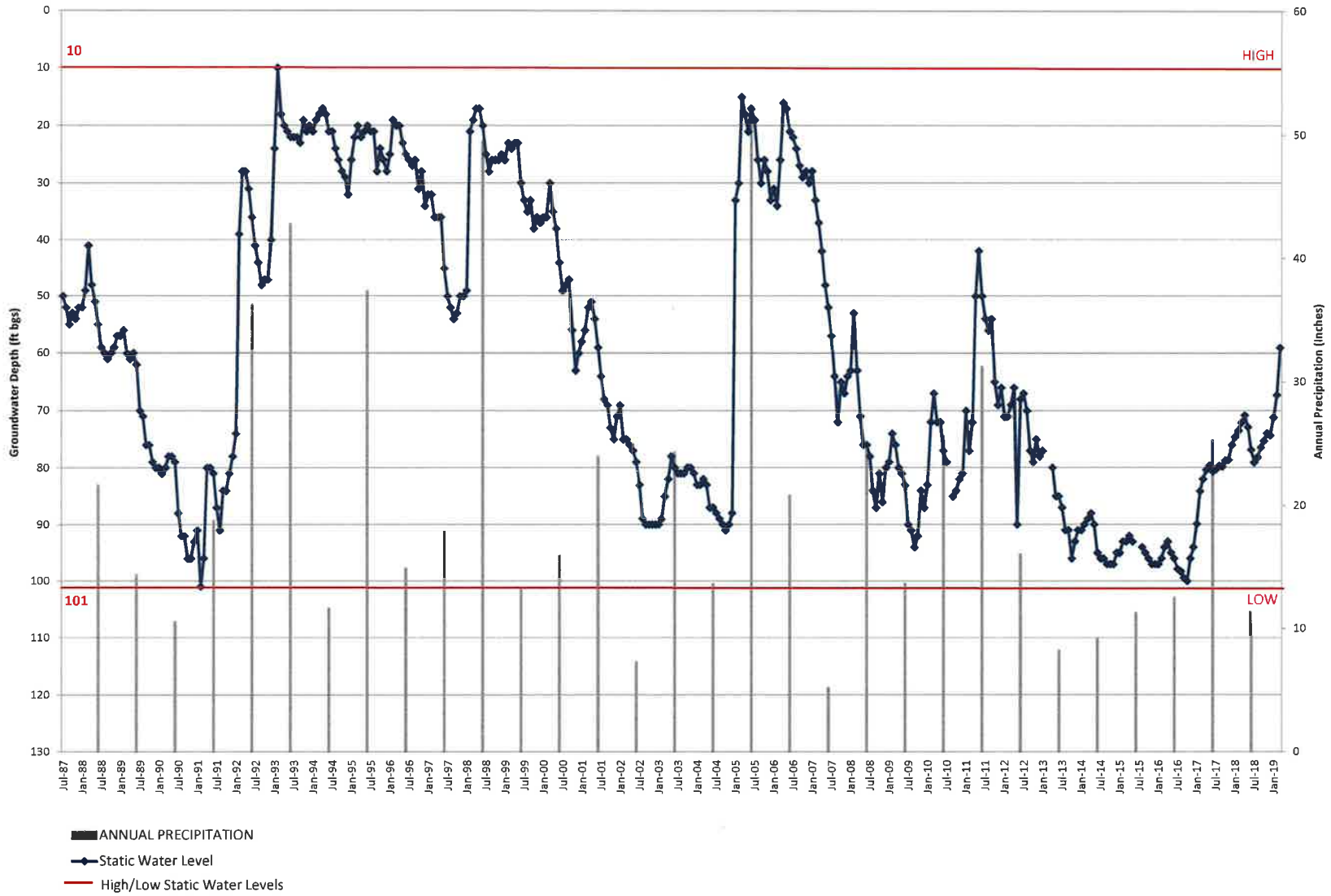
SCV WATER WELL NORTH OAKS EAST #7
STATIC WATER LEVEL VS PRECIPITATION



SCV WATER WELL SIERRA #6
STATIC WATER LEVEL VS PRECIPITATION



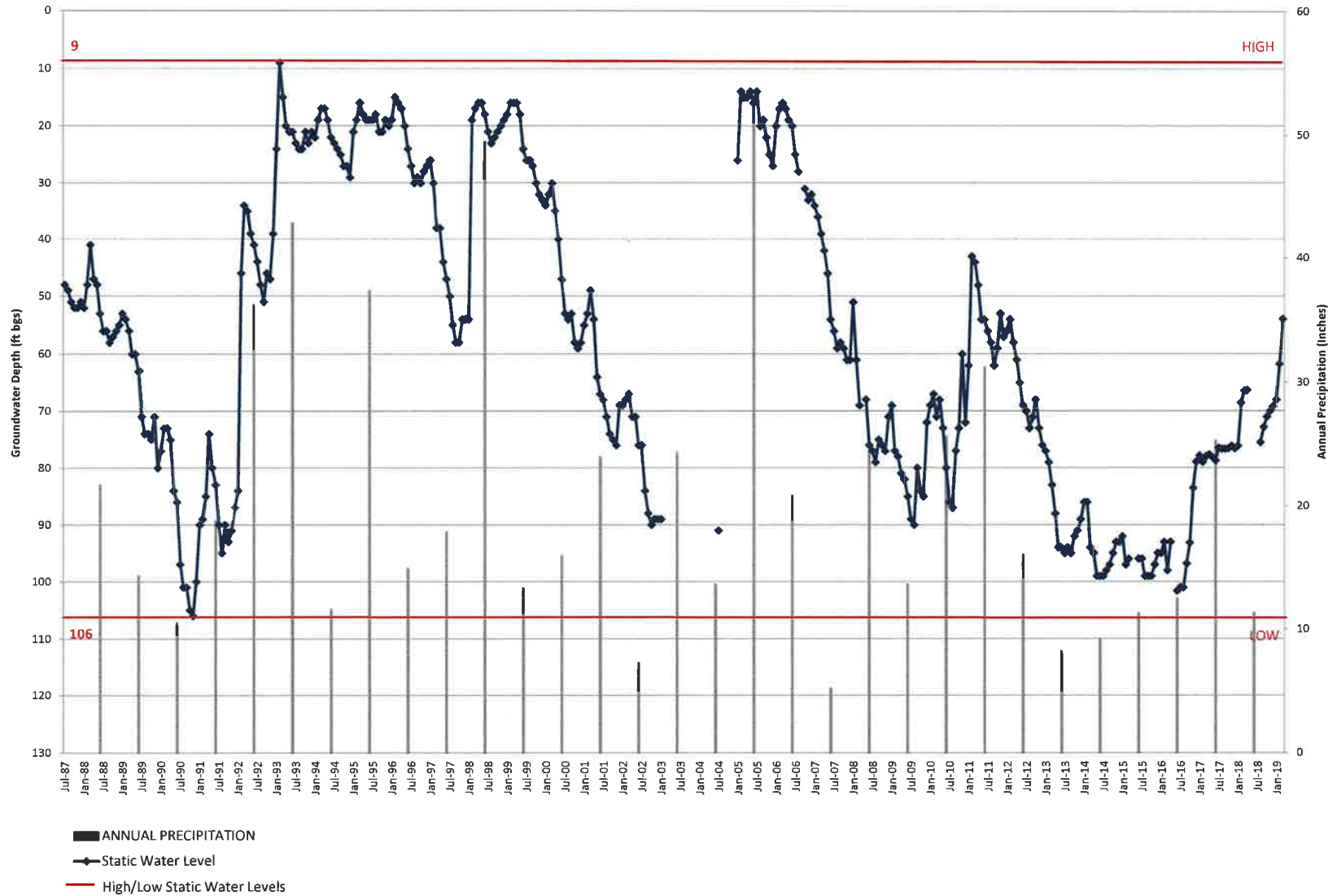
SCV WATER WELL MITCHELL #5A
STATIC WATER LEVEL VS PRECIPITATION



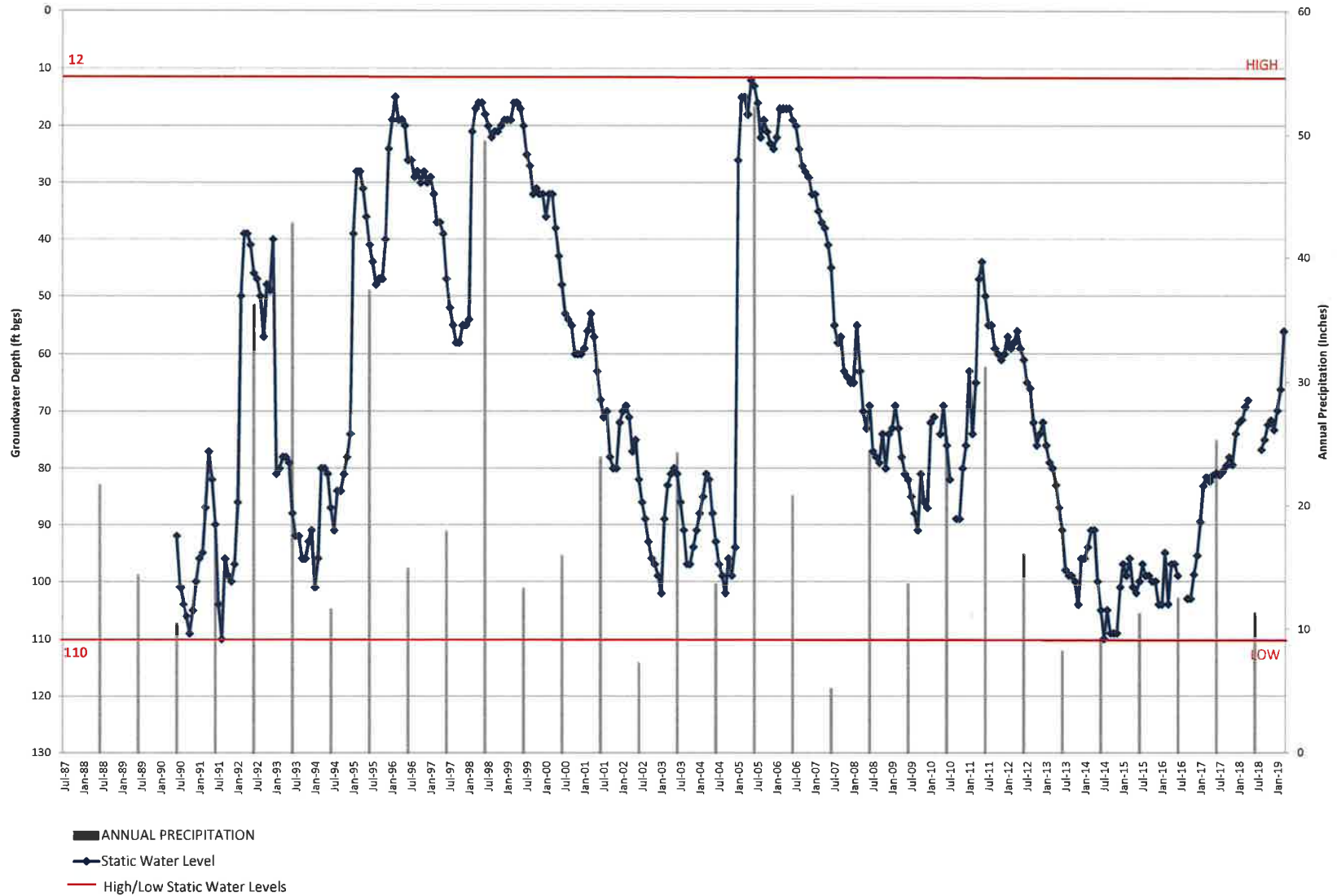
**SCV WATER WELL MITCHELL #5B
STATIC WATER LEVEL VS PRECIPITATION**



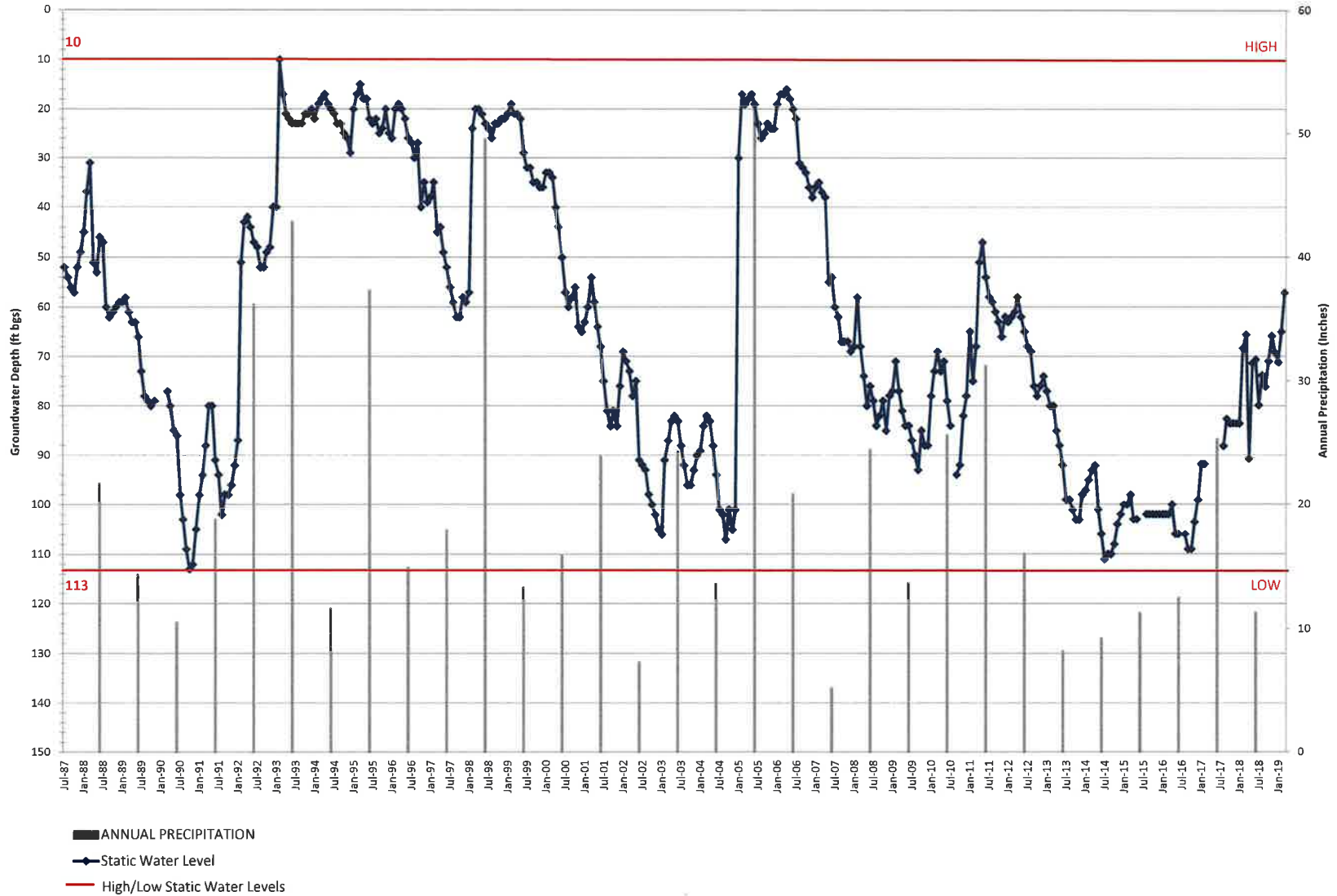
SCV WATER WELL SAND CANYON #3
 STATIC WATER LEVEL VS PRECIPITATION



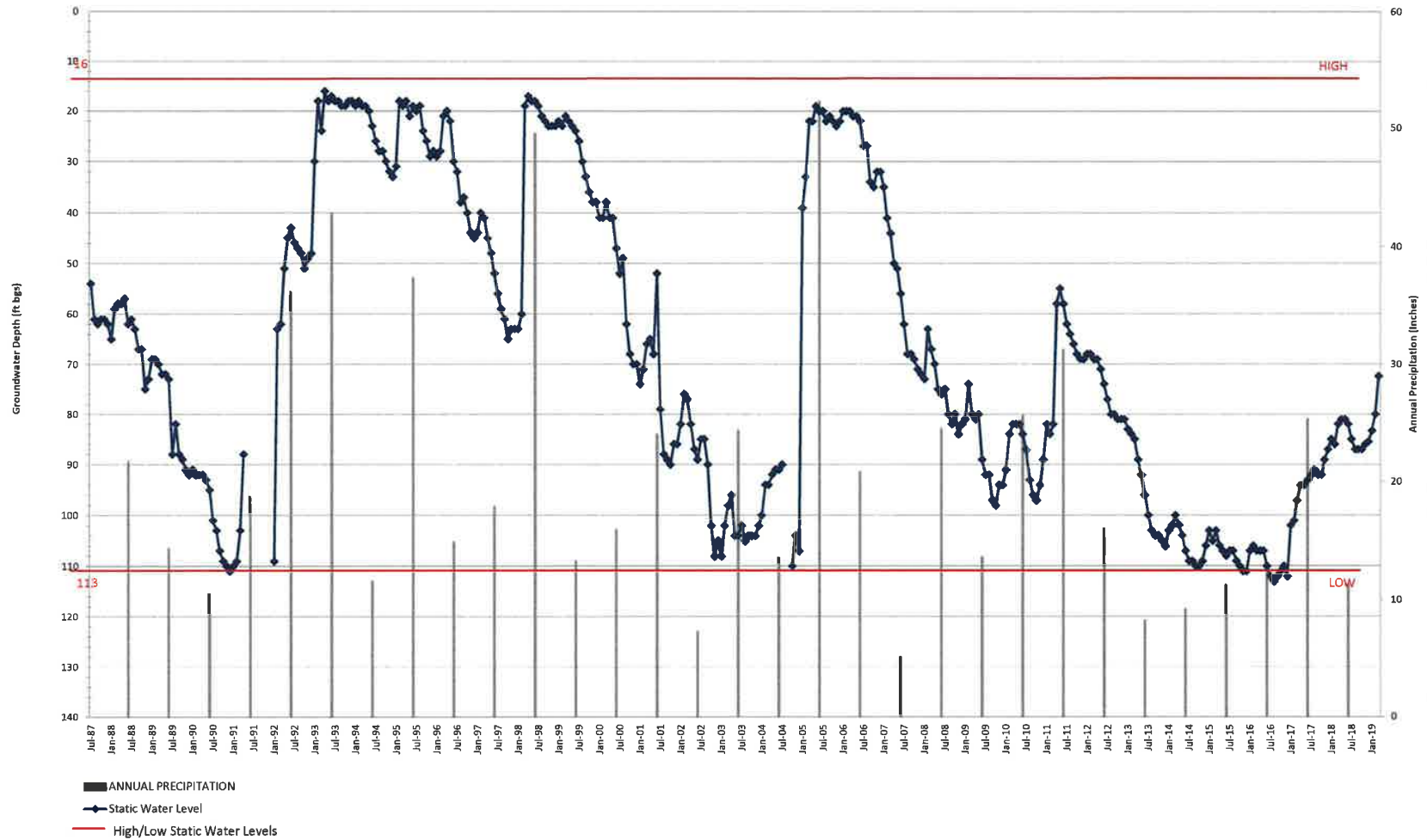
SCV WATER WELL LOST CANYON #2A
 STATIC WATER LEVEL VS PRECIPITATION



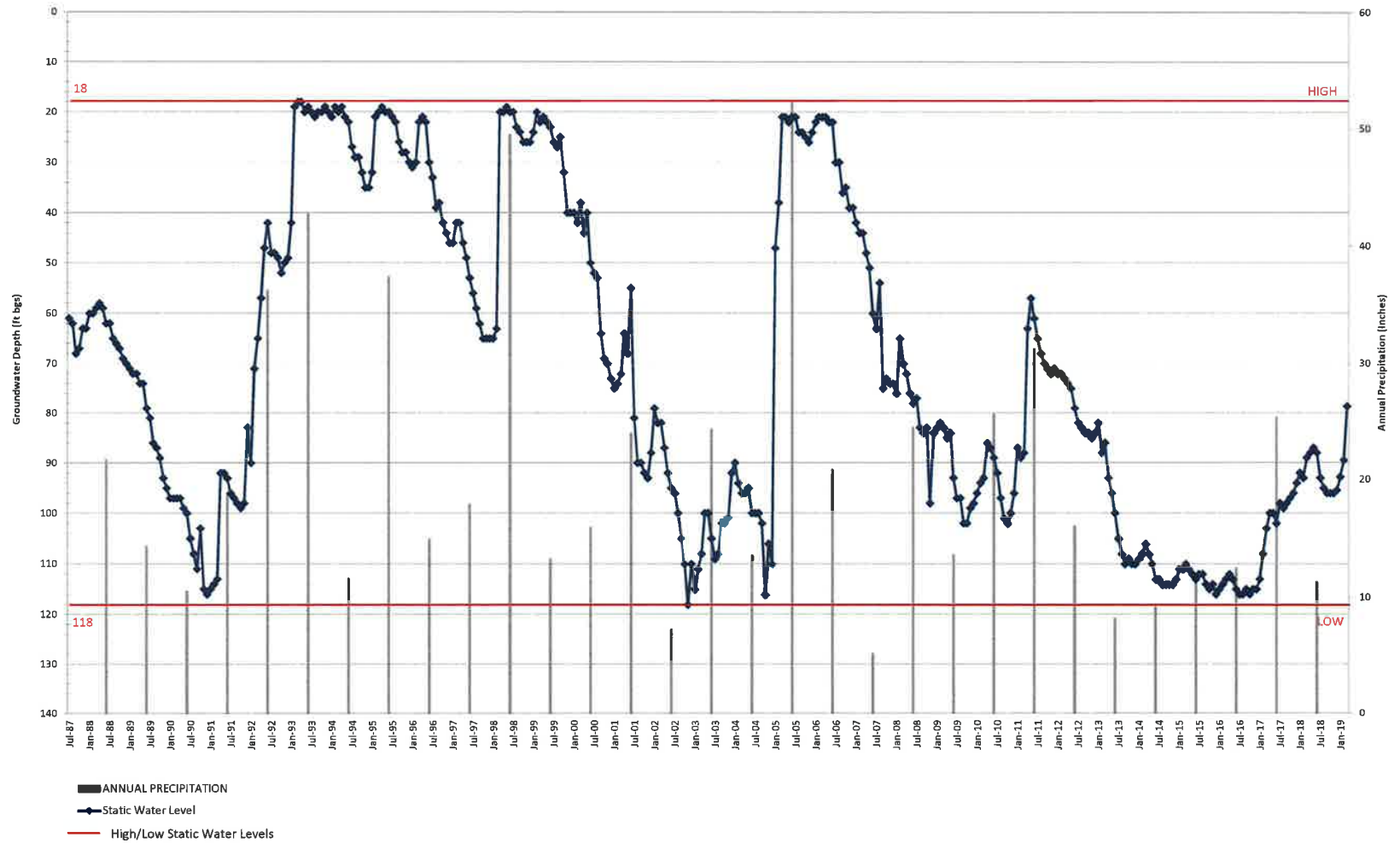
SCV WATER WELL LOST CANYON #2
 STATIC WATER LEVEL VS PRECIPITATION



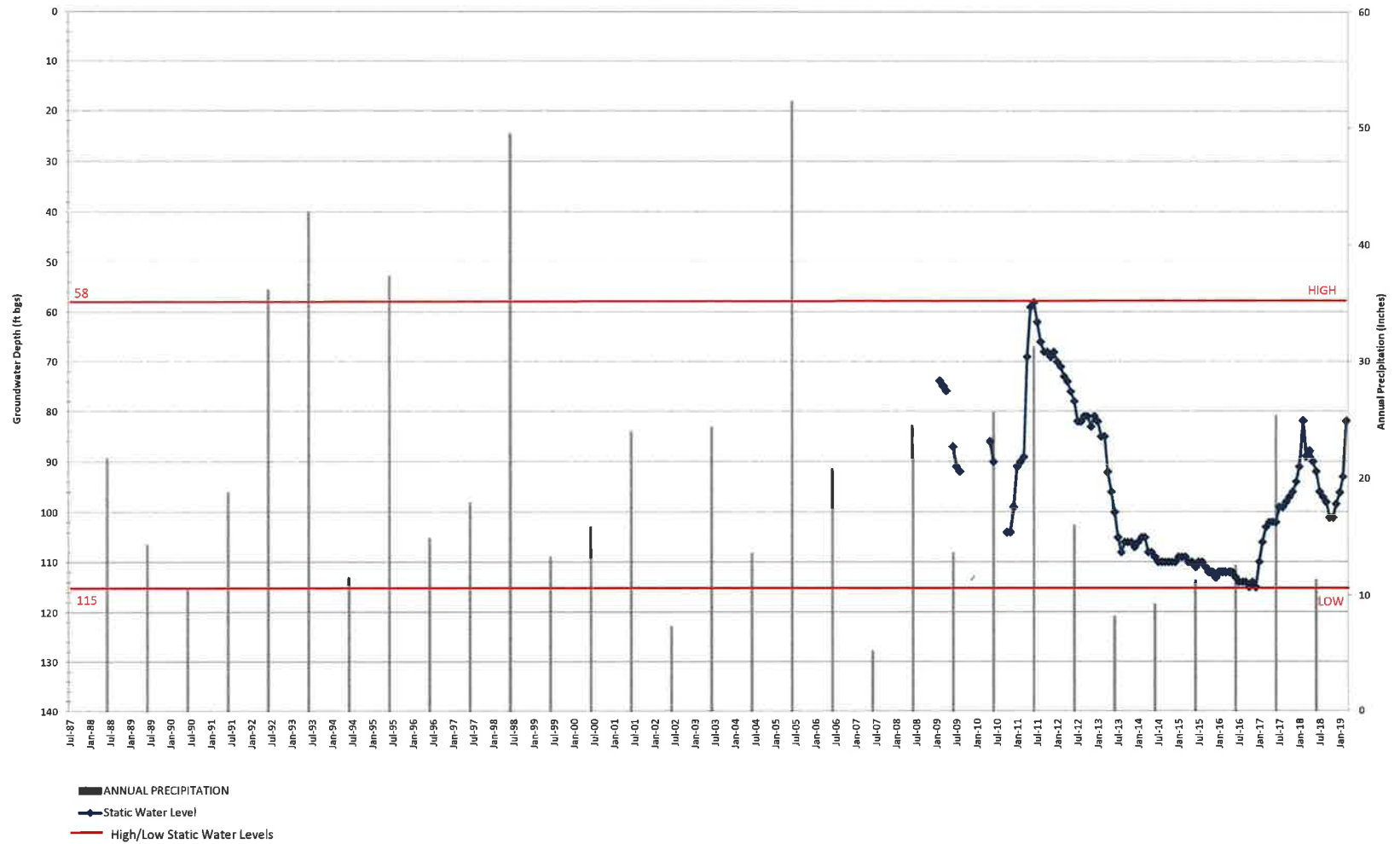
SCV WATER WELL P4
STATIC WATER LEVEL VS PRECIPITATION



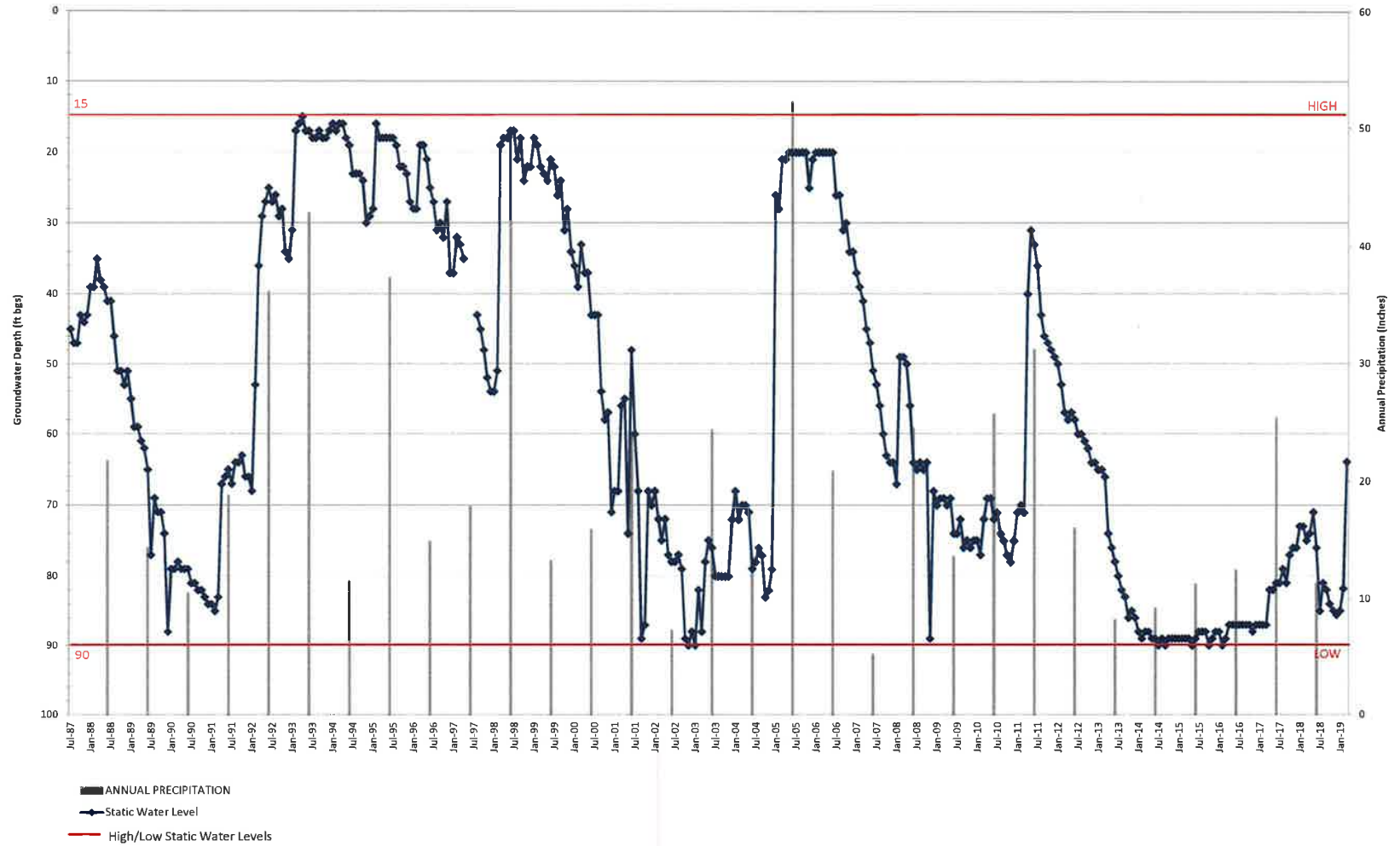
SCV WATER WELL P3
STATIC WATER LEVEL VS PRECIPITATION



SCV WATER WELL P5
STATIC WATER LEVEL VS PRECIPITATION



SCV WATER WELL P1
 STATIC WATER LEVEL VS PRECIPITATION



[This page intentionally left blank.]

**Santa Clarita Valley Water Agency
Capital Improvement Projects (CIP) Construction Status Report
As of April 15, 2019**

Project	Contractor	Original Contract Amount	Change Orders to Date	% Change Orders	Current Contract Amount	Scheduled Completion	Estimated % of Work Completed	Status
Foothill Feeder Turnout	GSE Construction	\$2,691,300	\$260,459	9.7%	\$2,951,759	May 15, 2019	96%	Connections to MWD and SCVWA lines are complete. Stairway will be completed in April 2019.
Well E-17 and Water Improvements	Staats Construction, Padilla Electric, and General Pump	\$571,734	\$0	0%	\$571,734	June 30, 2019	15%	Contractor is acquiring materials.
Magic Mountain Pipeline Phase 4	FivePoint / Toro Enterprises	\$3,084,725	\$0	0%	\$3,084,725	July 22, 2019	15%	Construction is in progress.
Magic Mountain Pipeline Phase 5	FivePoint / Toro Enterprises	\$3,269,978.85	\$0	0%	\$3,269,978.85	TBD	5%	Construction submittals are in progress.
Recoat Honby Tank 1	Olympus and Associates	\$338,848	\$0	\$0	\$338,848	90 Calendar Days from NTP	\$0	Issued NOA on April 8, 2019. Contract documents are being finalized for execution prior to issuing NTP.

[This page intentionally left blank.]

**Santa Clarita Valley Water Agency
Engineering Services Section
Third Party Funded Agreements Quarterly Report
As of March 31, 2019**

ITEM NO.
7

Project	Third Party Funding Source	Planning, Design, Construction	Contractor/Consultant	Construction Amount	SCV Water Amount	Status
Active Agreements:						
Skyline Ranch Tract 60922-01 Backbone Pipelines	Pardee Homes	Construction	Mesa Engineering, Inc.	\$1,417,928	\$142,000	Construction 95% complete.
Skyline Ranch Tract 60922-01 Planning Areas C & D Pipelines	Pardee Homes	Construction	Staats Construction	\$533,300	\$53,330	Construction 95% complete.
Skyline Ranch Tract 60922-01 Planning Areas A&B & PA-01	Pardee Homes	Construction	Mesa Engineering, Inc	\$675,824	\$67,600	Construction 95% complete.
Skyline Ranch Tract 60922-01 Planning Areas E1 & F	Pardee Homes	Construction	Mesa Engineering, Inc	\$707,700	\$70,700	Construction 95% complete.
Skyline Ranch Tract 60922-01 Paseo	Pardee Homes	Construction	Mesa Engineering	\$68,159	Included in PA-01 above	Construction 95% complete.
College of the Canyons Valencia Campus Parking Structure – Water Line Improvements	Santa Clarita Community College District	Design & Construction	R.C. Becker & Son	\$370,575	\$129,000	Construction 95% complete.
Vista Canyon Tract 69164 Phase 1A Potable and Recycled Pipelines	Vista Canyon LLC	Construction	Mesa Engineering, Inc	\$673,532	\$67,400	Construction 95% complete.
Mission Village – Temporary bypass pipeline (Magic Mountain Parkway)	FivePoint	Construction	FivePoint	N/A	\$41,000	Construction completed.
Mission Village – Well 206/207 Pipeline Relocation	FivePoint	Design	FivePoint	N/A	\$28,000	FivePoint is preparing the design plans.
Mission Village – Pipe Connection at Sky View Lane / The Old Road	FivePoint	Construction	FivePoint	N/A	\$55,000	Construction 95% complete.
Demineralization Facility – Fire Hydrant	FivePoint	Design	FivePoint	N/A	\$55,000	FivePoint is revising the design plans.
Westside Communities Potable Water Infrastructure Plan	FivePoint	Planning	FivePoint	N/A	\$44,000	FivePoint is revising the Infrastructure Plan.
Mission Village DS542 Recycled Water Pipelines	FivePoint	Design	FivePoint	N/A	\$57,000	Construction and submittals are in progress.
Mission Village DS542 Potable Water Pipelines	FivePoint	Design	FivePoint	N/A	\$60,000	Construction and submittals are in progress.
Mission Village Recycled Water System Phase 1	FivePoint	Design	FivePoint	N/A	\$34,000	FivePoint is revising the design plans.
Mission Village Potable Water System Phase 1	FivePoint	Design	FivePoint	N/A	\$36,000	FivePoint is revising the design plans.

Project	Third Party Funding Source	Planning, Design, Construction	Contractor/Consultant	Construction Amount	SCV Water Amount	Status
Active Agreements:						
Construction of Parcel Map 62646 Water Pipeline Facilities on Railroad Avenue / Oakridge Drive	Saugus Holdings, LLC, and TMC Hollis	Planning & Design	SCWD	\$412,000	\$41,000	Third Party Agreement executed.
25333 Railroad Avenue (Storage Facility) – Fire Service	Norris Construction	Construction	Mesa Engineering, Inc.	\$21,000	\$2,100	Third Party Agreement executed
Parcel Map 26363 Parcels 3 & 4 at 27736 – 27788 Hancock Parkway	Intertex	Construction	Blois Construction	\$35,000	\$3,500	Third Party Agreement executed
Vista Canyon Tract 69164 Phase 2 - Potable Pipelines – Portion 1	Vista Canyon LLC	Construction	Mesa Engineering, Inc.	\$241,112	\$24,100	Construction completed
Plum Canyon Tract 46018-11 Pump Station (Civil/Mechanical)	Toll Brothers	Construction	Staats Construction	\$648,597	\$61,000	Third Party agreement executed. Pre-construction meeting scheduled.
Concord Development Tract 53425-01	Lennar	Design	Turf Construction	\$100,000	\$10,000	Third Party agreement executed. Construction is underway.
Skyline Ranch Plaza Tract 46018-11A	Intertex	Construction	Groundbreakers Construction	\$288,314	\$28,832	Third Party Agreement executed

Project	Third Party Funding Source	Planning, Design, Construction	Contractor/Consultant	Construction Amount	SCV Water Amount	Status
Pending Agreements:						
Vista Canyon Tract 69164 Phase 2 – Portion 2, Potable and Recycled Pipelines	Vista Canyon LLC	Design/Construction	Civiltec, Mesa Engineering, Inc	\$392,693	\$39,269	Design complete. Developer has requested Third Party Agreement for Portion 2 of Phase 2.
5m,n27918 Franklin Parkway - Water Meters	Logix	Construction	Gall Brothers	\$30,000	\$3,000	Third Party Agreement pending.
Plum Canyon Tract 46018-11 Pump Station (Electrical)	Toll Brothers	Construction	TBD	\$570,000 (estimated)	\$57,000	Design completed. Toll Brothers is reviewing agreement.
Skyline Ranch Tract 60922-01 Tanks	Pardee Homes	Design/Construction	TBD/Civiltec	\$3,000,000 (estimated)	TBD	Design is 60% complete. SCV Water comments
Skyline Ranch Tract 609022 – Stratus Street Loop	Pardee	Design/Construction	TBD	\$1,160,530	\$116,053	Design Completed. DDW approval pending.
Valencia Town Center Square – Phase 2	VTC Square Investors, LLC	Design/Construction	TBD	\$80,000	\$8,000	Design Completed. Issued Third Party Agreement for signature
76 Gas Station at 25048 Valencia Blvd.	Sahika Corporation	Design/Construction	TBD	\$58,000	\$5,800	Design Completed. Issued Third Party Agreement for signature
Residence Inn and Springhill Suites	Excel Group LLC	Design by Developer (Omega Engineering)	TBD	TBD	TBD	Sent Template agreement to developer for review of terms and conditions

[This page intentionally left blank.]

**Engineering and Operations Committee
Planning Calendar
FY 2018/19**

Item	PowerPoint Presentation (Y/N/Length)	July 3 Board	July 5 Comm	Aug 2 Comm	Aug 7 Board	Sept 4 Board	Sept 6 Comm	Sept 18 Board	Oct 2 Board	Oct 3 Comm	Nov 1 Comm	Nov 6 Board	Dec 4 Board	Dec 10 Comm	Dec 18 Board	Jan 2 Board	Jan 3 Comm	Feb 5 Board	Feb 7 Comm	Mar 5 Board	Mar 7 Comm	Apr 2 Board	Apr 4 Comm	Apr 16 Board	May 2 Comm	Jun 4 Board	Jun 6 Comm	Jun 20 Board
		CANCELLED	CANCELLED									CANCELLED						CANCELLED										
1	Monthly Committee Planning Calendar	None		C			C			C				C					C		C		C		P		P	
2	CIP Construction Status Report	None		C			C			C				C					C		C		C		P		P	
3	Monthly Operations and Production Report	None		C			C			C				C					C		C		C		P		P	
4	Third Party Funded Agreements Quarterly Report	None		C										C					C						P			
5	Quarterly Safety Program Presentation	Yes 15 min		C		C								C					C						P			
6	Recommend Approval of Construction Contract Funding and a Work Authorization for Inspection Services for Magic Mountain Pipeline No. 4	Yes 10 min		C		C																						
7	Approve Community Workforce Agreement	None	CANCELLED		C		C	C			CANCELLED						CANCELLED											
8	Recommend Approval of a Change Order to Contract with GSE Construction to Increase Budget for Foothill Feeder Connection Construction	Yes 10 min					C	C																				
9	Recommend Approval of a Work Authorization for Final Design of the Magic Mountain Pipeline No. 6	Yes 10 min								C		C																
10	Recommend Approval of a Change Order with GSE Construction, Increase Vali Cooper's budget for Construction Management Services and increase MWDCS's Work Authorization for the Foothill Feeder Connection Project	Yes 10 min												C	C													
11	Recommend Approval of Construction Contract Funding and a Work Authorization for Inspection Services for Magic Mountain Pipeline No. 5	Yes 10 min												C	C													
12	Update on Recycled Water Program	Yes 10 min																	C	C								
13	Update on Perchlorate Related Activities - V201, V205, Replacement Wells, etc.	Yes 10 min																	C									
14	Quarterly Update on VOC Litigation Status - Closed Session	None																		C						P		
15	Foothill Feeder Connection Construction Update	Yes 5 min																		C								
16	Recommend Approval of Resolution Awarding Construction Contract to TBD to Recoat Roof Interior of Honby Tank #1	Yes 10 min																			C	C						
17	Review Proposed FY 2019/20 and FY 2020/21 Major Capital Projects (FY 2019/20 and FY 2020/21 Budget Preparation)	Yes 15 min																					C					
18	Recommend purchase of a replacement dump truck	Yes 10 min																					C	C				
19	Follow Up Review Proposed FY 2019/20 and FY 2020/21 Major Capital Projects, if needed (FY 2019/20 and FY 2020/21 Budget Preparation)	Yes 10 min																								P		
20	Recommend Approval of a Work Authorization Amendment for Inspection Services for Magic Mountain Pipeline No. 4	TBD																							P	P		
21	Recommend Approval of Construction Contract Funding and a Work Authorization for Replacement Wells Construction	TBD																									Moved to FY 2019/20	Moved to FY 2019/20
22	Recommend Approval of Resolution Authorizing SCVWA to Execute Consolidation and Water Service Agreement, and Financing Agreement for Construction of Pipeline to the Los Angeles Residential Community	TBD																									Moved to FY 2019/20	Moved to FY 2019/20

**Engineering and Operations Committee
Planning Calendar
FY 2018/19**

Item	PowerPoint Presentation (Y/N/Length)	July 3 Board	July 5 Comm	Aug 2 Comm	Aug 7 Board	Sept 4 Board	Sept 6 Comm	Sept 18 Board	Oct 2 Board	Oct 3 Comm	Nov 1 Comm	Nov 6 Board	Dec 4 Board	Dec 10 Comm	Dec 18 Board	Jan 2 Board	Jan 3 Comm	Feb 5 Board	Feb 7 Comm	Mar 5 Board	Mar 7 Comm	Apr 2 Board	Apr 4 Comm	Apr 16 Board	May 2 Comm	Jun 4 Board	Jun 6 Comm	Jun 20 Board	
		CANCELLED	CANCELLED									CANCELLED					CANCELLED	CANCELLED											
23	Recommend Approval of Resolution Awarding Construction Contract to TBD for Pipeline to the Los Angeles Residential Community	TBD																									Moved to FY 2019/20		Moved to FY 2019/20
24	Recommend Approval of Resolution Awarding Construction Contract to TBD for West Ranch Recycled Water Main Extension (Phase 2D) Project	TBD																					Moved to FY 2019/20	Moved to FY 2019/20					
25	Recommend Approval of Resolution Awarding Construction Contract to TBD for Washwater Return and Sludge Systems Project	TBD	CANCELLED								CANCELLED														Moved to FY 2019/20	Moved to FY 2019/20			
26	Recommend Approval of Resolution Awarding Construction Contract to TBD for Recycled Water Vista Canyon (Phase 2B) Tank	TBD	CANCELLED								CANCELLED														Moved to FY 2019/20	Moved to FY 2019/20			
27	Recommend Approval of a Work Authorization for TBD for final design of the Groundwater Treatment Improvements	TBD	CANCELLED								CANCELLED														Moved to FY 2019/20	Moved to FY 2019/20			
28	Recommend Approval of a Work Authorization for TBD for final design of the Magic Mountain Reservoir	TBD	CANCELLED								CANCELLED																Moved to FY 2019/20	Moved to FY 2019/20	
29	Recommend Approval of Construction Contract Funding and a Work Authorization for Inspection Services for Magic Mountain Pipeline No. 6A	TBD	CANCELLED								CANCELLED																Moved to FY 2019/20	Moved to FY 2019/20	
30	Recommend Approval of a Work Authorization for TBD for final design of the Replacement Wells On-Site Pipeline/Infrastructure	TBD	CANCELLED								CANCELLED																Moved to FY 2019/20	Moved to FY 2019/20	
31	Recommend Approval of Construction Contract Funding and a Work Authorization for Replacement Wells Commerce Center Drive Pipeline	TBD	CANCELLED								CANCELLED																Moved to FY 2019/20	Moved to FY 2019/20	
32	Recommend approval of Resolution Awarding Construction Contract to TBD for Recycled Water Vista Canyon (Phase 2B) Pipelines	TBD	CANCELLED								CANCELLED																Moved to FY 2019/20	Moved to FY 2019/20	
33	Recommend Approval of Construction of a New 2.5 MG Deane Tank and Cost Sharing Agreement with Developer	TBD	CANCELLED								CANCELLED																Moved to FY 2019/20	Moved to FY 2019/20	
34	Recommend Approval of Resolution Awarding Construction Contract to TBD for New Intertie and Pressure Regulating Station with Newhall County Water District at Gary Street	TBD	CANCELLED								CANCELLED																Moved to FY 2019/20	Moved to FY 2019/20	
35	Recommend Approval of Resolution Awarding Construction Contract to TBD for Pipeline in Rainbow Glen Drive	TBD	CANCELLED								CANCELLED																Moved to FY 2019/20	Moved to FY 2019/20	
36	Recommend Approval of Construction of a New Deane Zone Pump Station and Cost Sharing Agreement with Developer	TBD	CANCELLED								CANCELLED																Moved to FY 2019/20	Moved to FY 2019/20	

**Engineering and Operations Committee
Planning Calendar
FY 2019/20**

	Item	PowerPoint Presentation (Y/N/Length)	Jul 3 Comm	Jul 16 Board	Aug 1 Comm	Aug 20 Board	Sep 5 Comm	Sep 17 Board	Oct 3 Comm	Oct 15 Board	Nov 7 Comm	Nov 19 Board	Dec 5 Comm	Dec 17 Board	Jan 2 Comm	Jan 21 Board	Feb 6 Comm	Feb 18 Board	Mar 5 Comm	Mar 17 Board	Apr 2 Comm	Apr 21 Board	May 7 Comm	May 19 Board	Jun 4 Comm	Jun 16 Board
1	Monthly Committee Planning Calendar	None	P		P		P		P		P		P		P		P		P		P		P		P	
2	CIP Construction Status Report	None	P		P		P		P		P		P		P		P		P		P		P		P	
3	Monthly Operations and Production Report	None	P		P		P		P		P		P		P		P		P		P		P		P	
4	Third Party Funded Agreements Quarterly Report	None			P								P				P						P			
5	Quarterly Safety Program Presentation	Yes 15 min			P								P				P						P			
6	Annual Safety Program Update (FY 18-19)	Yes 15 min				P																				
7	Recommend Approval of Construction Contract Funding and a Work Authorization for Inspection Services for Magic Mountain Pipeline No. 6A	TBD	P	P																						
8	Recommend Approval of Construction Contract Funding and a Work Authorization for Replacement Wells Commerce Center Drive Pipeline	TBD			P	P																				
9	Recommend Approval of Resolution Awarding Construction Contract for Recycled Water Vista Canyon (Phase 2B) Pipelines	TBD					P	P																		
10	Recommend Approval of Resolution Awarding Construction Contract to TBD for West Ranch Recycled Water Main Extension (Phase 2D) Project	TBD					P	P																		
11	Recommend Approval of Purchase for a Backhoe Replacement - Unit 15	None					P	P																		
12	Recommend Approval of a Work Authorization for Final Design of the Replacement Wells On-Site Pipeline/Infrastructure	TBD							P	P																
13	Recommend Approval of Resolution Awarding Construction Contract for ESFP Washwater Return and Sludge Systems Project	TBD							P	P																
14	Recommend Approval of Resolution Awarding Construction Contract to TBD for Recycled Water Vista Canyon (Phase 2B) Tank	TBD									P	P														

**Engineering and Operations Committee
Planning Calendar
FY 2019/20**

	Item	PowerPoint Presentation (Y/N/Length)	Jul 3 Comm	Jul 16 Board	Aug 1 Comm	Aug 20 Board	Sep 5 Comm	Sep 17 Board	Oct 3 Comm	Oct 15 Board	Nov 7 Comm	Nov 19 Board	Dec 5 Comm	Dec 17 Board	Jan 2 Comm	Jan 21 Board	Feb 6 Comm	Feb 18 Board	Mar 5 Comm	Mar 17 Board	Apr 2 Comm	Apr 21 Board	May 7 Comm	May 19 Board	Jun 4 Comm	Jun 16 Board	
15	Recommend Approval of Resolution Authorizing SCV Water to Execute Consolidation and Water Service Agreement with State Water Resources Control Board and Los Angeles Residential Community	TBD											P	P													
16	Recommend Approval of Resolution Awarding Construction Contract for Pipeline to the Los Angeles Residential Community	TBD													P	P											
17	Recommend Approval of Construction Contract Funding and a Work Authorization for Replacement Wells Construction	TBD													P	P											
18	Recommend Approval of a Work Authorization for Final Design of the Magic Mountain Reservoir	TBD													P	P											
19	Recommend Approval of Resolution Awarding Construction Contract for New Intertie and Pressure Regulating Station with Newhall County Water District at Gary Street	TBD															P	P									
20	Recommend Approval of Resolution Awarding Construction Contract for Rainbow Glen Drive Pipeline	TBD															P	P									
21	Review FY 2020/21 Major Capital Projects	TBD																	P								
22	Recommend Approval of a Work Authorization for Final Design of the Groundwater Treatment Improvements	TBD																	P	P							
23	Recommend Approval of Construction of a New Deane Zone Pump Station and Cost Sharing Agreement with Developer	TBD																	P	P							
24	Recommend Approval of Construction of Two New 2.5 MG Deane Tank and Cost Sharing Agreement with Developer	TBD																			P	P					