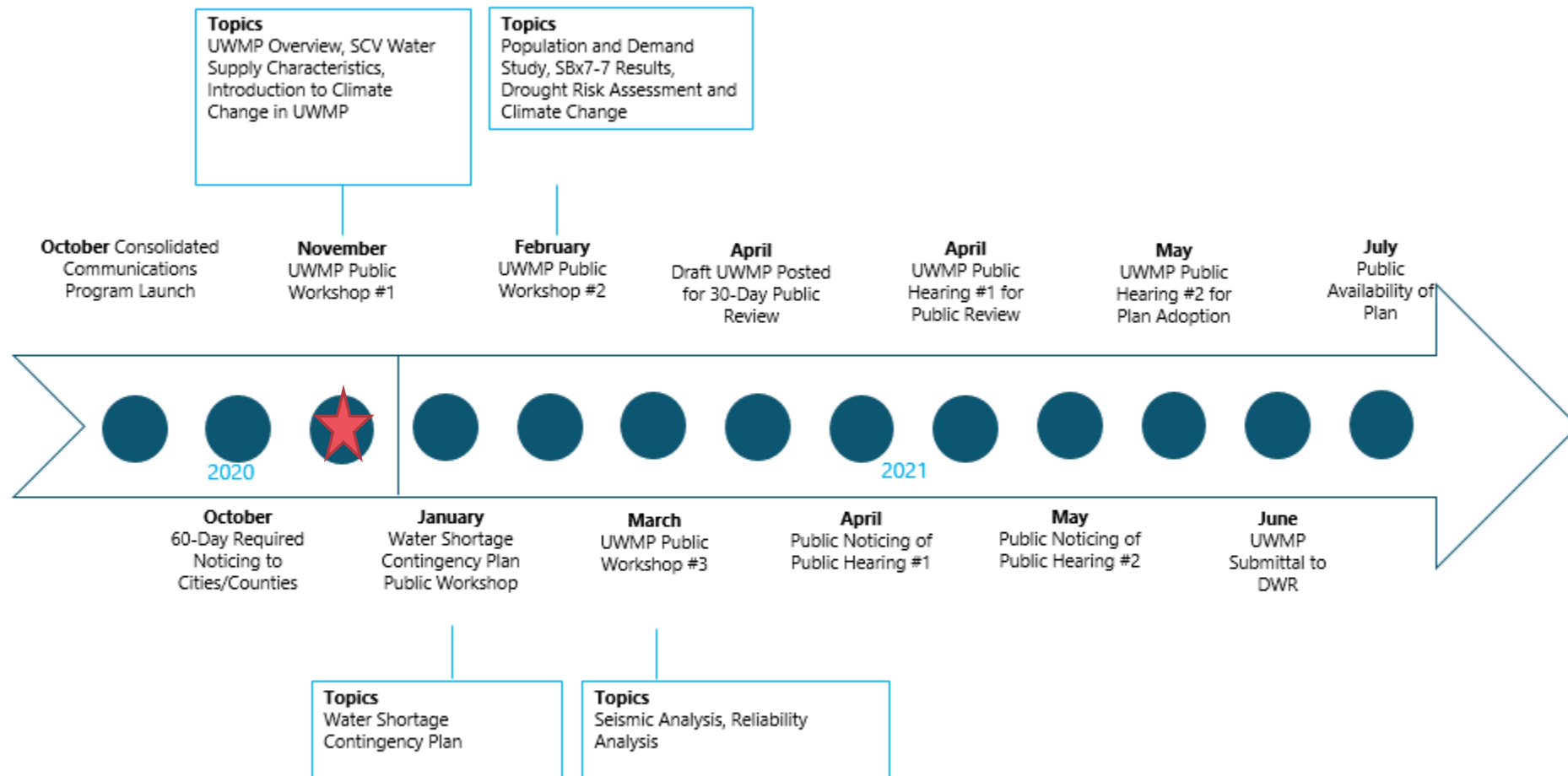


# 2020 UWMP Update

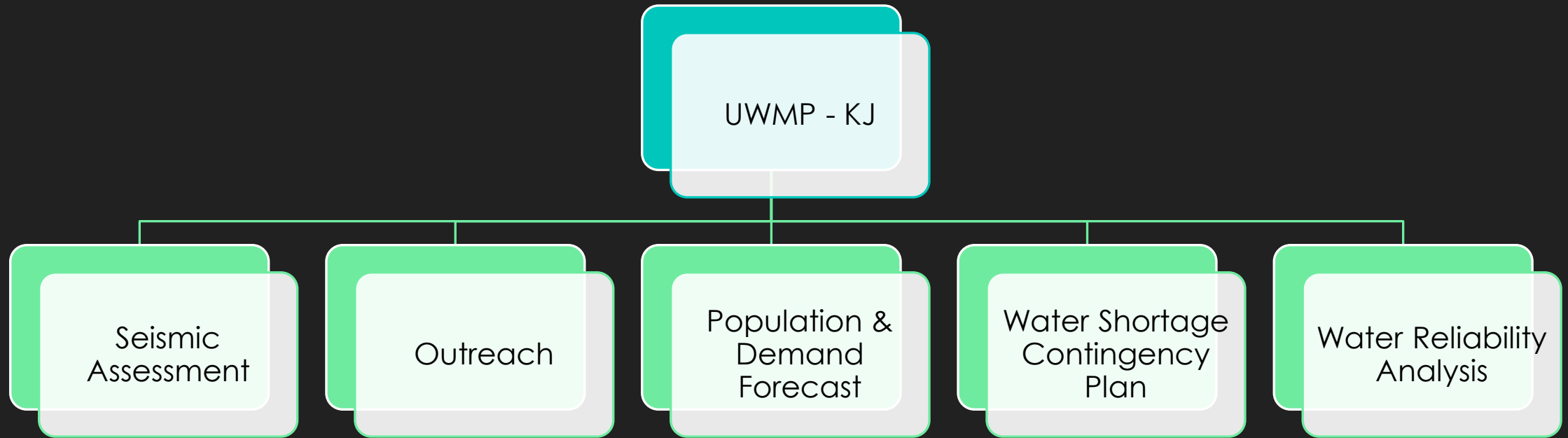
Water Resources and Watershed Committee

November 12, 2020

Item 2.1



# 2020 UWMP



# Kennedy Jenks STATUS Update

## COMPLETED

- Kick-off meeting
- Schedule
- Main data request
- Coordination
  - Outreach
  - Population and demand
  - Demand Management Measures
- Table organization/restructuring

UWMP draft – April 2021

TABLE C-6  
SINGLE DRY YEAR: DEMAND COMPARISON TO TOTAL SUPPLIES

	2020	2025	2030	2035	2040	2045
<b>Water Demands <sup>(a),(b)</sup></b>						
<b>LACWWD 36<sup>(c)</sup></b>						
Demand w/out Plumbing Code Savings	2,750	3,300	3,850	4,400	4,950	5,500
Demand w/ Plumbing Code Savings	2,640	3,190	3,630	4,070	4,620	5,060
Demand w/ Plumbing Code Savings and Active Conservation	2,530	2,970	3,410	3,850	4,290	4,730
<i>Existing and Planned Supplies</i>	3,777	4,601	5,618	6,106	6,358	6,576
<b>NCWD</b>						
Demand w/out Plumbing Code Savings	12,650	14,520	15,840	17,160	18,480	19,800
Demand w/ Plumbing Code Savings	12,650	13,640	14,520	15,510	16,610	17,710
Demand w/ Plumbing Code Savings and Active Conservation	11,110	11,770	12,320	12,980	13,860	14,740
<i>Existing and Planned Supplies</i>	14,255	15,338	16,875	17,471	17,967	18,397
<b>SCWD</b>						
Demand w/out Plumbing Code Savings	35,750	38,720	41,690	44,660	47,630	50,600
Demand w/ Plumbing Code Savings	34,650	36,740	38,830	41,140	43,450	45,870
Demand w/ Plumbing Code Savings and Active Conservation	31,240	32,010	32,890	33,880	35,640	37,290
<i>Existing and Planned Supplies</i>	42,893	44,780	46,291	48,180	48,181	48,037
<b>VWC</b>						
Demand w/out Plumbing Code Savings	36,190	42,570	49,060	54,230	54,230	54,230
Demand w/ Plumbing Code Savings	34,430	39,710	44,990	49,280	49,060	48,840
Demand w/ Plumbing Code Savings and Active Conservation	30,910	35,310	40,260	44,000	43,560	43,230
<i>Existing and Planned Supplies</i>	39,057	41,854	47,880	50,883	50,135	49,637
<b>Regional Summary</b>						
Demand w/out Plumbing Code Savings	87,340	99,110	110,440	120,450	125,290	130,130
Demand w/ Plumbing Code Savings	84,370	93,280	101,970	110,000	113,740	117,480
Demand w/ Plumbing Code Savings and Active Conservation	75,790	82,060	88,880	94,710	97,350	99,990
<b>Total Existing and Planned Supplies</b>	<b>99,982</b>	<b>106,573</b>	<b>118,664</b>	<b>122,641</b>	<b>122,641</b>	<b>122,641</b>

**Notes:**

- (a) From Table 2-28 (MWM 2016).
- (b) Includes a 10 percent increase in demand during dry years.
- (c) LACWWD 36 included for purposes of providing regional completeness; however, it is not required to prepare an UWMP.

Rotate

# Seismic Risk Assessment

Kick off - Nov. 13, 2021

- Determine level of analysis needed
- Coordinate efforts



## UWMP Requirements

- Update the Seismic Risk Assessment and Mitigation Plan
  - Copy of most recent adopted local hazard mitigation plan or multi-hazard mitigation plan (SCVWA doesn't have this)
  - Assess seismic risk to water supplies in Water Shortage Contingency Plan
- Must include
  - Description of the vulnerability of each of its water system(s) facilities
  - Description of the plan for mitigating the seismic risks identified
- Suggested
  - Description of the common components of risk
    1. Likelihood of occurrence in area of facility
    2. Degree of impact on the reliability of system(s) facilities and operations if seismic activity of a given size (or sizes) were to occur

# UWMP Outreach

## COMPLETED

- UWMP Public Involvement Plan
- Public Workshop Logistics Plan
- UWMP One Pager (internal)
- UWMP website set up
- 1<sup>st</sup> Public Notification
- UWMP fact sheet (public use)
- Media ads
- UWMP short explainer video
- General ?'s UWMP email



## Urban Water Management Plan

PARTICIPATE IN THE PROCESS

## URBAN WATER MANAGEMENT PLAN UPDATE

SCV Water is preparing the 2020 Urban Water Management Plan (UWMP) Update. The update is a requirement of the California Urban Water Management Planning Act and other applicable laws. Urban water suppliers like SCV Water prepare an UWMP every five years.

These plans direct water suppliers' long-term resource planning to ensure adequate water supplies are available to meet existing and future water needs. The SCV Water UWMP Update will address several key issues that contribute to clean, reliable water for today and tomorrow.

Look for SCV Water to:

<https://yourscvwater.com/uwmp/>



# Population and Demand Forecast



IN PROGRESS



DELAY  
UPDATED  
DEVELOPMENT LEVELS



APPROACH  
ONE VALLEY ONE  
VISION



ECONOMETRIC  
ANALYSIS TO  
NORMALIZE DATA



FINAL TECH MEMO  
DEC/JAN 2020



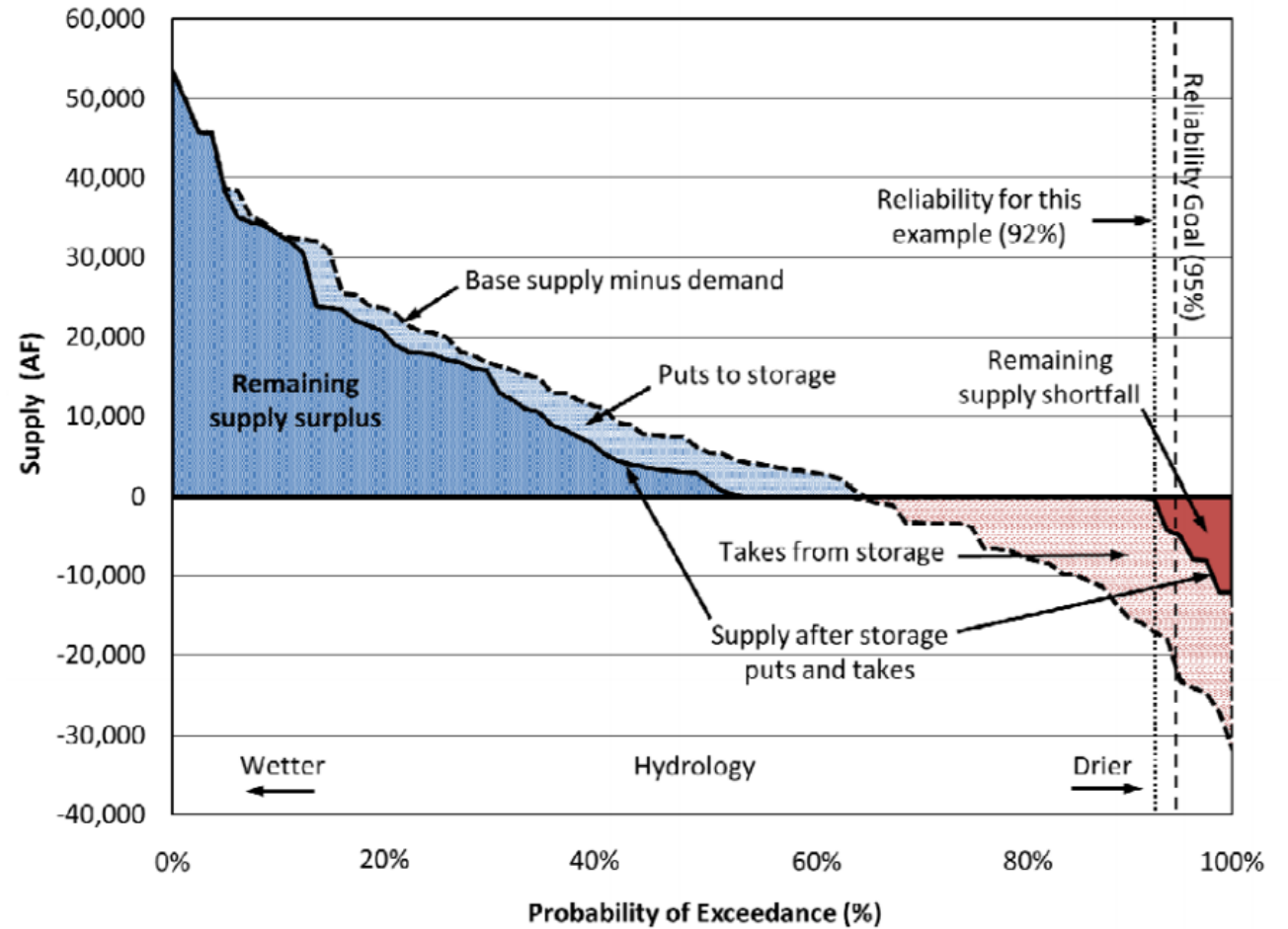
# Water Reliability Analysis

IN PROGRESS

- Finalize base case scenario
- Create new scenarios

Reliability Plan Update -  
January 2020

**FIGURE 3-1  
INTERPRETATION OF MODEL RESULTS**



Note: Example results for a given year during the study period.

## Water Shortage Contingency Plan (WSCP)

What is a WSCP?

What is required?

Benefits of a WSCP?

### SCHEDULE

- Matt present to committee – December 2020
- Public Workshop – January 2021
- Draft Plan – March 2021
- Public Hearing – April/May 2021
- Adoption – May 2021

<https://yourscvwater.com/wscp/>



**Water Shortage  
Contingency Plan**



*Santa Clarita Valley's #1 Local News Source*



**URBAN WATER MANAGEMENT PLAN: WATER FOR TODAY & TOMORROW**

Wednesday, November 18, 2020 | 6:30- 8:00 p.m.

Join us for a virtual public workshop to discuss and provide input on the 2020 Urban Water Management Plan Update.



Questions