




The Finalist

Board of Directors – FMIS Update
11/05/2019

WMS
CIS MWM
FMIS ERP
MDM



Process Progress

| 1 PLANNING | 2 Short List | 3 Finalist Selection | 4 Confirmation | 5 Approval |
|--|--|--|--|---|
| <ul style="list-style-type: none">✓ Kick-off✓ Education✓ Data Gathering✓ Functional Requirements✓ Budgetary Presentation  | <ul style="list-style-type: none">✓ Developing RFP✓ Create Evaluation Criteria✓ Issue RFP✓ Interview Sessions✓ Demo Scripts✓ RFP Evaluation  | <ul style="list-style-type: none">✓ Demonstrations✓ Reference Checks✓ Implementation Interview✓ Technology Drill Down✓ Cost Analysis✓ Final Evaluation✓ Seek Approval  | <ul style="list-style-type: none"><input type="checkbox"/> Confirmation Sessions<input type="checkbox"/> Site Visit<input type="checkbox"/> Updated Pricing<input type="checkbox"/> SOW Development<input type="checkbox"/> License Negotiations | <ul style="list-style-type: none"><input type="checkbox"/> Final Approval of Contract<input type="checkbox"/> Begin Implementation |

Demonstrations

- 3 Product Demonstrations, Implementation Discussions & Technology Drill Down's
- Requested Updated Cost Information
 - Infor provided updated licensing
 - Emtec & Tyler provided updated staffing
- Updated 10 Yr. TCO (based on 150 licenses)
 - Infor
 - Oracle
 - Tyler



Vendor Evaluation – Phase 2

| Evaluation Categories | | 100% | 40,000 | Emtec - Oracle | Infor | Tyler Technologies |
|------------------------------|---------------------------|-------|--------|----------------|------------|--------------------|
| Total Points Phase II | | | 40,000 | | | |
| Phase II Percent Fit | | | | 93% | 80% | 70% |
| *Points Reset after Phase I* | | | | | | |
| | Phase II | 100% | 40,000 | 37,043 | 31,944 | 28,129 |
| 7 | Solution Costs | 15.0% | 6,000 | 4,922 | 4,578 | 4,872 |
| 8 | Innovation & Value Add | 7.5% | 3,000 | 2,910 | 2,050 | 530 |
| 9 | Demonstrations | 37.5% | 15,000 | 14,192 | 11,644 | 11,920 |
| 10 | Implementation Discussion | 25.0% | 10,000 | 9,612 | 8,972 | 6,272 |
| 11 | Technology Discussion | 10.0% | 4,000 | 3,620 | 3,200 | 3,160 |
| 12 | Reference Checks | 5.0% | 2,000 | 1,787 | 1,500 | 1,375 |

Next Steps



Site Visits

TBD



Confirmation Sessions

Week of 11/11/2019



Negotiations Complete

Q1 2020



Project Readiness Activities

Staffing Readiness
Facilities
Risks

Thank You!