



**SCV**  
**WATER**

11/16/2021

# Water Efficiency Works

Multifamily Apartment Project & EPA Energy Star  
Portfolio Manager Water Score Tool



2020

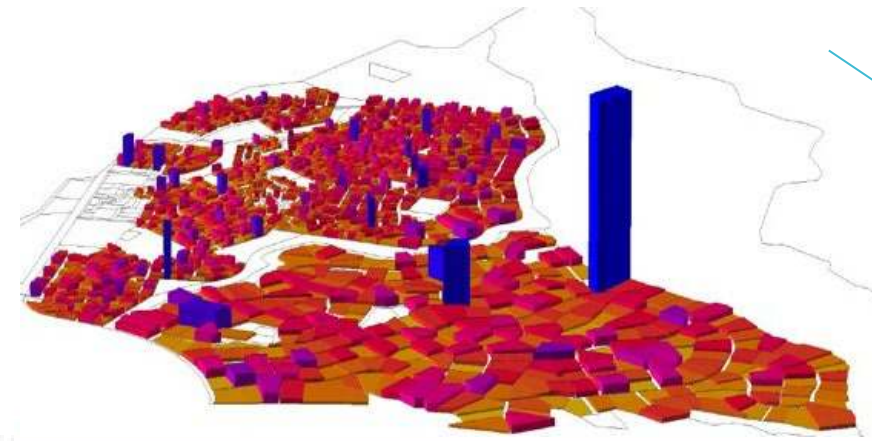


2021

# Multifamily Project Overview



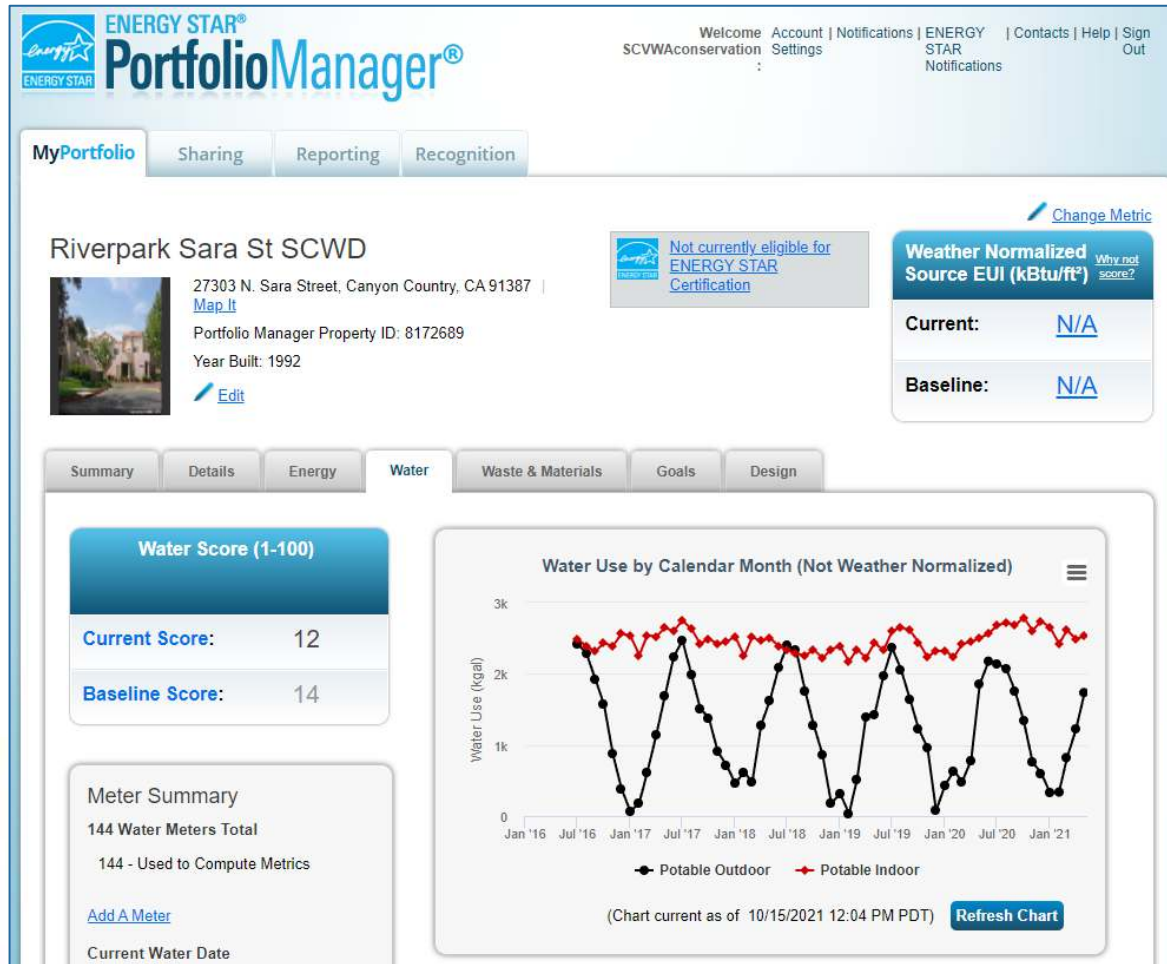
# SCV Water's Water Efficiency Tools



- Education
- Engagement
- Indoor WUE Programs
- Irrigation WUE Programs



# Energy Star Portfolio Manager Water Score for Multifamily Apartments Tool

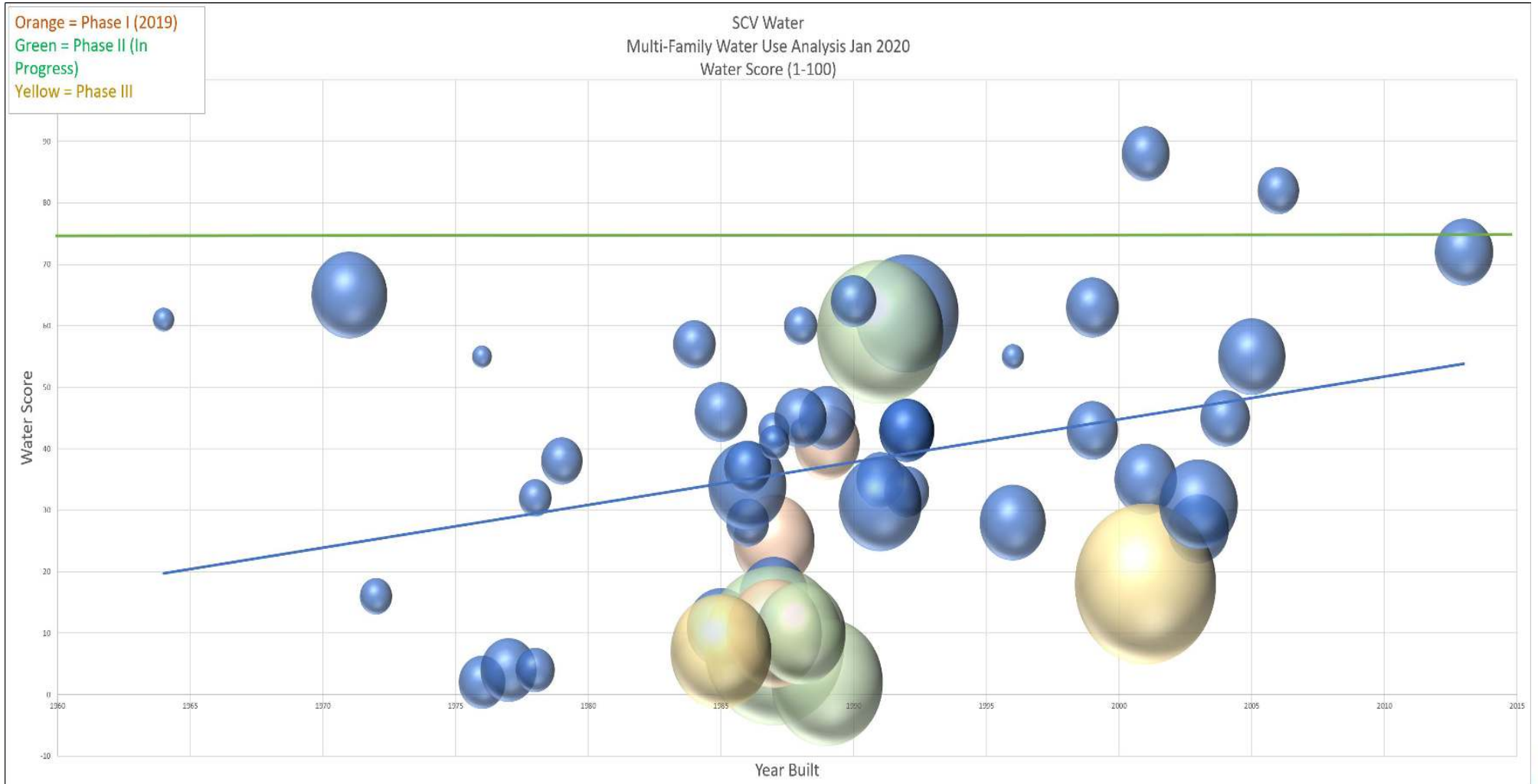


- Initiated in 2018
- EPA Water Score Analysis
- ~90% MF Complexes Sampled
- Identified High Savings Opportunities



# Multifamily Project Overview

Analysis



# Customer Engagement

1. Customer Engagement

2. Determine Sustainability Goals

3. Educate Efficiency Opportunities

Performance Management




# Multifamily Program Performance & Results

Phase	Site	Survey Month	Toilet Installation Month	Units	K. Aerators	B. Aerators	Showerheads	Leave-Behind Cards	Toilets Replaced with UHETs	Zones Inspected	Verified Gallons Saved*	Estimated Gallons Saved/Year**
I	A	Feb-19	Jun-20	256	133	253	247	233	358	39	14,900,733	7,108,862
I	B	Mar-19	May-20	328	145	441	398	287	584	49	22,756,800	10,905,059
I	C	Apr-19	Jun-20	255	142	287	332	226	489	152	28,840,636	13,158,816
I	D	Nov-19	Feb-20	776	196	1,007	871	652	1,468	160	29,077,849	21,018,426
II	E***	Feb-20	-	568	430	888	753	475	-	200	4,058,932	-
II	F***	Mar-20	-	465	268	602	661	402	-	129	7,365,166	-
II	G	Jan-21	Jan-21	-	-	-	-	-	2,258	-	2,616,256	10,165,320
<b>TOTALS</b>				<b>2,648</b>	<b>1,314</b>	<b>3,478</b>	<b>3,262</b>	<b>2,275</b>	<b>5,157</b>	<b>729</b>	<b>109,616,373</b>	<b>62,356,483</b>
* Verified Gallons Saved So Far includes estimated water saved after the checkups and after the UHET installations using actual water use as of June 2021.												
** Estimated Gallons Saved per Year was calculated from average monthly water savings estimates multiplied by 12 months.												
*** Water use increased due to people being at home more due to COVID-19 "Safe at Home" orders.												
**** Comparative Analysis Inconclusive												

- Verified savings (Jul. 2021): **109,616,373 gal.**
  - Equivalent to ~140 Olympic Swimming Pools
- Estimated gallons saved per year: **62,356,483 gal.**
  - Vs. **~51.83** MGPY originally estimated\*
- Next phase launching 11/2021



# Multifamily Program Performance & Results





# Water Efficiency Works

Matthew S. Dickens, MPA (Resource Conservation Manager)

mdickens@scvwa.org

Janet Keith (Water Conservation Specialist II)

jkeith@scvwa.org

Chavon Halushka (Water Conservation Specialist I)

chalushka@scvwa.org

Julia Grothe (Water Conservation Specialist I)

jgrothe@scvwa.org

# Thank You!



YOURSCVWATER.COM

