

# ABOUT THE DROUGHT

## STATUS OF DROUGHT RESPONSE AND PERFORMANCE

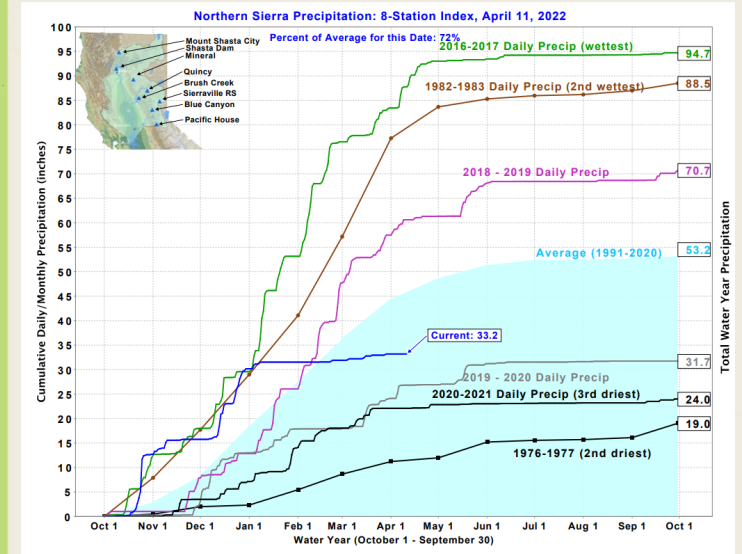
**MATTHEW DICKENS, MPA**  
**SUSTAINABILITY MANAGER**



**Water Resources and Watershed Committee**  
**April 13, 2022**  
**Item No. 6.1 & Item No. 3**

# PRESENTATION OVERVIEW

1. REGULATORY STATUS
2. SCV WATER DROUGHT READY
3. DEMAND PERFORMANCE
4. WATER SHORTAGE CONTINGENCY PLAN – STATUS DISCUSSION
5. WSCP STAGE 2 IMPLEMENTATION AND IMPACTS
6. STAFF RECOMMENDATION
7. Q&A



Northern Sierra Precipitation Index (4/11/2022)





# REGULATORY STATUS

STATE & LOCAL

# REGULATORY UPDATES

## 1. GOVERNOR & SWRCB EMERGENCY ACTIONS

- a) April 21, 2021 (2 Counties)
- b) May 10, 2021 (Extended to 41 Counties)
- c) July 9, 2021 (Extended to 50 Counties & 15% Voluntary Conservation v. 2020)
- d) September 21-22 (State Water Resources Control Board Monthly Reporting)
- e) October 19, 2021 (Drought Emergency Extended to Include All Counties)
- f) January 4, 2021 (SWRCB Adopts Emergency Regulations)
- g) **March 28, 2022 (EO N-7-22 – Level 2 Required, Non-functional Turf Ban?)**



## 2. SCV WATER – WATER SHORTAGE CONTINGENCY PLAN/WATER CONSERVATION AND WATER SUPPLY SHORTAGE ORDINANCE

- a) **11/16/2021 (SCV Water Enacts Stage 1 WSCP and Ordinance)**
- b) Conservation Program Uptake Increasing
- c) Drought Communication & Engagement Enhancements





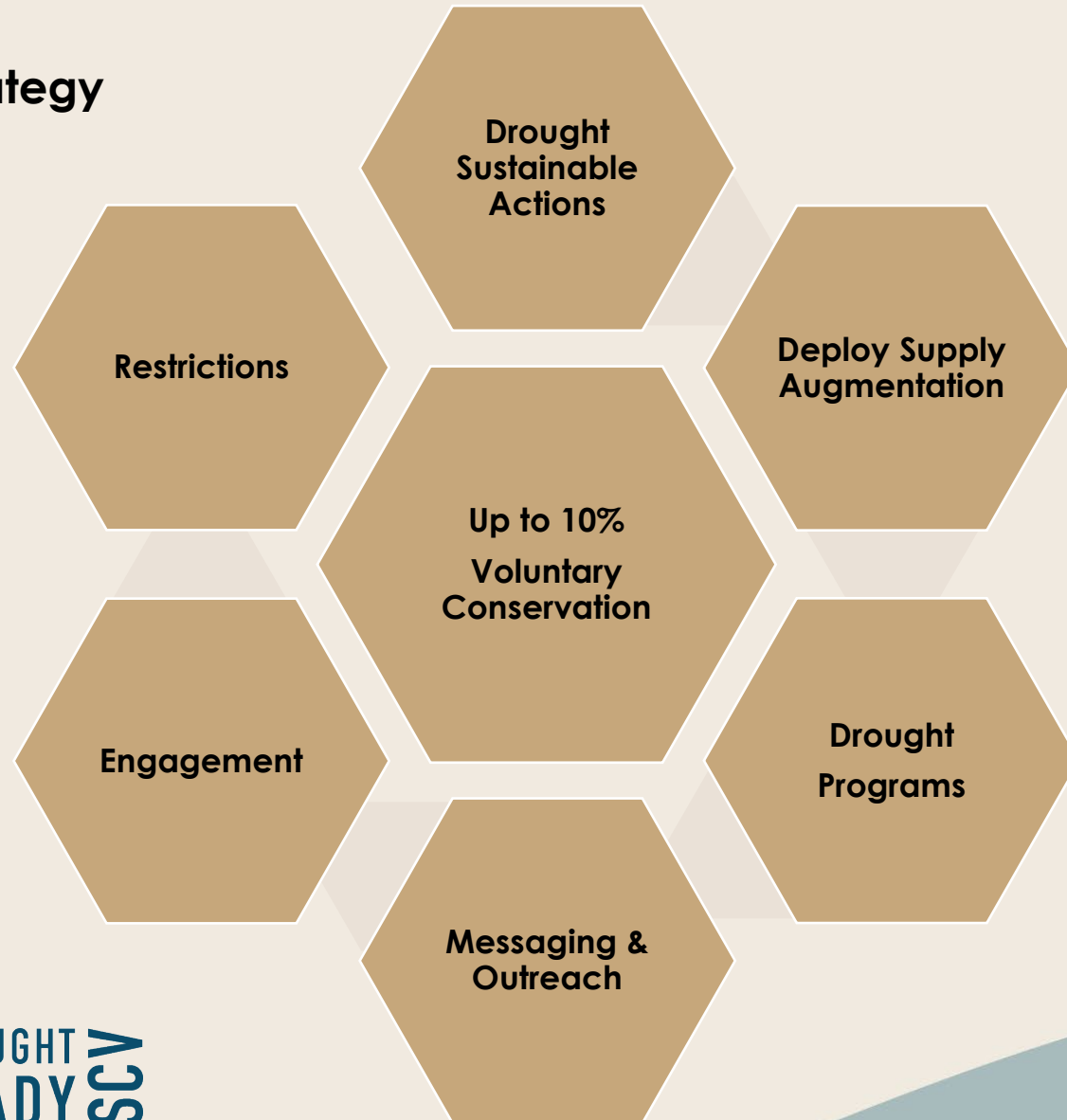


# SCV WATER DROUGHT READY

**DROUGHT RESPONSE & COMMUNITY LEADERSHIP**

# SCV WATER – WSCP & ORDINANCE



## WSCP Level 1 Strategy



# WSCP STAGE 1 – DROUGHT PROGRAMS

## Programs:

- Drought Ready Check-Ups
- Lawn Replacement Rebates
- Smart Controller Rebates
- HELP Rebates (HE Irrigation Improvements)
- Drip Conversion Rebates
- Irrigation Check-Ups
- Online Workshops
- Education Classes

**Drought Ready Home Check-Ups**

SCV Water now offers its customers FREE Drought Ready Home Check-ups that focus on preparation, leak detection and irrigation performance.

Inspections include outdoor areas only (i.e. lawns, patios, garage and/or porch).

## New & Improved Lawn Replacement Program

Parameter	Residential	Business, Large Landscapes and HOAs
Lawn Replacement	\$3 per SF	\$3 per SF
Native Plant Bonus Incentive	\$.50 per SF	\$.25 per SF
Drip Irrigation Incentive	\$.75 per SF	\$.75 per SF

Parameter	Residential	Business, Large Landscapes and HOAs
Minimum SF of Project	100 SF	100 SF
Maximum SF per Phase	2,500 SF	2,500 SF *
Maximum SF per Meter per Year	5,000 SF*	25,000 SF*
Maximum SF Total Rebate (all phases)	20,000 SF	N/A
Point Irrigation Required	No	No
HE Nozzles Allowed	Yes, with Pressure Regulation and Controller Calibration	Yes, with Pressure Regulation and Controller Calibration
Eligible Areas	Front yards, side yards, backyards, & hillsides	N/A
Pre and Post Inspections Required	Yes	Yes
Authorization Required	Yes	Yes
Living Grass Before Start Required	Yes	Yes
Plant Coverage at Maturity	50%	25%
Partial Lawn Removal Allowed	Yes	Yes
Project may be completed in phases (Full zones with at least 50% turf grass)	Yes	Yes
Artificial Turf Funded	No	Yes
Maintenance Requirement	10 Years	10 Years
Rebate Transfer Requests	Yes	Yes





# WSCP STAGE 1 – RESTRICTIONS

## Restrictions:

- Allowing Runoff
- Washing cars without hose nozzle
- Using water to wash down sidewalks, driveways, and hardscapes
- Irrigating during and within 48 hours of measurable rain (.25 inch)
- Using fountains without recirculating pump
- Watering turf on public medians







# SCV WATER DEMAND PERFORMANCE

**NORMAL CONSERVATION & DROUGHT RESPONSE  
TARGETS**

# SCV WATER DEMAND PERFORMANCE

## DEMAND/CONSUMPTION PERFORMANCE

1. Local Drought Statistics (Vs. 2020)
2. Normal Conservation Target Performance (24% GPCD Reduction by 2022)
3. Drought Conservation Target (15% v. 2020)
4. Statewide and Regional Drought Performance (SWRCB Monthly Reports)



# LOCAL DROUGHT STATISTICS

## LOCAL ET & PRECIPITATION

\*CIMIS 204



### Evapotranspiration (2022 v. 2020)

- Current Month → +63.5%
- Year to Date → +28.6%



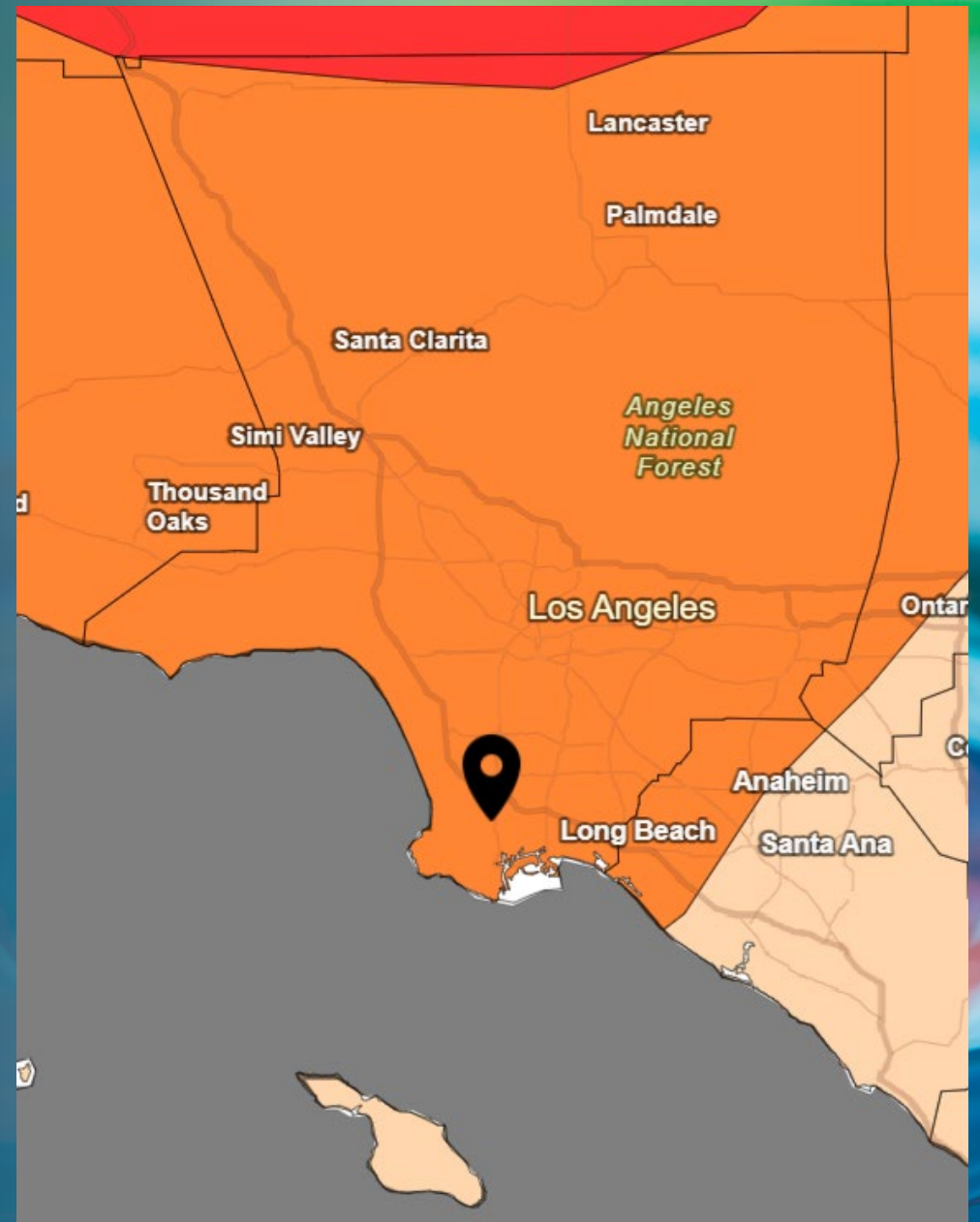
### Precipitation (2022 v. 2020)

- Current Month → 1.29"
- Year to Date → -66.7%



### Temperatures (Avg. Max Air Temp)

- March 2022 → 65.3
- March 2020 → 74.4

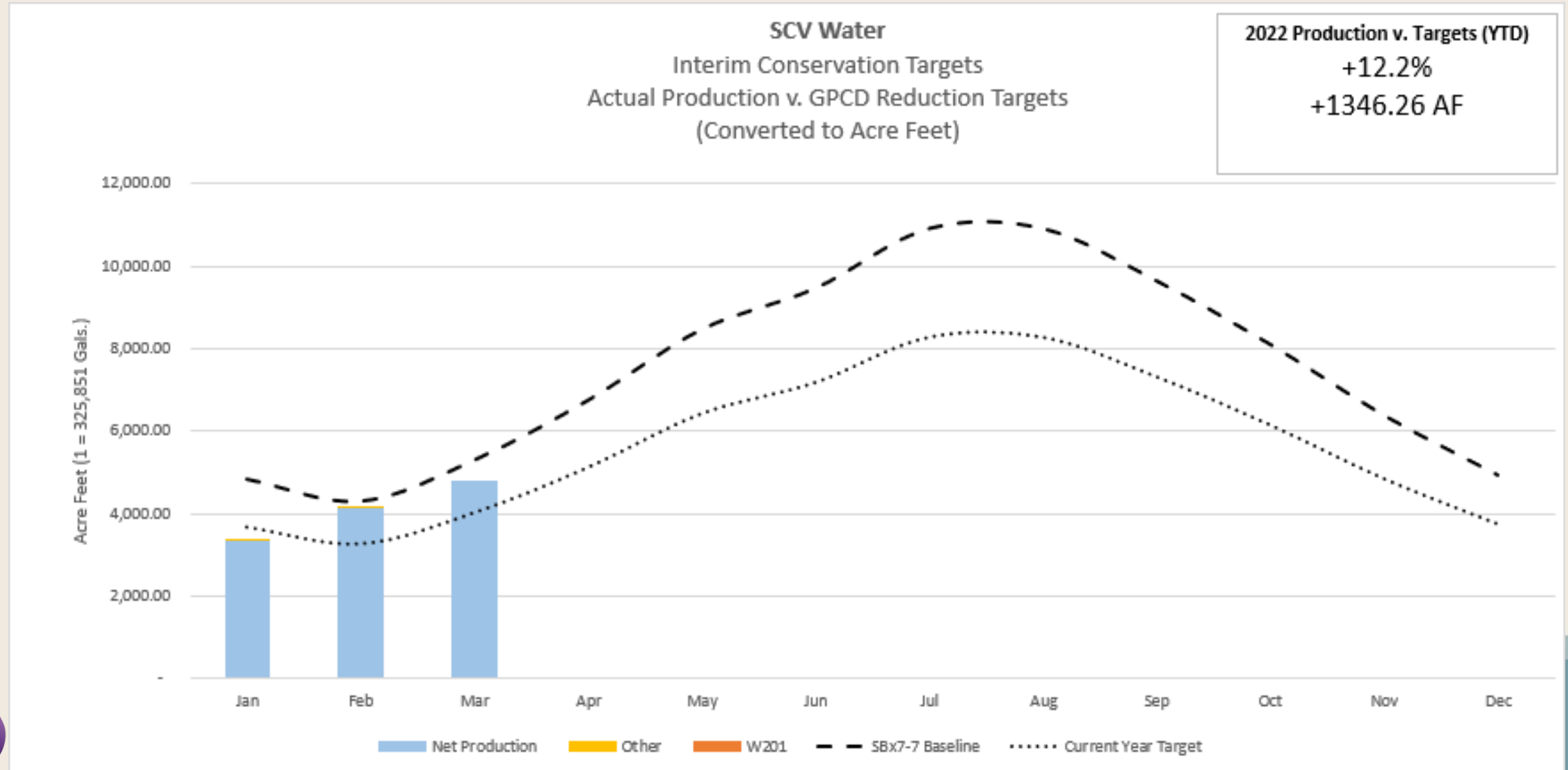


Source: [Drought.gov/states/California/county/los%20angeles](https://drought.gov/states/California/county/los%20angeles)



# INTERIM CONSERVATION TARGET – PERFORMANCE

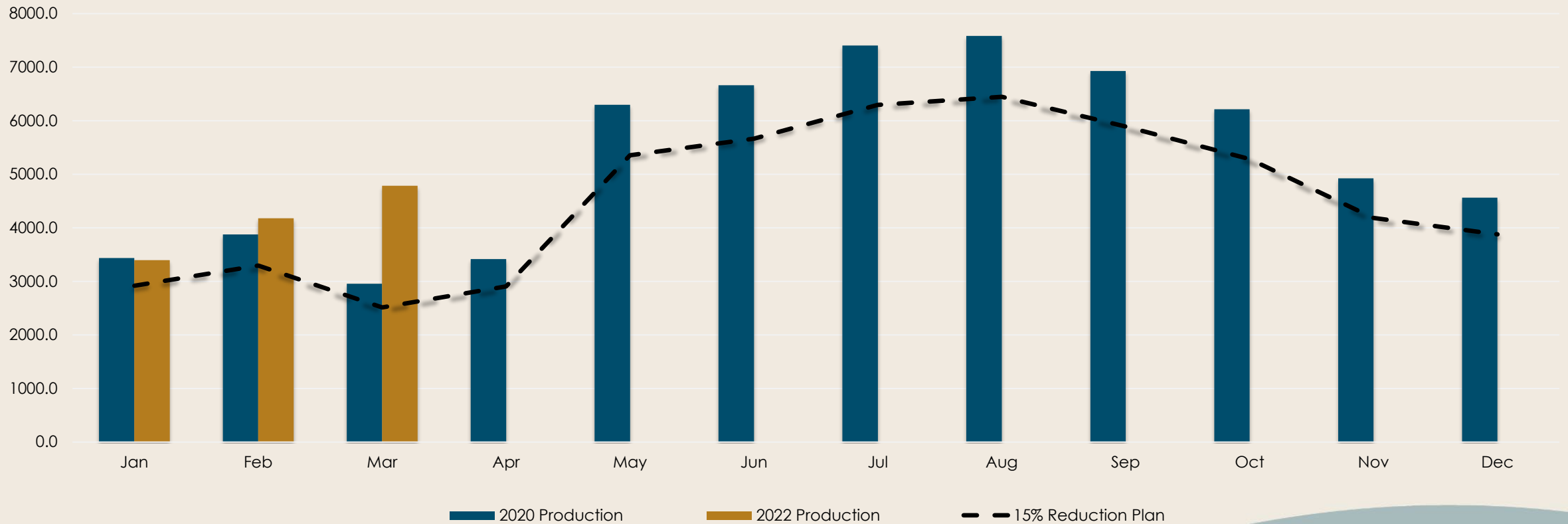
## INTERIM WATER CONSERVATION TARGET (24% BY 2022)



# DROUGHT CONSERVATION TARGET

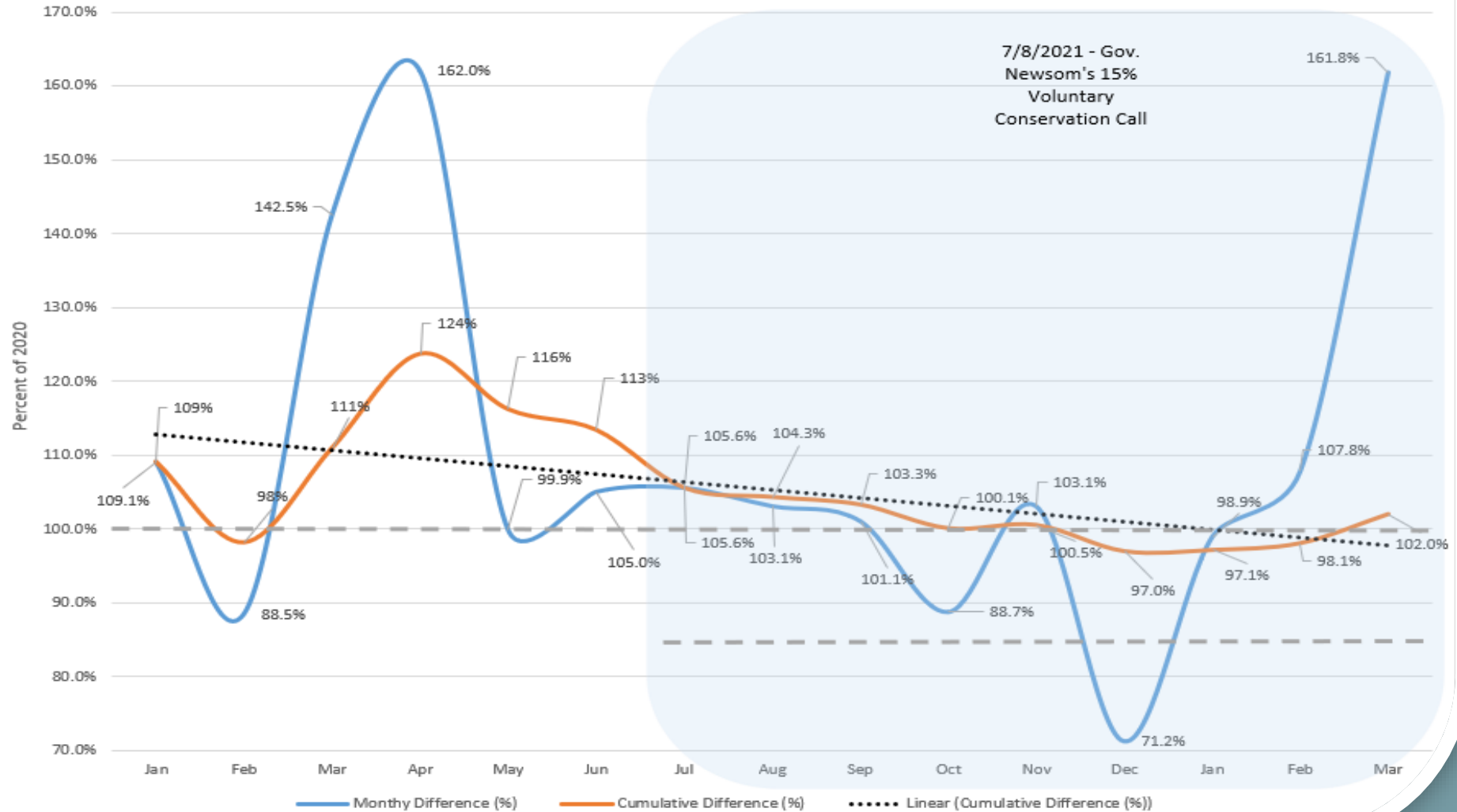
## VOLUNTARY DROUGHT CONSERVATION TARGET (15% V. 2020)

SCV Water  
Monthly Production vs. 15% Reduction Plan (Ac-ft)



# DROUGHT CONSERVATION TARGET

SCV Water  
Drought Conservation Performance  
(2021 & 2022 vs. 2020)





# DROUGHT CONSERVATION TARGET

Progress Towards 15% Savings

Region Type: Hydrologic Region | Select months: (Multiple values)

Region	December	January	February	Cumulative
Central Coast	-15.6%	3.7%	2.5%	-5.7%
Colorado River	-5.8%	19.0%	3.2%	-1.8%
North Coast	-8.4%	0.5%	-5.9%	-14.5%
North Lahontan	-9.4%	6.3%	-0.2%	-9.4%
Sacramento River	-13.3%	6.3%	6.7%	-7.9%
San Francisco Bay	-12.8%	-1.5%	-4.6%	-10.5%
San Joaquin River	-11.9%	7.2%	0.9%	-4.5%
<b>South Coast</b>	<b>-18.4%</b>	<b>1.7%</b>	<b>-0.2%</b>	<b>-4.6%</b>
South Lahontan	-8.8%	9.0%	-10.4%	-4.2%
Tulare Lake	-12.2%	0.2%	-3.3%	-4.4%
Statewide	-15.7%	2.6%	-0.5%	-5.8%

## SCV Water (Monthly Progress)

Month	Diff. (%)	Cum. (%)
Jul.	+5.6%	+5.6%
Aug.	+3.1%	+4.1%
Sep.	+1.1%	+3.3%
Oct.	-11.3%	+0.1%
Nov.	+3.1%	+0.5%
Dec.	-29.0%	-3.0%
Jan.	-1.1%	-2.9%
<b>Feb.</b>	<b>+7.8%</b>	<b>-1.9%</b>
Mar.	+61.8%	+2.0%

Source: State Water Resources Control Board (2/8/2022)





# WSCP

## STATUS DISCUSSION

# WSCP – STATUS DISCUSSION (MARCH 9, 2022 WRW COMMITTEE)

- **POLICY DEVELOPMENT CONSIDERATIONS**

- California Drought Status – Drought Persists, Lower Intensity
- Water Year Production – Below Average Conditions
- State Water Project Allocation – 15% (Current Projections)
- Local Weather Conditions – Dry & Warm Winter
- SCV Conservation Performance – Downward Trend, Opportunity Persists

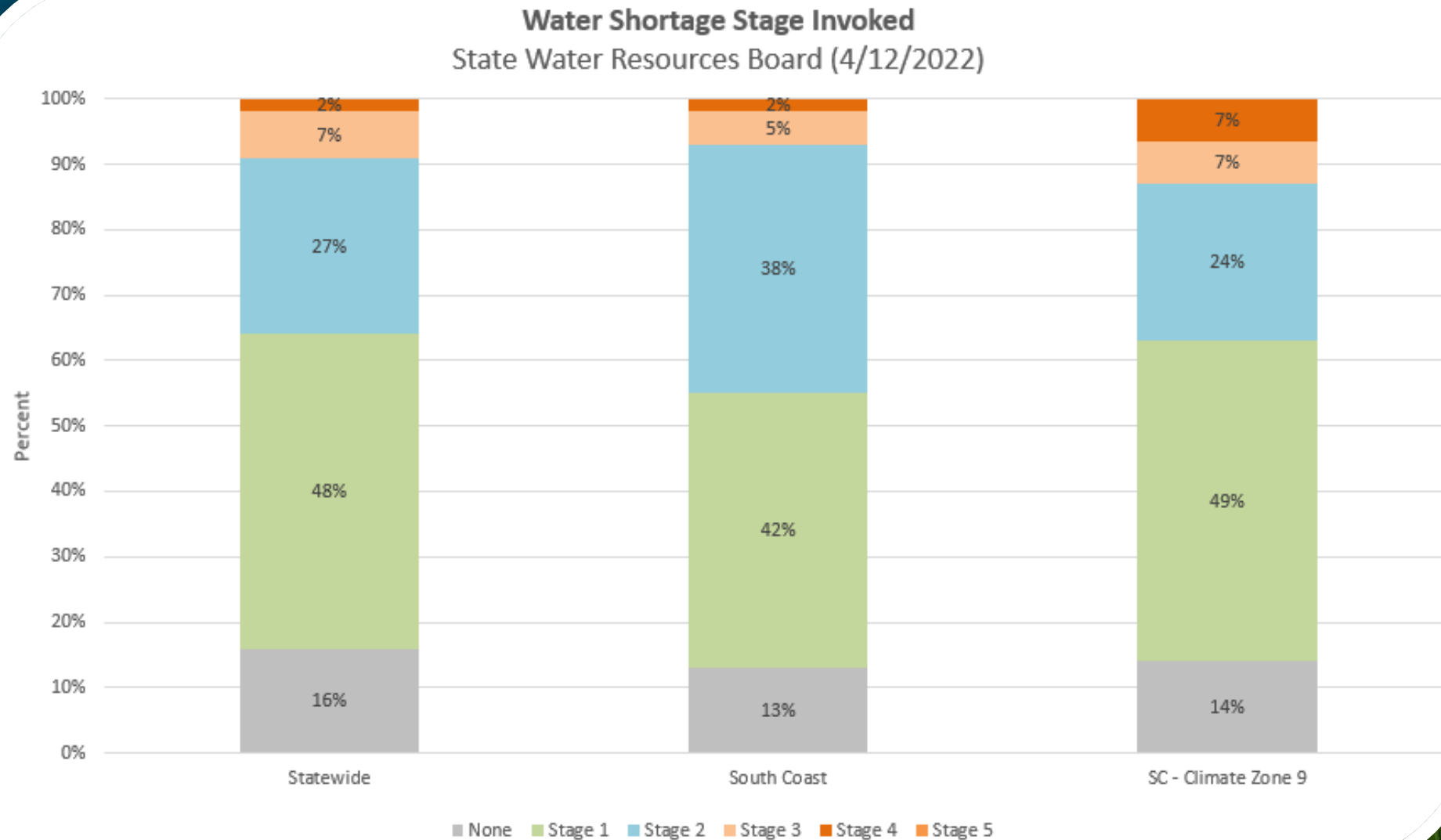
- **COMMITTEE DISCUSSION**

- Evaluate WSCP activity across the state and region
- Communicate with public on current conservation performance
- Review supply status, conservation performance, and regulatory/mandate environment in April/May





# WSCP STATE AND REGION STATUS



# SCV CONSERVATION PERFORMANCE AWARENESS

## MESSAGING:

- Switched to "harder" message
  - Historic drought
  - Not a drop to waste
  - Not meeting conservation targets

## NEW OUTLETS (Start 4/25)

- Radio ads and audio streaming
- Video streaming
- Mini water-expo at Home & Garden Show (4/30-5/1)
- Virtual Drought Forum (5/10)

## SOCIAL MEDIA POST W/THE SIGNAL

- Posted: April 11, 2022
- Reach: TBD

WE'VE SAVED  
BEFORE, AND  
WE CAN DO IT  
AGAIN, SCV!



DROUGHT  
READY  
SCV



DroughtReadySCV.com



Santa Clarita Valley Signal

Like This Page · Yesterday · ⚙️

We've saved before, and we can do it again, SCV! California is experiencing its third year of drought and snowpack, precipitation, and reservoir levels are well below average, prompting SCV Water to access its critical dry year supplies to meet customer water use needs. As we head into the dry season, we've only conserved a cumulative 1.9% out of the targeted 15% water waste reduction goal. Visit [DroughtReadySCV.com](https://DroughtReadySCV.com) to find water-saving resources, rebates & tips for your business and home. #DroughtReadySCV #CAWater #Drought2022 #SCVWater #SantaClarita #SCV #SaveWater



# DROUGHT REVIEW - SUMMARY

- DROUGHT CONDITIONS PERSIST
- WATER YEAR PRODUCTION BELOW AVERAGE
- STATE WATER PROJECT WATER ALLOCATION REDUCED TO 5%
- INCREASED USE OF CRITICAL DRY YEAR SUPPLIES
- WITHOUT CONSERVATION, POTENTIAL SHORTAGE IN 2023
- CURRENT CONSERVATION PERFORMANCE BELOW TARGET
- EXECUTIVE ORDER N-7-22 DIRECTS SWRCB TO REQUIRE LEVEL 2 IMPLEMENTATION
- DIVERSE SUPPLY PORTFOLIO CAN MEET CURRENT DEMANDS, BUT WE DON'T HAVE A DROP TO WASTE...







# SCV WATER DROUGHT READY

STAGE 2 IMPLEMENTATION AND IMPACTS

# SCV WATER – WSCP & ORDINANCE

**WSCP Level 2 Strategy  
Moderate Shortage**



**DROUGHT  
READY SCV**

# WSCP STAGE 1 – RESTRICTIONS

## Restrictions:

- Allowing Runoff
- Washing cars without hose nozzle
- Using water to wash down sidewalks, driveways, and hardscapes
- Irrigating during and within 48 hours of measurable rain (.25 inch)
- Using fountains without recirculating pump
- Watering turf on public medians



DROUGHT  
READY  
SCV



# WSCP STAGE 2 – WATERING RESTRICTIONS & ADDITIONAL MEASURES

## Restrictions & Additional Measures:

- **Water Waste Restrictions (As noted in Stage 1)**
- **Limits on Watering Days to 3 Day per Week Watering**
  - Odd Addresses (M,W,F)
  - Even Addresses (T,Th,Sun)
  - No Watering on Saturdays
- **Limits on Watering Station Run Times (Duration)**
  - Two 5-minute cycles (10 minutes max)
- **Watering Times (Time of Day)**
  - Nov-Apr → 6 PM to 10 AM
  - May-Oct → 8 PM to 9 AM



**DROUGHT  
READY  
SCV**





# STAFF RECOMMENDATION

# STAFF RECOMMENDATION

**THAT THE WATER RESOURCES AND WATERSHED COMMITTEE RECOMMENDS THAT THE BOARD OF DIRECTORS ADOPT THE RESOLUTION ENACTING STAGE 2 OF THE WATER SHORTAGE CONTINGENCY PLAN AND WATER CONSERVATION AND WATER SUPPLY SHORTAGE ORDINANCE.**





# Q&A

## SCV WATER DROUGHT RESPONSE AND DEMAND PERFORMANCE